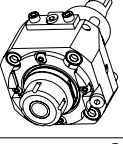
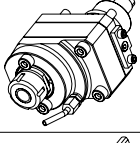
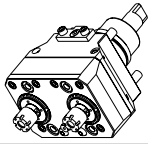
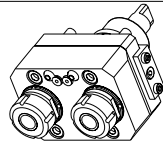
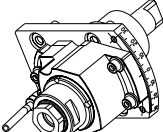
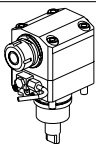
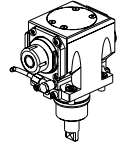
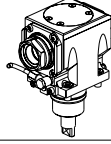

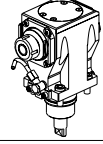

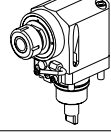
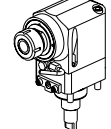
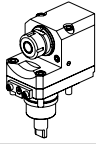
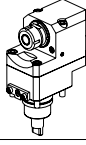
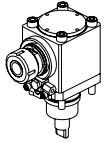
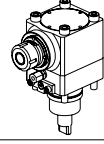

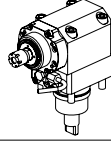
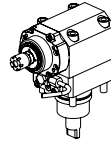
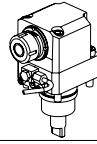
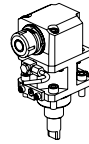
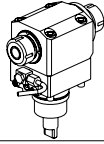
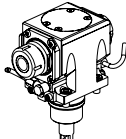

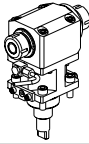
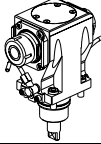
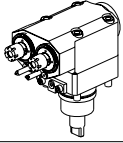
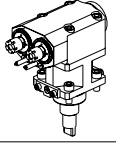
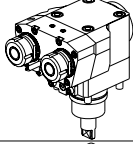
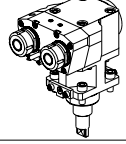
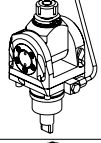
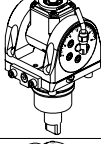
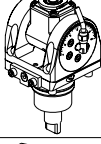
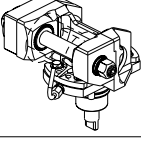
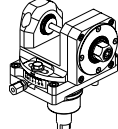
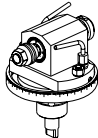
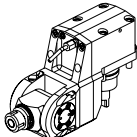
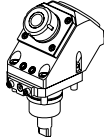
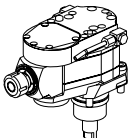
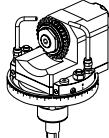
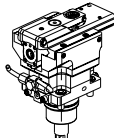
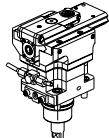
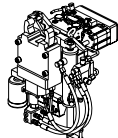
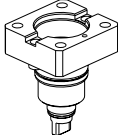


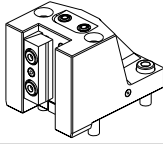
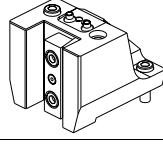
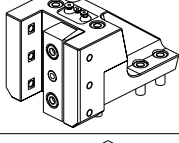
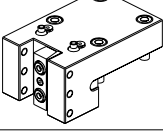
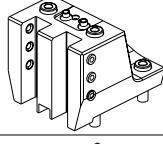
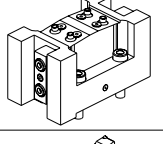
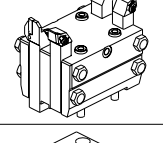
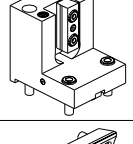
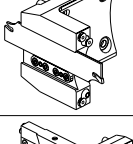

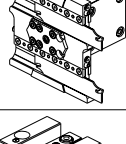
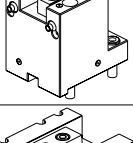
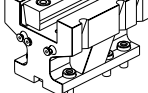
		PAGINA Page Seite
MODULO MOTORIZZATO RADIALE Radial driven tool Radial angetriebenes Werkzeug		BGL010.1.00
MODULO MOTORIZZATO RADIALE Radial driven tool Radial angetriebenes Werkzeug	 NEW	BGL010.1.01
MODULO MOTORIZZATO RADIALE MTSK Radial MTSK driven tool Radial MTSK angetriebenes Werkzeug	 NEW	BGL010.1.01.K
MODULO MOTORIZZATO RADIALE Radial driven tool Radial angetriebenes Werkzeug	 NEW	BGL010.1.20
MODULO MOTORIZZATO RADIALE MAGGIORATO Radial reinforced driven tool Radial angetriebenes Werkzeug vergrößert		BGL020.1.00
MODULO MOTORIZZATO RADIALE DISASSATO IN Z 36mm Radial driven tool re-directed in Z by 36mm Radial angetriebenes Werkzeug achsversetzt in Z um 36mm		BGL030.1.10
MODULO MOTORIZZATO RADIALE RIDOTTO I=2:1 DISASSATO IN Z 36mm Radial geared-down I=2:1 driven tool re-directed in Z by 36mm Radial angetriebenes Werkzeug untersetzt I=2:1 achsversetzt in Z um 36mm		BGL030.1.20
MODULO MOTOR. RADIALE MOLTIPLICATO I=1:2 DISASSATO IN Z 45mm Radial geared-up I=1:2 driven tool re-directed in Z by 45mm Radial angetriebenes Werkzeug uebersetzt I=1:2 achsversetzt in Z um 45mm		BGL030.1.30
MODULO MOTORIZZATO RADIALE DISASSATO IN Y 45mm Radial driven tool re-directed in Y by 45mm Radial angetriebenes Werkzeug achsversetzt in Y um 45mm		BGL040.1.10
MODULO MOTORIZZATO RADIALE MOLTIPLICATO I = 1:5,625 Radial geared-up I=1:5.625 driven tool Radial angetriebenes Werkzeug uebersetzt I=1:5.625		BGL060.1.00
MODULO MOTORIZZATO RADIALE 2 USCITE IN Y Radial single side twin head driven tool in Y Radial angetriebenes Werkzeug 2 Ausgaenge in Y		BGL080.1.00
MODULO MOTORIZZATO RADIALE 2 USCITE IN Y MOLTIPLICATO I=1:2 Radial geared-up I=1:2 single side twin head driven tool in Y Radial angetriebenes Werkzeug 2 Ausgaenge in Y uebersetzt I=1:2		BGL080.1.10

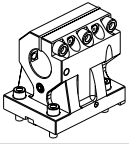
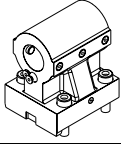
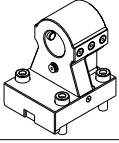
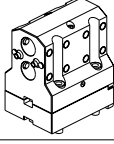
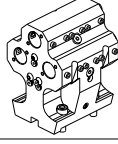
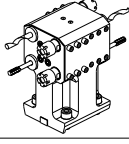
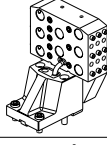
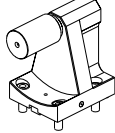
		PAGINA Page Seite
<p>MODULO MOTORIZZATO RADIALE 2 USCITE IN Y MOLTIPLICATO I=1:2 Radial geared-up I=1:2 single side twin head driven tool in Y Radial angetriebenes Werkzeug 2 Ausgaenge in Y uebersetzt I=1:2</p>		BGL080.1.20
<p>MODULO MOTORIZZATO RADIALE 2 USCITE IN Z MOLTIPLICATO I=1:2 Radial geared-up I=1:2 twin head driven tool in Z Radial angetriebenes Werkzeug 2 Ausgaenge in Z uebersetzt I=1:2</p>		BGL090.1.00
<p>MODULO MOTORIZZATO RADIALE DISASSATO 30mm ORIENTABILE ±30° Radial ±30° adjustable angle driven tool re-directed by 30mm Radial angetriebenes Werkzeug schwenkbar ±30° achsversetzt um 30mm</p>		BGL135.1.00
<p>MODULO MOTORIZZATO ASSIALE H=70mm Axial driven tool H=70mm Axial angetriebenes Werkzeug H=70mm</p>		BGL150.1.10
<p>MODULO MOTORIZZATO ASSIALE H=70mm Axial driven tool H=70mm Axial angetriebenes Werkzeug H=70mm</p>		BGL150.1.11 NEW
<p>MODULO MOTORIZZATO ASSIALE MTSK H=70mm Axial MTSK driven tool H=70mm Axial MTSK angetriebenes Werkzeug H=70mm</p>		BGL150.1.11.K NEW
<p>MODULO MOTORIZZATO ASSIALE H=100mm Axial driven tool H=100mm Axial angetriebenes Werkzeug H=100mm</p>		BGL150.1.20
<p>MODULO MOTORIZZATO ASSIALE H=100mm Axial driven tool H=100mm Axial angetriebenes Werkzeug H=100mm</p>		BGL150.1.21 NEW
<p>MODULO MOTORIZZATO ASSIALE MTSK H=100mm Axial MTSK driven tool H=100mm Axial MTSK angetriebenes Werkzeug H=100mm</p>		BGL150.1.21.K NEW
<p>MODULO MOTORIZZATO ASSIALE MAGGIORATO H=80mm Axial reinforced driven tool H=80mm Axial angetriebenes Werkzeug vergroessert H=80mm</p>		BGL170.1.10
<p>MODULO MOTORIZZATO ASSIALE MAGGIORATO H=100mm Axial reinforced driven tool H=100mm Axial angetriebenes Werkzeug vergroessert H=100mm</p>		BGL170.1.20

		PAGINA Page Seite
<p>MODULO MOTORIZZATO ASSIALE ARRETRATO H=78mm Axial rear-set driven tool H=78mm Axial angetriebenes Werkzeug zurueckversetzt H=78mm</p>		BGL180.1.10
<p>MODULO MOTORIZZATO ASSIALE ARRETRATO H=108mm Axial rear-set driven tool H=108mm Axial angetriebenes Werkzeug zurueckversetzt H=108mm</p>		BGL180.1.20
<p>MODULO MOTORIZZATO ASSIALE RIDOTTO I=2:1 Axial geared-down I=2:1 driven tool Axial angetriebenes Werkzeug untersetzt I=2:1</p>		BGL190.1.10
<p>MODULO MOTORIZZATO ASSIALE MOLTIPLICATO I=1:2 H=70mm Axial geared-up I=1:2 driven tool H=70mm Axial angetriebenes Werkzeug uebersetzt I=1:2 H=70mm</p>		BGL200.1.10
<p>MODULO MOTORIZZATO ASSIALE MOLTIPLICATO I=1:2 H=100mm Axial geared-up I=1:2 driven tool H=100mm Axial angetriebenes Werkzeug uebersetzt I=1:2 H=100mm</p>		BGL200.1.20
<p>MODULO MOTORIZZATO ASSIALE MOLTIPLICATO I=1:5,625 H=70mm Axial geared-up I=1:5.625 driven tool H=70mm Axial angetriebenes Werkzeug uebersetzt I=1:5.625 H=70mm</p>		BGL210.1.10
<p>MODULO MOTORIZZATO ASSIALE MOLTIPLICATO I=1:5,625 H=100mm Axial geared-up I=1:5.625 driven tool H=100mm Axial angetriebenes Werkzeug uebersetzt I=1:5.625 H=100mm</p>		BGL210.1.20
<p>MODULO MOTOR. ASSIALE PER POLIGONATURA INTERNA H=70mm Axial driven tool for internal polygon-making H=70mm Axial angetriebenes Werkzeug fuer interne Facettierung H=70mm</p>		BGL230.1.10
<p>MODULO MOTOR. ASSIALE PER POLIGONATURA INTERNA H=100mm Axial driven tool for internal polygon-making H=100mm Axial angetriebenes Werkzeug fuer interne Facettierung H=100mm</p>		BGL230.1.20
<p>MODULO MOTORIZZATO ASSIALE BISPORGENTE H=70mm Axial opposite face twin driven tool H=70mm Axial angetriebenes Werkzeug halb vorspringend H=70mm</p>		BGL240.1.10
<p>MODULO MOTORIZZATO ASSIALE BISPORGENTE H=70mm Axial opposite face twin driven tool H=70mm Axial angetriebenes Werkzeug halb vorspringend H=70mm</p>		BGL240.1.11 

		PAGINA Page Seite
<p>MODULO MOTORIZZATO ASSIALE BISPORGENTE H=100mm Axial opposite face twin driven tool H=100mm Axial angetriebenes Werkzeug halb vorspringend H=100mm</p>		BGL240.1.20
<p>MODULO MOTORIZZATO ASSIALE BISPORGENTE H=100mm Axial opposite face twin driven tool H=100mm Axial angetriebenes Werkzeug halb vorspringend H=100mm</p>		BGL240.1.21 NEW
<p>MODULO MOTORIZZATO ASSIALE 2 USCITE IN Y H=70mm Axial single side twin head driven tool in Y H=70mm Axial angetriebenes Werkzeug 2 Ausgänge in Y H=70mm</p>		BGL260.1.10
<p>MODULO MOTORIZZATO ASSIALE 2 USCITE IN Y H=100mm Axial single side twin head driven tool in Y H=100mm Axial angetriebenes Werkzeug 2 Ausgänge in Y H=100mm</p>		BGL260.1.20
<p>MODULO MOTORIZZ. ASSIALE 2 USCITE IN Y MOLTIPLICATO I=1:2 H=70mm Axial geared-up I=1:2 single side twin head driven tool in Y H=70mm Axial angetriebenes Werkzeug 2 Ausgänge in Y uebersetzt I=1:2 H=70mm</p>		BGL261.1.10 NEW
<p>MODULO MOTORIZZ. ASSIALE 2 USCITE IN Y MOLTIPLICATO I=1:2 H=100mm Axial geared-up I=1:2 single side twin head driven tool in Y H=100mm Axial angetriebenes Werkzeug 2 Ausgänge in Y uebersetzt I=1:2 H=100mm</p>		BGL261.1.20 NEW
<p>MODULO MOTORIZZATO ORIENTABILE 0-90° 0-90° adjustable angle driven tool Angetriebenes Werkzeug schwenkbar 0-90°</p>		BGL330.1.00
<p>MODULO MOTORIZZATO ORIENTABILE ±90° ±90° adjustable angle driven tool Angetriebenes Werkzeug schwenkbar ±90°</p>		BGL335.1.00
<p>MODULO MOTORIZZATO ORIENTABILE ±90° MOLTIPLICATO I=1:2 ±90° adjustable angle driven tool geared-up I=1:2 Angetriebenes Werkzeug schwenkbar ±90° uebersetzt I=1:2</p>		BGL336.1.00
<p>MODULO MOTORIZZATO PORTACREATORE Driven gear hobber Angetriebenes Zahnradwaelzfras-Werkzeug</p>		BGL340.1.00
<p>MODULO MOTORIZZATO PORTACREATORE RADIALE Radial driven gear hobber Radial angetriebenes Zahnradwaelzfras-Werkzeug</p>		BGL340.1.30

		PAGINA Page Seite
<p>MODULO MOTORIZZATO ASSIALE ANGOLARE $\pm 180^\circ$ Axial $\pm 180^\circ$ adjustable angle driven tool Axial angetriebenes Werkzeug schwenkbar $\pm 180^\circ$</p>		BGL 355.1.00
<p>MODULO MOTORIZZATO ORIENTABILE 0-90° ARRETRATO 0-90° adjustable angle rear-set driven tool Angetriebenes Werkzeug schwenkbar 0-90° zurueckversetzt</p>		BGL 356.1.00
<p>MODULO MOTORIZZATO ANGOLARE 45° FISSO 45° Fixed angle driven tool Angetriebenes Werkzeug 45° Fixwinkel</p>		BGL 357.1.00
<p>MODULO MOTORIZZATO INCLINEVOLE $\pm 15^\circ$ IN Y $\pm 15^\circ$ Y axis adjustable angle driven tool Angetriebenes Werkzeug kippar $\pm 15^\circ$ in Y</p>		BGL 358.1.00 NEW
<p>MODULO MOTORIZZATO PER VITI SENZA FINE Driven tool for worm screws Angetriebenes werkzeug fuer schrauben ohne ende</p>		BGL 359.1.00
<p>MODULO MOTORIZZATO STOZZATORE H=85mm Slotting driven tool H=85mm Keilnutenstossmaschine H=85mm</p>		BGL 360.1.00 NEW
<p>MODULO MOTORIZZATO STOZZATORE H=100mm Slotting driven tool H=100mm Keilnutenstossmaschine H=100mm</p>		BGL 360.1.10 NEW
<p>MODULO MOTORIZZATO PER LUNETTA RETRATTILE (TAGLIA 1) Driven toolholder for sliding steady rest (Size 1) Luenettenwerkzeug zurueck versetzte Version (Groesse 1)</p>		BGL 363.1.00
<p>INTERFACCIA PER MODULI BIGLIA H=30mm Biglia tooling adapter cartridge H=30mm Adapter Patrone fuer Biglia Werkzeuge H=30mm</p>		BGL 385.1.00

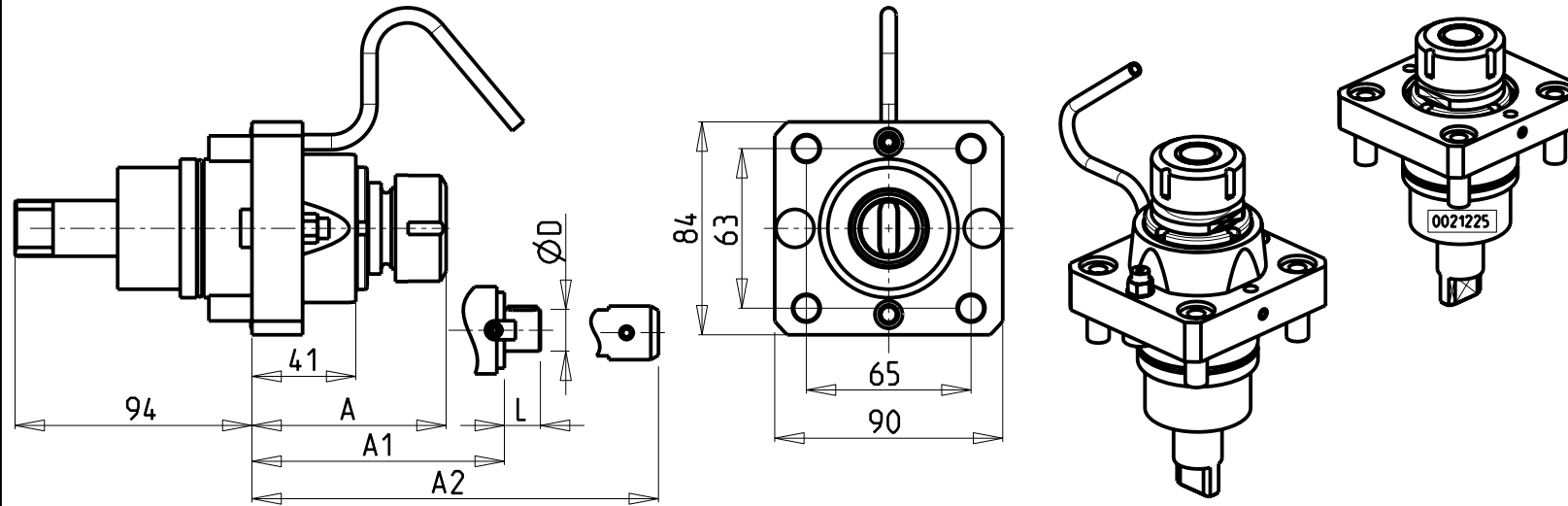
		PAGINA Page Seite
PORTAUTENSILE RADIALE SINGOLO Radial single static tool Radial Single-Werkzeughalter		BGL420.1.00
PORTAUTENSILE RADIALE SINGOLO Radial single static tool Radial Single-Werkzeughalter		BGL423.1.00
PORTAUTENSILE RADIALE SINGOLO Radial single static tool Radial Single-Werkzeughalter		BGL426.1.00
PORTAUTENSILE RADIALE SINGOLO ARRETRATO Radial single rear set static tool Radial Single-Werkzeughalter zurueckversetzt		BGL430.1.00
PORTAUTENSILE RADIALE SOVRAPPOSTO Radial single side twin static tool Radial Werkzeughalter ueberlagert		BGL440.1.00
PORTAUTENSILE RADIALE DOPPIO Radial double static tool Radial Doppel-Werkzeughalter		BGL450.1.00
PORTAUTENSILE RADIALE DOPPIO SOVRAPPOSTO Radial double side twin static tool Radial Doppel-Werkzeughalter ueberlagert		BGL460.1.00
PORTAUTENSILE RADIALE SINGOLO PER CONTROMANDRINO Radial single static tool sub spindle side Radial Single-Werkzeughalter fuer Gegenspindel		BGL480.1.00
PORTAUTENSILE RADIALE PER LAMA Radial blade holder Radial Abstechhalter		BGL510.1.00 
PORTAUTENSILE PER LAMA DOPPIO E SOVRAPPOSTO Radial double twin-side blade holder Radial Doppel-Abstechhalter ueberlagert		BGL525.1.00
PORTAUTENSILE ASSIALE SINGOLO Axial single static tool Axial Single-Werkzeughalter		BGL550.1.00
PORTAUTENSILE ASSIALE SINGOLO Axial single static tool Axial Single-Werkzeughalter		BGL554.1.00

		PAGINA Page Seite
<p>PORTAUT. ASS. PER BARENO $\varnothing 40\text{mm}/\varnothing 50\text{mm}/\varnothing 60\text{mm}/\varnothing 2''/\varnothing 1\ 1/2''$ H=80mm Axial single boring bar holder $\varnothing 40\text{mm}/\varnothing 50\text{mm}/\varnothing 60\text{mm}/\varnothing 2''/\varnothing 1\ 1/2''$ H=80mm Axial Bohrhälter $\varnothing 40\text{mm}/\varnothing 50\text{mm}/\varnothing 60\text{mm}/\varnothing 2''/\varnothing 1\ 1/2''$ H=80mm</p>		BGL593.1.10
<p>PORTAUTENSILE ASSIALE PER BARENO Axial single boring bar holder Axial Bohrhälter</p>		BGL630.1.10
<p>PORTAUTENSILE ASSIALE ARRETR. PER BARENO $\varnothing 32\text{mm}/\varnothing 40\text{mm}/\varnothing 1\ 1/4''/\varnothing 1\ 1/2''$ Axial rear set boring bar holder $\varnothing 32\text{mm}/\varnothing 40\text{mm}/\varnothing 1\ 1/4''/\varnothing 1\ 1/2''$ Axial Bohrhälter zurueckversetzt $\varnothing 32\text{mm}/\varnothing 40\text{mm}/\varnothing 1\ 1/4''/\varnothing 1\ 1/2''$</p>		BGL840.1.10
<p>PORTAUTENSILE ASSIALE PER BARENO 2+2 POSIZIONI $\varnothing 25\text{mm} / \varnothing 1''$ Axial 2+2 position boring bar holder $\varnothing 25\text{mm} / \varnothing 1''$ Axial Bohrhälter 2+2 Positionen $\varnothing 25\text{mm} / \varnothing 1''$</p>		BGL874.1.00
<p>PORTAUTENSILE ASSIALE PER BARENO 3+3 POSIZIONI $\varnothing 25\text{mm} / \varnothing 1''$ Axial 3+3 position boring bar holder $\varnothing 25\text{mm} / \varnothing 1''$ Axial Bohrhälter 3+3 Positionen $\varnothing 25\text{mm} / \varnothing 1''$</p>		BGL914.1.00
<p>PORTAUTENSILE ASSIALE PER BARENO 4+4 POSIZIONI $\varnothing 20\text{mm} / \varnothing 3/4''$ Axial 4+4 position boring bar holder $\varnothing 20\text{mm} / \varnothing 3/4''$ Axial Bohrhälter 4+4 Positionen $\varnothing 20\text{mm} / \varnothing 3/4''$</p>		BGL924.1.00
<p>PORTAUTENSILE ASSIALE PER BARENO 8 POSIZIONI $\varnothing 20\text{mm} / \varnothing 3/4''$ Axial 8 position boring bar holder $\varnothing 20\text{mm} / \varnothing 3/4''$ Axial Bohrhälter 8 Positionen $\varnothing 20\text{mm} / \varnothing 3/4''$</p>		BGL933.1.00
<p>CONTROPUNTA PER CONTROMANDRINO Tailstock for subspindle Gegenspitz fuer Gegenspindel</p>		BGL950.1.00

		PAGINA Page Seite
<p>MODULO MOTORIZZATO RADIALE Radial driven tool Radial angetriebenes Werkzeug</p>		BGL010.2.00
<p>MODULO MOTORIZZATO RADIALE DISASSATO IN Z 36mm Radial driven tool re-directed in Z by 36mm Radial angetriebenes Werkzeug achsversetzt in Z um 36mm</p>		BGL030.2.10 NEW
<p>MODULO MOTORIZZ. RADIALE MOLTIPLICATO I=1:2 DISASSATO IN Z 36mm Radial geared-up I=1:2 driven tool re-directed in Z by 36mm Radial angetriebenes Werkzeug uebersetzt I=1:2 achsversetzt in Z um 36mm</p>		BGL030.2.30 NEW
<p>MODULO MOTORIZZ. RADIALE MOLTIPLICATO I=1:3 DISASSATO IN Z 36mm Radial geared-up I=1:3 driven tool re-directed in Z by 36mm Radial angetriebenes Werkzeug uebersetzt I=1:3 achsversetzt in Z um 36mm</p>		BGL030.2.50 NEW
<p>MODULO MOTORIZZATO ASSIALE Axial driven tool Axial angetriebenes Werkzeug</p>		BGL150.2.10
<p>MODULO MOTORIZZATO ASSIALE ARRETRATO Axial rear-set driven tool Axial angetriebenes Werkzeug zurueckversetzt</p>		BGL180.2.10 NEW
<p>MODULO MOTORIZZATO ASSIALE ARRETRATO MOLTIPLICATO I=1:2 Axial gear-up I=1:2 rear-set driven tool Axial angetriebenes Werkzeug uebersetzt I=1:2 zurueckversetzt</p>		BGL225.2.10 NEW
<p>MODULO MOTORIZZATO ASSIALE ARRETRATO MOLTIPLICATO I=1:3 Axial gear-up I=1:3 rear-set driven tool Axial angetriebenes Werkzeug uebersetzt I=1:3 zurueckversetzt</p>		BGL226.2.10 NEW
<p>MODULO MOTORIZZATO ORIENTABILE ±90° ±90° adjustable angle driven tool Angetriebenes Werkzeug schwenkbar ±90°</p>		BGL335.2.00 NEW
<p>MODULO MOTORIZZATO ORIENTABILE ±90° ±90° adjustable angle driven tool Angetriebenes Werkzeug schwenkbar ±90°</p>		BGL335.2.10 NEW
<p>PORTAUTENSILE RADIALE PER LAMA Radial blade holder Radial Abstechhalter</p>		BGL520.2.00 NEW

ATTENZIONE - ATTENTION - ACHTUNG

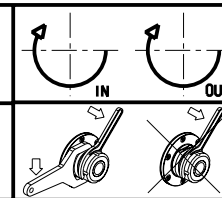
- FINO AD ESAURIMENTO SCORTE
- clearance sale
- solange vorrat




- Chiave inclusa
- Key included
- Schlüssel inbegriffen

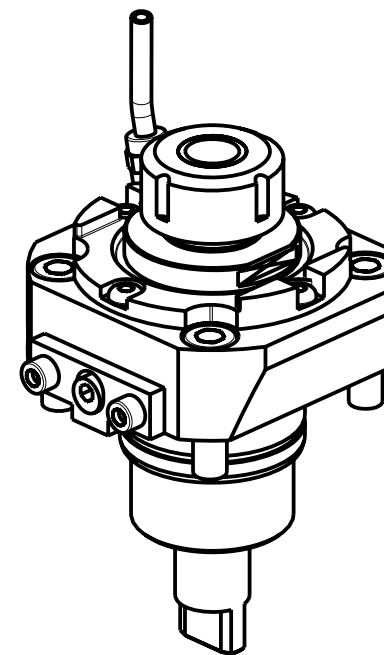
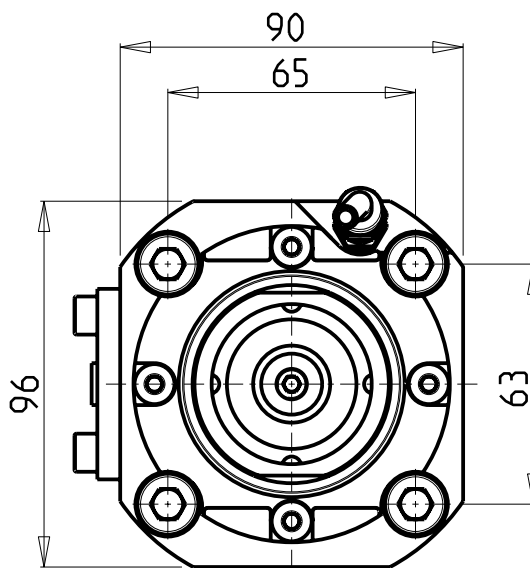
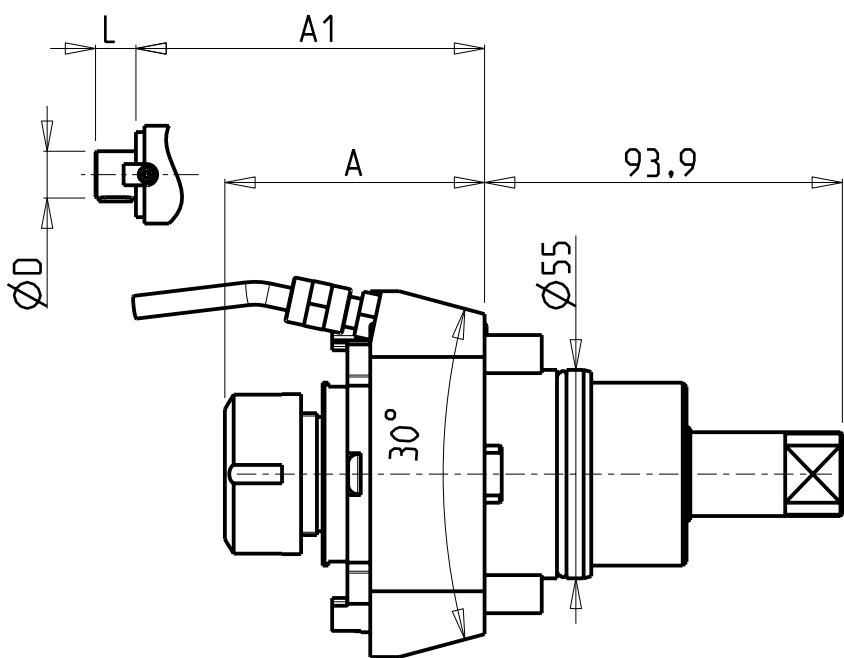
Cod. MT	Cod. BIGLIA	Mandrino Spindle Spindel	I	RPM	Coppia Max Max Torque Max Drehmoment	Lubrificazione est. Ext. coolant Aussenkuehlung	A	A1	A2	D	L	CHIAVI NON INCLUDE Keys not included Schlüssel nicht einbegriffen	
0021025	T134-00058	ER25	1:1	6000	50Nm	X	76.66	-	-	-	-	CHSTER25	0100000
0021132	T134-00061	ER32	1:1	6000	50Nm	X	92.16	-	-	-	-	CHSTER32	0100000
0021225	T134-00049	ER25 <small>CORTO SHORT KURZ</small>	1:1	6000	50Nm	X	47.16	-	-	-	-	CHSTER25	0100000_1
0021310		WELDON 10	1:1	6000	50Nm	X	-	-	79	-	-		
0021416		WELDON 16	1:1	6000	50Nm	X	-	-	79	-	-		
0020720	T134-00066	WELDON 20	1:1	6000	50Nm	X	-	-	94.5	-	-		
0021617	T134-00050	Ø16x17	1:1	6000	50Nm	X	-	55.5	-	16	17	CH_VTCROCE_M08	0100000
0022219	T134-00074	Ø22x19	1:1	6000	50Nm	X	-	56.5	-	22	19	CH_VTCROCE_M10	0100000
0022721		Ø27x21	1:1	6000	50Nm	X	-	58	-	27	21	CH_VTCROCE_M12	0100000
0022750	T134-00067	Ø27x50	1:1	6000	50Nm	X	-	58	-	27	50	CH_VTCROCE_M12	0100000
0022733		Ø27x33	1:1	6000	50Nm	X	-	57	-	27	33	CH_VTCROCE_M12	0100000

BIGLIA
 MOD: B301/445/470/501(Y-S)/510/545/550/565/650/658/1200/446/465/745/765
 MODULO MOTORIZZATO RADIALE
 Radial driven tool
 Radial angetriebenes Werkzeug



M.T. srl
 Via Casino Albini 480
 Tel. 0541/956034-957884
 Fax 0541/956341
 47842 S. GIOVANNI IN M. (RN)
 e-mail: mtma@mtmarchetti.com
 http://www.mtmarchetti.com

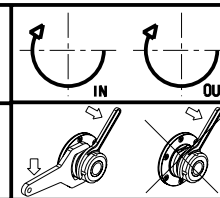
PRODUZIONE MODULI ROTANTI

 PAGINA BGL010-1-00



- Chiave inclusa
- Key included
- Schlüssel inbegriffen

Cod. MT	Mandrino Spindle Spindel	I	RPM	Coppia Max Max Torque Max Drehmoment	Lubr.interna Coolant through Innenkuehlung	Lubrificazione est. Ext. coolant Aussenkuehlung	A	A1	D	L	CHIAVI NON INCLUSE Keys not included Schlüssel nicht einbegriffen		
BGL0230125	ER25	1:1	6000	50Nm		X	68.16	-	-	-	CHSTER25	OKU0650004	NEW
BGL0230132	ER32	1:1	6000	50Nm		X	71.16	-	-	-	CHSTER32	OKU0650004	NEW
BGL0230225	ER25	1:1	6000	50Nm	P=30bar	X	76.16	-	-	-	CHSTER25	OKU0650004	NEW
BGL0230232	ER32	1:1	6000	50Nm	P=30bar	X	79.16	-	-	-	CHSTER32	OKU0650004	NEW
BGL0230516	Ø16x17	1:1	6000	50Nm		X	-	45	16	17	CH_VTCROCE_M08	OKU0650004	NEW
BGL0230522	Ø22x19	1:1	6000	50Nm		X	-	45	22	19	CH_VTCROCE_M10	OKU0650004	NEW
BGL0230527	Ø27x21	1:1	6000	50Nm		X	-	47.5	27	21	CH_VTCROCE_M12	OKU0650004	NEW

BIGLIA
 MOD: B301/445/470/501(Y-S)/510/545/550/565/650/658/1200/446/465/745/765
 MODULO MOTORIZZATO RADIALE
 Radial driven tool
 Radial angetriebenes Werkzeug

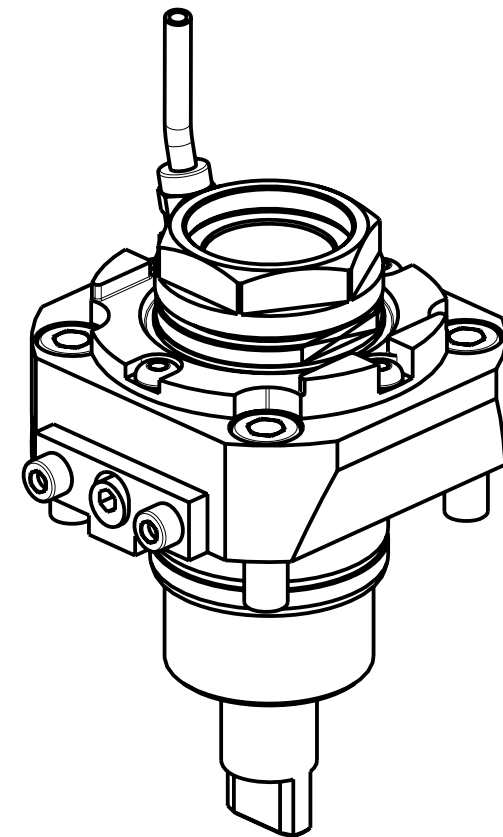
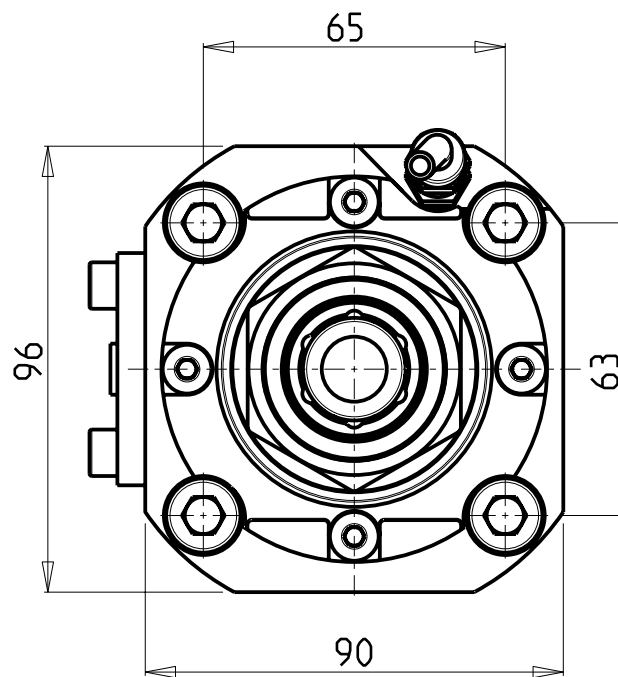
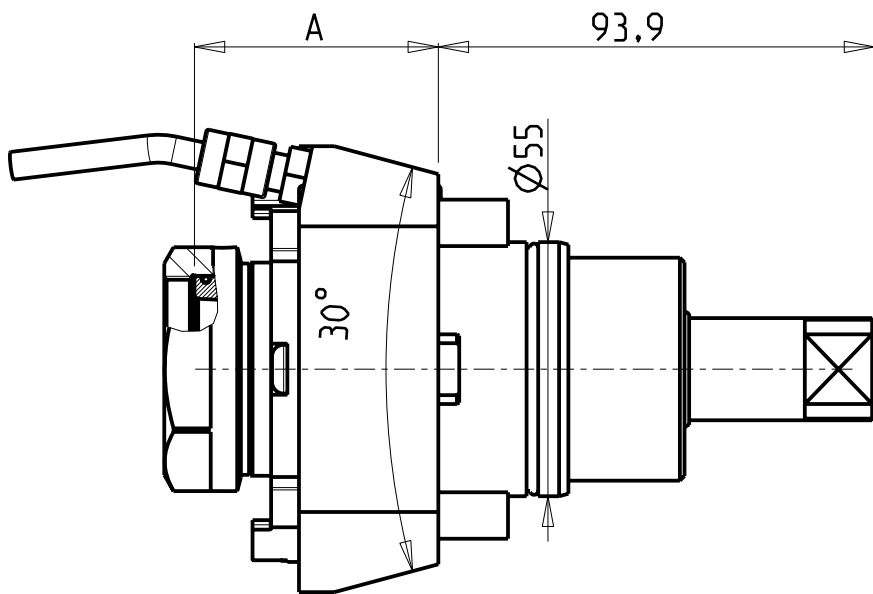


M.T. srl
 Via Casino Albini 480
 Tel. 0541/956034-957884
 Fax 0541/956341
 47842 S. GIOVANNI IN M. (RN)
 e-mail: mtma@mtmarchetti.com
 http://www.mtmarchetti.com

PRODUZIONE MODULI ROTANTI



PAGINA BGL010-1-01



PER PORTAUTENSILI MODULARI MTSK-40 VEDI PAG. TBL300-1-40
 FOR MTSK-40 QUIK CHANGE TOOLHOLDERS CLAMPINGS SEE PAGE TBL300-1-40
 FUER MTSK-40 MODULARE WERKZEUGAUFNAHMEN SIEHE SEITE TBL300-1-40

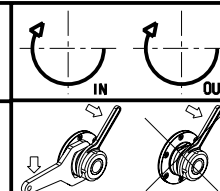
Cod. MT	Mandrino Spindle Spindel	I	RPM	Coppia Max Max Torque Max Drehmoment	Lubr.interna Coolant through Innenkuehlung	Lubrificazione est. Ext. coolant Aussenkuehlung	A	CHIAVI NON INCLUSE Keys not included Schluessel nicht einbegriffen	
BGL0160140	MTSK-40	1:1	6000	50Nm		X	52.5	CHUB46	OKU0650004 *
BGL0160240	MTSK-40	1:1	6000	50Nm	P=30bar	X	60.5	CHUB46	OKU0650004 *

NEW
NEW

- Chiave inclusa
- Key included
- Schluessel inbegriffen

BIGLIA
 MOD: B301/445/470/501(Y-S)/510/545/550/565/650/658/1200/446/465/745/765

MODULO MOTORIZZATO RADIALE MTSK
 Radial MTSK driven tool
 Radial MTSK angetriebenes Werkzeug

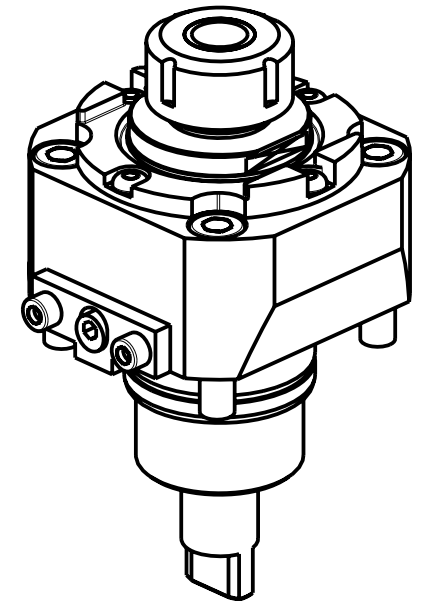
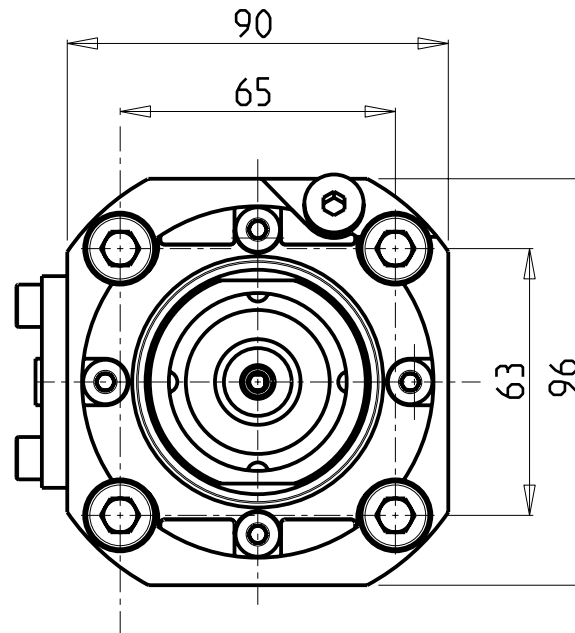
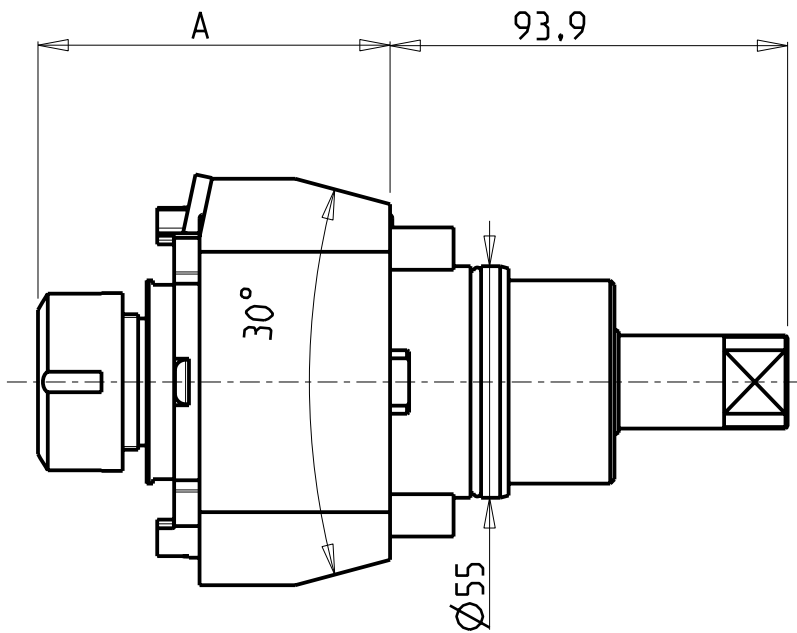


M.T. srl
 Via Casino Albini 480
 Tel. 0541/956034-957884
 Fax 0541/956341
 47842 S. GIOVANNI IN M. (RN)
 e-mail: mtma@mtmarchetti.com
 http://www.mtmarchetti.com

PRODUZIONE MODULI ROTANTI



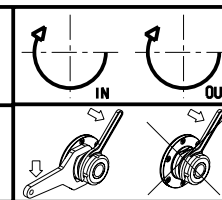
PAGINA BGL010-1-01-K



Cod. MT	Mandrino Spindle Spindel	I	RPM	Coppia Max Max Torque Max Drehmoment	Lubr.interna Coolant through Innenkuehlung	Lubrificazione est. Ext. coolant Aussenkuehlung	A	CHIAVI NON INCLUSE Keys not included Schluessel nicht einbegriffen	
BGL0290125	ER25	1:1	6000	50Nm	P=70bar	X	83.16	CHSTER25	OKU0650004 ■ NEW
BGL0290132	ER32	1:1	6000	50Nm	P=70bar	X	86.16	CHSTER32	OKU0650004 ■ NEW

- Chiave inclusa
- Key included
- Schluessel inbegriffen

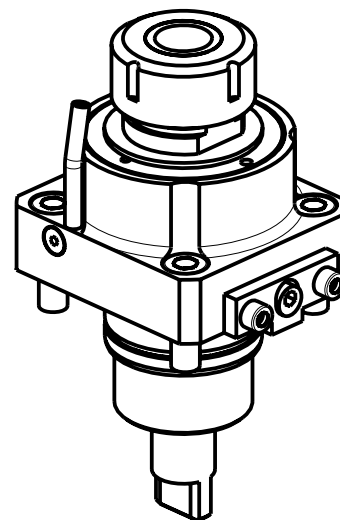
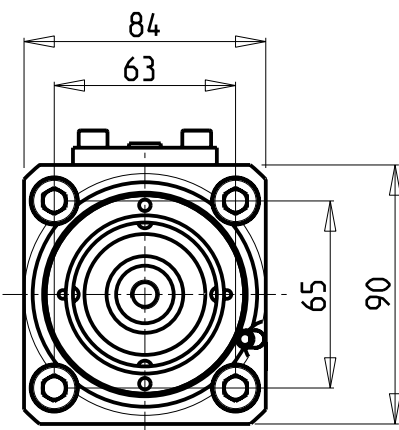
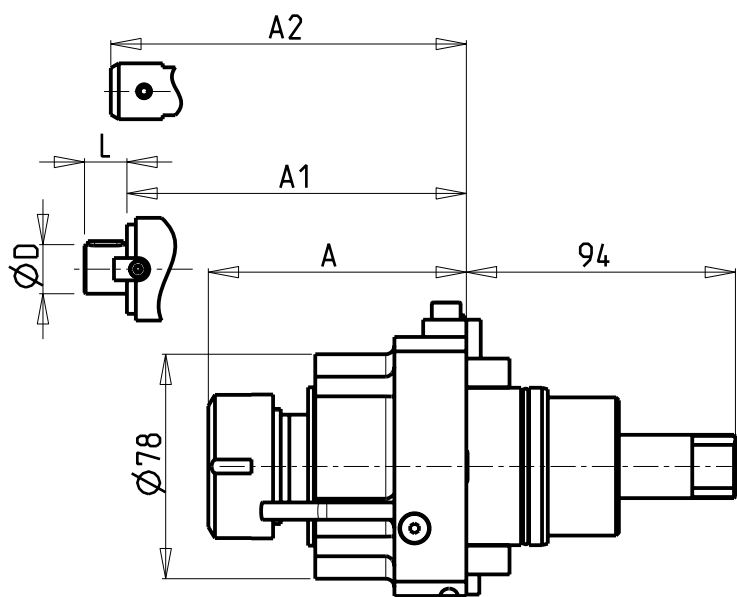
BIGLIA
 MOD: B301/445/470/501(Y-S)/510/545/550/565/650/658/1200/446/465/745/765
 MODULO MOTORIZZATO RADIALE
 Radial driven tool
 Radial angetriebenes Werkzeug



M.T. srl
 Via Casino Albini 480
 Tel. 0541/956034-957884
 Fax 0541/956341
 47842 S. GIOVANNI IN M. (RN)
 e-mail: mtma@mtmarchetti.com
 http://www.mtmarchetti.com

PRODUZIONE MODULI ROTANTI

PAGINA BGL010-1-20



CUSCINETTI MAGGIORATI PER LAVORAZIONI PESANTI

Reinforced bearings for
heavy machining

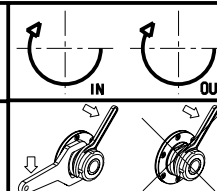
Vergroesserte Lager fuer
schwerere Bearbeitungen

- Chiave inclusa
- Key included
- Schluessel inbegriffen

Cod. MT	Mandrino Spindle Spindel	I	RPM	Coppia Max Max Torque Max Drehmoment	Lubrificazione int. Coolant through Innenkuehlung	Lubrificazione est. Ext. coolant Aussenkuehlung	A	A1	A2	D	L	CHIAVI NON INCLUDE Keys not included Schluessel nicht einbegriffen	
0380525	ER25	1:1	6000	70Nm		X	89.16	-	-	-	-	CHSTER25	CHUB36 o 0100000_2
0380532	ER32	1:1	6000	70Nm		X	89.66	-	-	-	-	CHSTER32	CHUB36 o 0100000_2
0380640	ER40	1:1	6000	70Nm		X	93.66	-	-	-	-	CHSTER40	CHUB46
0381132	ER32	1:1	6000	70Nm	P=30bar		89.66	-	-	-	-	CHSTER32	CHUB36 o 0100000_2
0381440	ER40	1:1	6000	70Nm	P=30bar		93.66	-	-	-	-	CHSTER40	CHUB46
0381008	WELDON 8	1:1	6000	70Nm		X	-	-	76.5	-	-	-	-
0381020	WELDON 20	1:1	6000	70Nm		X	-	-	87	-	-	-	-
0381617	Ø16x17	1:1	6000	70Nm		X	-	64.5	-	16	17	CH_VTCROCE_M08	CHUB36 o 0100000_2
0382219	Ø22x19	1:1	6000	70Nm		X	-	64.5	-	22	19	CH_VTCROCE_M10	CHUB36 o 0100000_2
0382240	Ø22x40	1:1	6000	70Nm		X	-	64.5	-	22	40	CH_VTCROCE_M10	CHUB36 o 0100000_2
0382721	Ø27x21	1:1	6000	70Nm		X	-	64.5	-	27	21	CH_VTCROCE_M12	CHUB36 o 0100000_2

BIGLIA
MOD: B301/445/470/501(Y-S)/510/545/550/565/650/658/1200/446/465/745/765

MODULO MOTORIZZATO RADIALE MAGGIORATO
Radial reinforced driven tool
Radial angetriebenes Werkzeug vergroessert

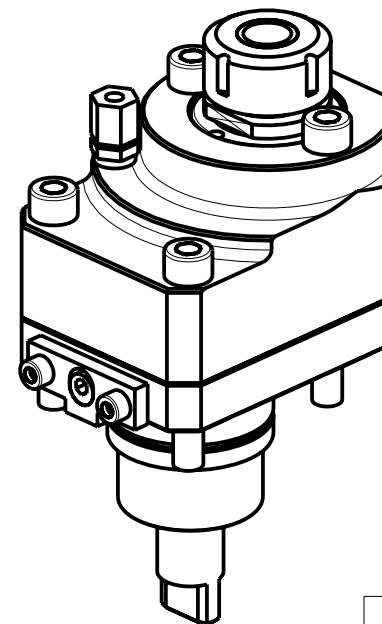
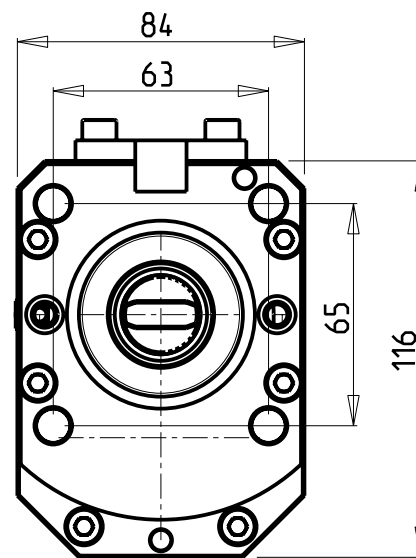
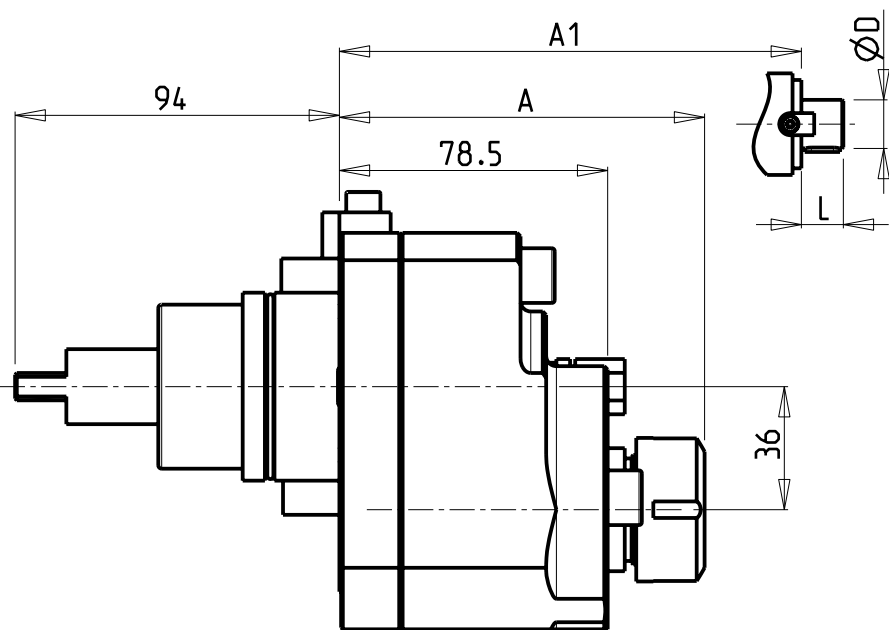


M.T. srl
Via Casino Albini 480
Tel. 0541/956034-957884
Fax 0541/956341
47842 S. GIOVANNI IN M. (RN)
e-mail: mtma@mtmarchetti.com
http://www.mtmarchetti.com

PRODUZIONE MODULI ROTANTI



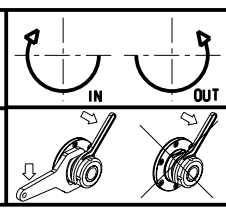
PAGINA BGL020-1-00



- Chiave inclusa
- Key included
- Schlüssel inbegriffen


Cod. MT	Mandrino Spindle Spindel	I	RPM	Coppia Max Max Torque Max Drehmoment	Reversibile lato mandrino/contromandrino Reversible sub/main spindle side Umkehrbare Spindelsete/ Gegenspindelsete	Lubrificazione est. Ext. coolant Aussenkuehlung	A	A1	D	L	CHIAVI NON INCLUDE Keys not included Schlüssel nicht einbegriffen	
0490025	ER25	1:1	6000	50Nm	X	X	106.86	-	-	-	CHSTER25	MNL0210007
0490032	ER32	1:1	6000	50Nm	X	X	120.56	-	-	-	CHSTER32	MNL0210007
0491617	Ø16x17	1:1	6000	50Nm	X	X	-	88.5	16	17	CH_VTCROCE_M08	MNL0210007
0492219	Ø22x19	1:1	6000	50Nm	X	X	-	90.5	22	19	CH_VTCROCE_M10	MNL0210007
0492721	Ø27x21	1:1	6000	50Nm	X	X	-	92.5	27	21	CH_VTCROCE_M12	MNL0210007

BIGLIA
 MOD: B301/445/470/501(Y-S)/510/545/550/565/650/658/1200/446/465/745/765
 MODULO MOTORIZZATO RADIALE DISASSATO IN Z 36mm
 Radial driven tool re-directed in Z by 36mm
 Radial angetriebenes Werkzeug achsversetzt in Z um 36mm

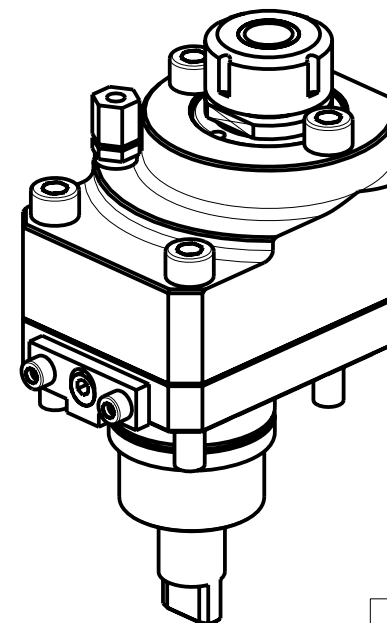
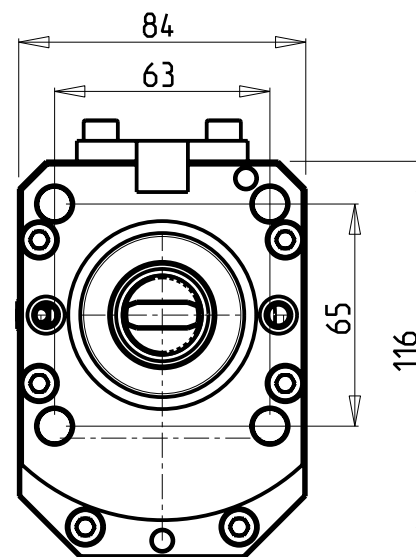
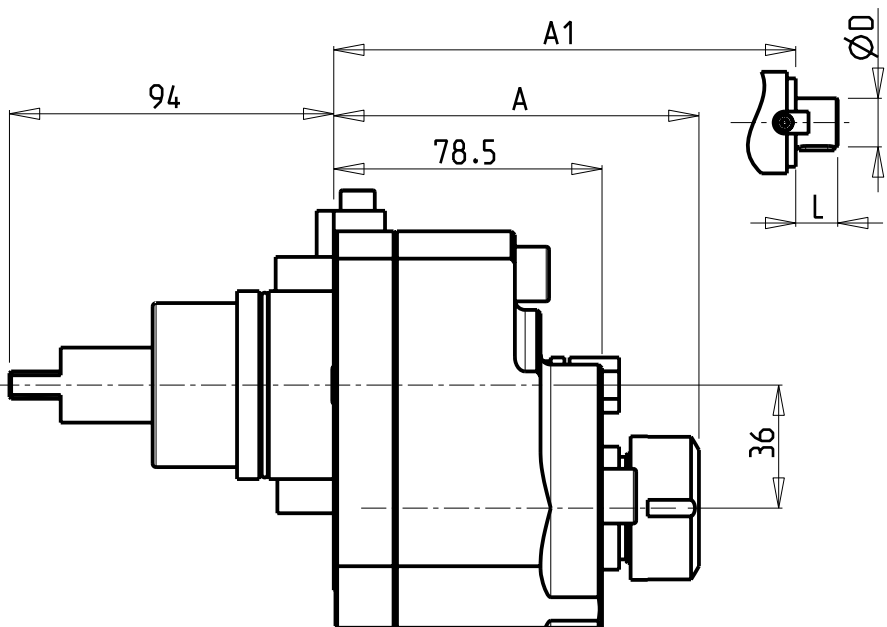


M.T. srl
 Via Casino Albini 480
 Tel. 0541/956034-957884
 Fax 0541/956341
 47842 S. GIOVANNI IN M. (RN)
 e-mail: mtma@mtmarchetti.com
 http://www.mtmarchetti.com

PRODUZIONE MODULI ROTANTI



PAGINA BGL030-1-10

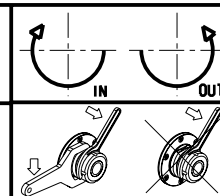


- Chiave inclusa
- Key included
- Schlüssel inbegriffen

Cod. MT	Mandrino Spindle Spindel	I	RPM	Coppia Max Max Torque Max Drehmoment	Reversibile lato mandrino/contromandrino Reversible sub/main spindle side Umkehrbare Spindel-seite/ Gegenspindel-seite	Lubrificazione est. Ext. coolant Aussenkuehlung	A	A1	D	L	CHIAVI NON INCLUSE Keys not included Schlüssel nicht einbegriffen	
0260025	ER25	2:1	3000	65Nm	X	X	106.86	-	-	-	CHSTER25	MNL0210007
0260032	ER32	2:1	3000	65Nm	X	X	120.56	-	-	-	CHSTER32	MNL0210007
0261617	Ø16x17	2:1	3000	65Nm	X	X	-	88.5	16	17	CH_VTCROCE_M08	MNL0210007
0262219	Ø22x19	2:1	3000	65Nm	X	X	-	90.5	22	19	CH_VTCROCE_M10	MNL0210007
0262721	Ø27x21	2:1	3000	65Nm	X	X	-	92.5	27	21	CH_VTCROCE_M12	MNL0210007


BIGLIA
 MOD: B301/445/470/501(Y-S)/510/545/550/565/650/658/1200/446/465/745/765

MODULO MOTORIZZATO RADIALE RIDOTTO I=2:1 DISASSATO IN Z 36mm
 Radial geared-down I=2:1 driven tool re-directed in Z by 36mm
 Radial angetriebenes Werkzeug untersetzt I=2:1 achsversetzt in Z um 36mm

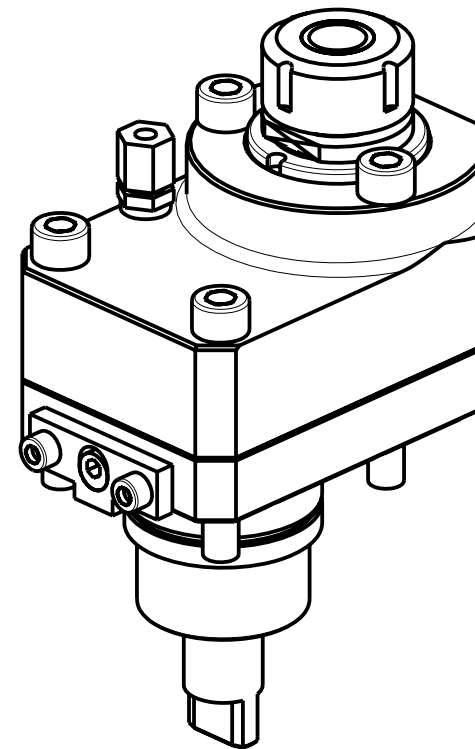
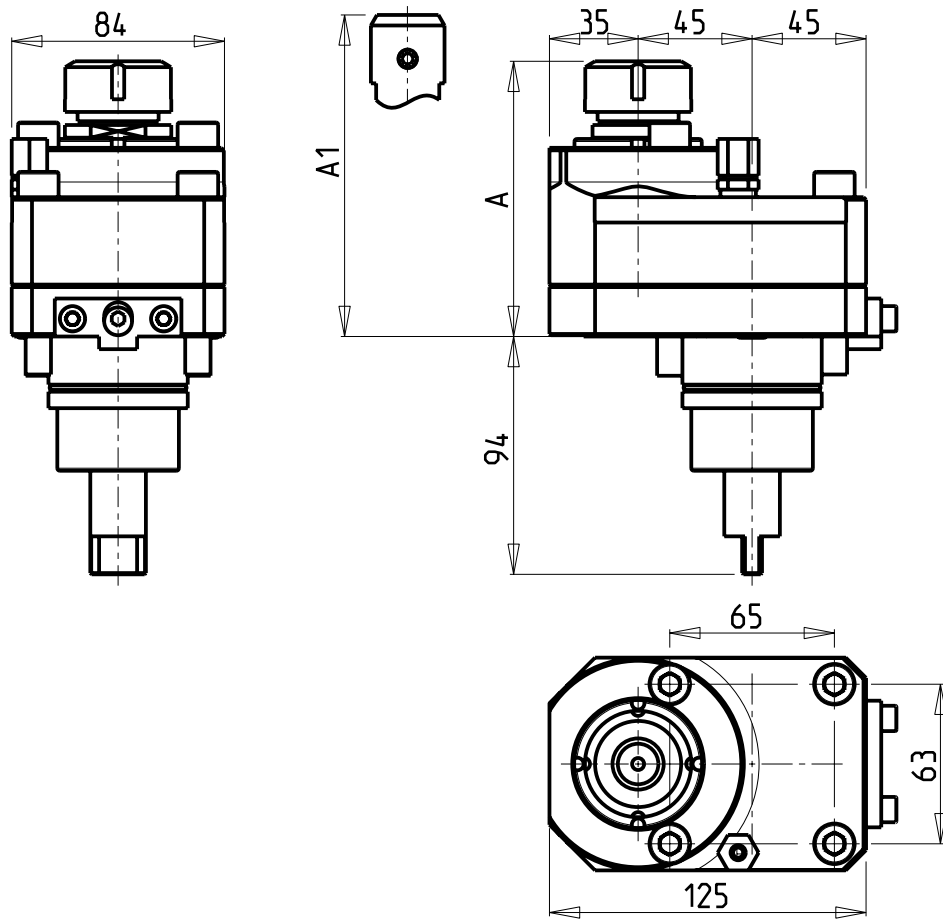


M.T. srl
 Via Casino Albini 480
 Tel. 0541/956034-957884
 Fax 0541/956341
 47842 S. GIOVANNI IN M. (RN)
 e-mail: mtma@mtmarchetti.com
 http://www.mtmarchetti.com

PRODUZIONE MODULI ROTANTI



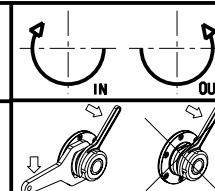
PAGINA BGL030-1-20



Cod. MT	Cod. BIGLIA	Mandrino Spindle Spindel	I	RPM	Coppia Max Max Torque Max Drehmoment	Lubrificazione est. Ext. coolant Aussehenkuehlung	A	A1	CHIAVI NON INCLUSE Keys not included Schluessel nicht einbegriffen	
0130025	T134-00026	ER25	1:2	12000	30Nm	X	108.66	-	CHSTER25	MNL0210007
0130032		ER32	1:2	12000	30Nm	X	121.16	-	CHSTER32	MNL0210007
0131006		WELDON 6	1:2	12000	30Nm	X	-	107.5		

BIGLIA
 MOD: B301/445/470/501(Y-S)/510/545/550/565/650/658/1200/446/465/745/765

MODULO MOTORIZZATO RADIALE MOLTIPLICATO I=1:2 DISASSATO IN Z 45mm
 Radial geared-up I=1:2 driven tool re-directed in Z by 45mm
 Radial angetriebenes Werkzeug uebersetzt I=1:2 achsversetzt in Z um 45mm

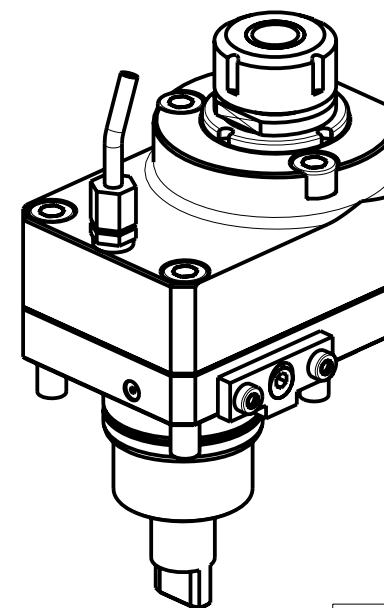
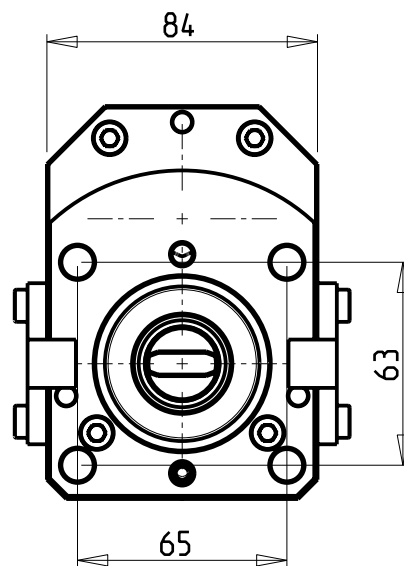
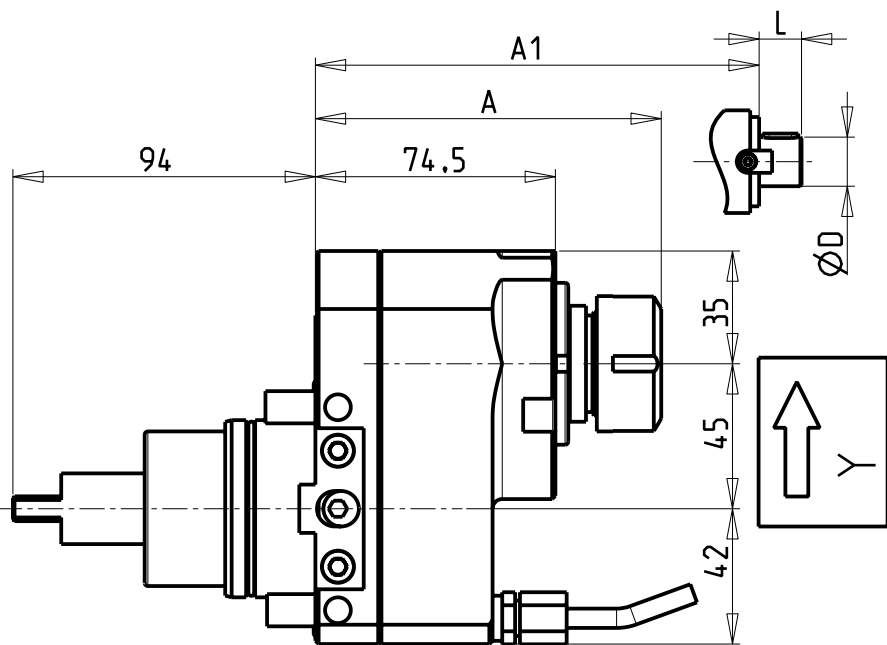


M.T. srl
 Via Casino Albini 480
 Tel. 0541/956034-957884
 Fax 0541/956341
 47842 S. GIOVANNI IN M. (RN)
 e-mail: mtma@mtmarchetti.com
 http://www.mtmarchetti.com

PRODUZIONE MODULI ROTANTI



PAGINA BGL030-1-30

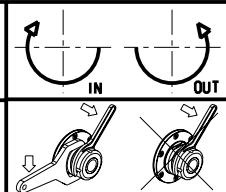


- Chiave inclusa
- Key included
- Schluessel inbegriffen

Cod. MT	Mandrino Spindle Spindel	I	RPM	Coppia Max Max Torque Max Drehmoment	Reversibile lato mandrino/contromandrino Reversible sub/main spindle side Umkehrbare Spindel-seite/ Gegenspindel-seite	Lubrificazione est. Ext. coolant Aussenkuehlung	A	A1	D	L	CHIAVI NON INCLUSE Keys not included Schluessel nicht einbegriffen	
0690025	ER25	1:1	6000	50Nm	X	X	107.36	-	-	-	CHSTER25	CHUB36
0691617	Ø16x17	1:1	6000	50Nm	X	X	-	89	16	17	CH_VTCROCE_M08	CHUB36
0692219	Ø22x19	1:1	6000	50Nm	X	X	-	91	22	19	CH_VTCROCE_M10	CHUB36
0692721	Ø27x21	1:1	6000	50Nm	X	X	-	93	27	21	CH_VTCROCE_M12	CHUB36

BIGLIA
 MOD: B301/445/470/501(Y-S)/510/545/550/565/650/658/1200/446/465/745/765

MODULO MOTORIZZATO RADIALE DISASSATO IN Y 45mm
 Radial driven tool re-directed in Y by 45mm
 Radial angetriebenes Werkzeug achsversetzt in Y um 45mm



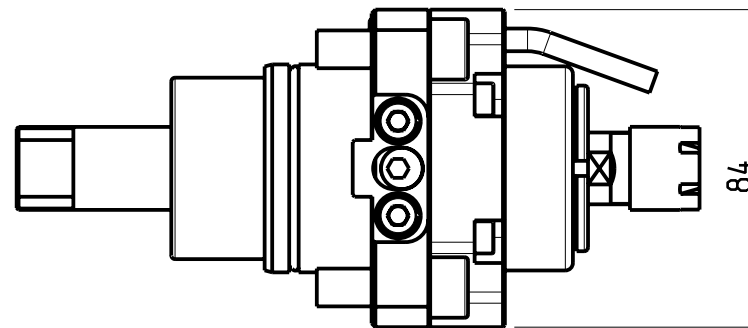
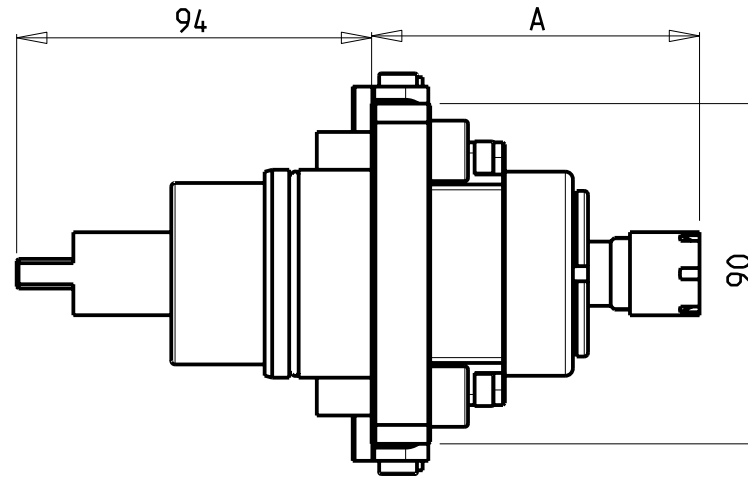
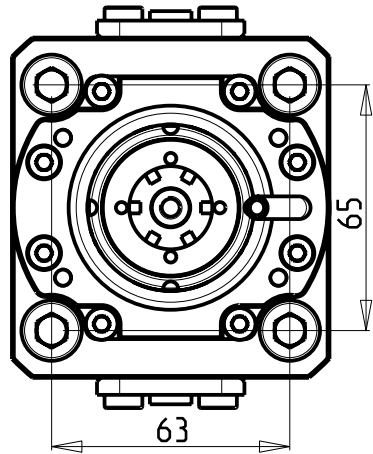
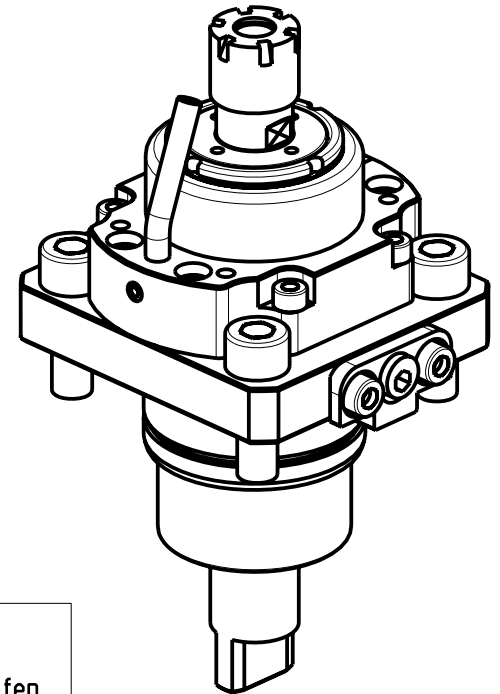
M.T. srl
 Via Casino Albini 480
 Tel. 0541/956034-957884
 Fax 0541/956341
 47842 S. GIOVANNI IN M. (RN)
 e-mail: mtma@mtmarchetti.com
 http://www.mtmarchetti.com

PRODUZIONE MODULI ROTANTI

PAGINA BGL040-1-10

ATTENZIONE - ATTENTION - ACHTUNG

- Per lo smontaggio degli utensili utilizzare sempre la chiave di contrasto come indicato nel manuale d'uso.
- For disassembly of the tools use always the contrast key as mentioned in the user instructions.
- Fuer das Abmontieren der Werkzeuge immer den Gegenschlüssel benutzen wie in der Bedienungsanleitung erwäehnt.



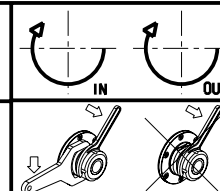
ATTENZIONE - ATTENTION - ACHTUNG

- PRIMA DI UTILIZZARE IL MOTORIZZATO CONSULTARE LE ISTRUZIONI ALLEGATE!
- BEFORE USING THE DRIVEN TOOL, PLEASE CHECK THE ENCLOSED INSTRUCTION SHEET!
- VOR DER BENUTZUNG DES ANGETRIEBENEN WERKZEUGES, DIE BEILIEGENDEN INSTRUKTIONEN DURCHLESEN!

Cod. MT	Cod. BIGLIA	Mandrino Spindle Spindel	I	RPM MAX	Coppia Max Max Torque Max Drehmoment	Lubrificazione int. Coolant through Innenkuehlung	Lubrificazione est. Ext. coolant Aussenkuehlung	A	CHIAVI INCLUDE Keys included Schluessel einbegriffen
0170016_1	T134-00078	ER16	1:5.625	22500	6Nm		X	86.75	CHMNER16 CHUB17
0170011	-	ER11	1:5.625	22500	6Nm	P=30bar	X	99	CHMNER11 CHUB11

BIGLIA
 MOD: B301/445/470/501(Y-S)/510/545/550/565/650/658/1200/446/465/745/765

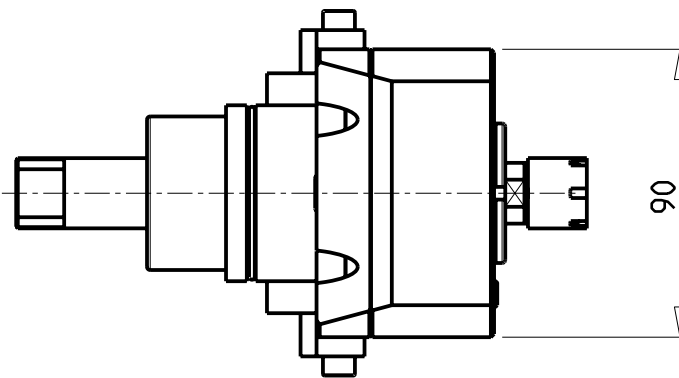
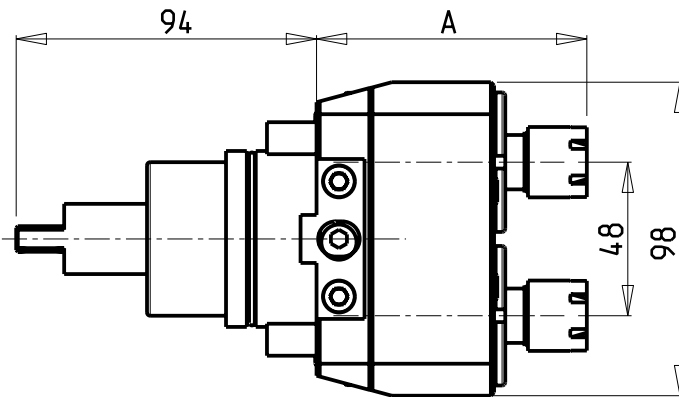
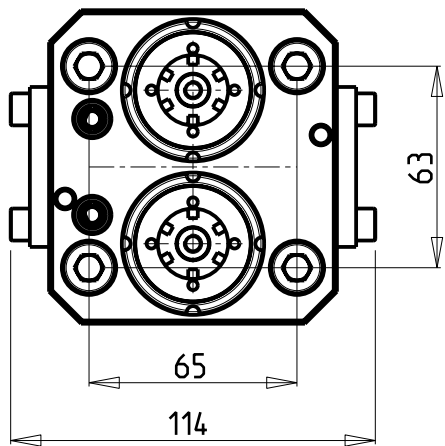
MODULO MOTORIZZATO RADIALE MOLTIPLICATO I=1:5.625
 Radial geared-up I=1:5.625 driven tool
 Radial angetriebenes Werkzeug uebersetzt I=1:5.625



M.T. srl
 Via Casino Albini 480
 Tel. 0541/956034-957884
 Fax 0541/956341
 47842 S. GIOVANNI IN M. (RN)
 e-mail: mtma@mtmarchetti.com
 http://www.mtmarchetti.com

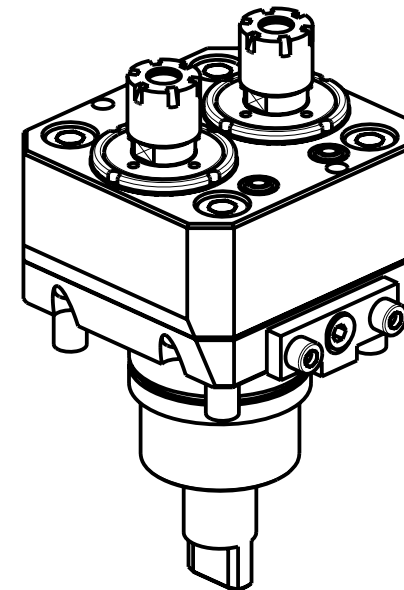
PRODUZIONE MODULI ROTANTI

PAGINA BGL060-1-00



ATTENZIONE - ATTENTION - ACHTUNG

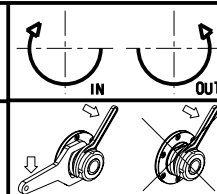
- Per lo smontaggio degli utensili utilizzare sempre la chiave di contrasto come indicato nel manuale d'uso.
- For disassembly of the tools use always the contrast key as mentioned in the user instructions.
- Fuer das Abmontieren der Werkzeuge immer den Gegenschlüssel benutzen wie in der Bedienungsanleitung erwäehnt.



Cod. MT	Cod. BIGLIA	Mandrino Spindle Spindel	I	RPM	Coppia Max Max Torque Max Drehmoment	Lubrificazione est. Ext. coolant Ausseukuehlung	A	CHIAVI NON INCLUSE Keys not included Schluesssel nicht einbegriffen	
0150016X2	41.32.30.00	ER16	1:1	6000	30Nm	X	84.5	CHMNER16	CHUB17
0150025X2	-	ER25	1:1	6000	30Nm	X	85	CHSTER25	CHUB36

BIGLIA
 MOD: B301/445/470/501(Y-S)/510/545/550/565/650/658/1200/446/465/745/765

MODULO MOTORIZZATO RADIALE 2 USCITE IN Y
 Radial single side twin head driven tool in Y
 Radial angetriebenes Werkzeug 2 Ausgaenge in Y

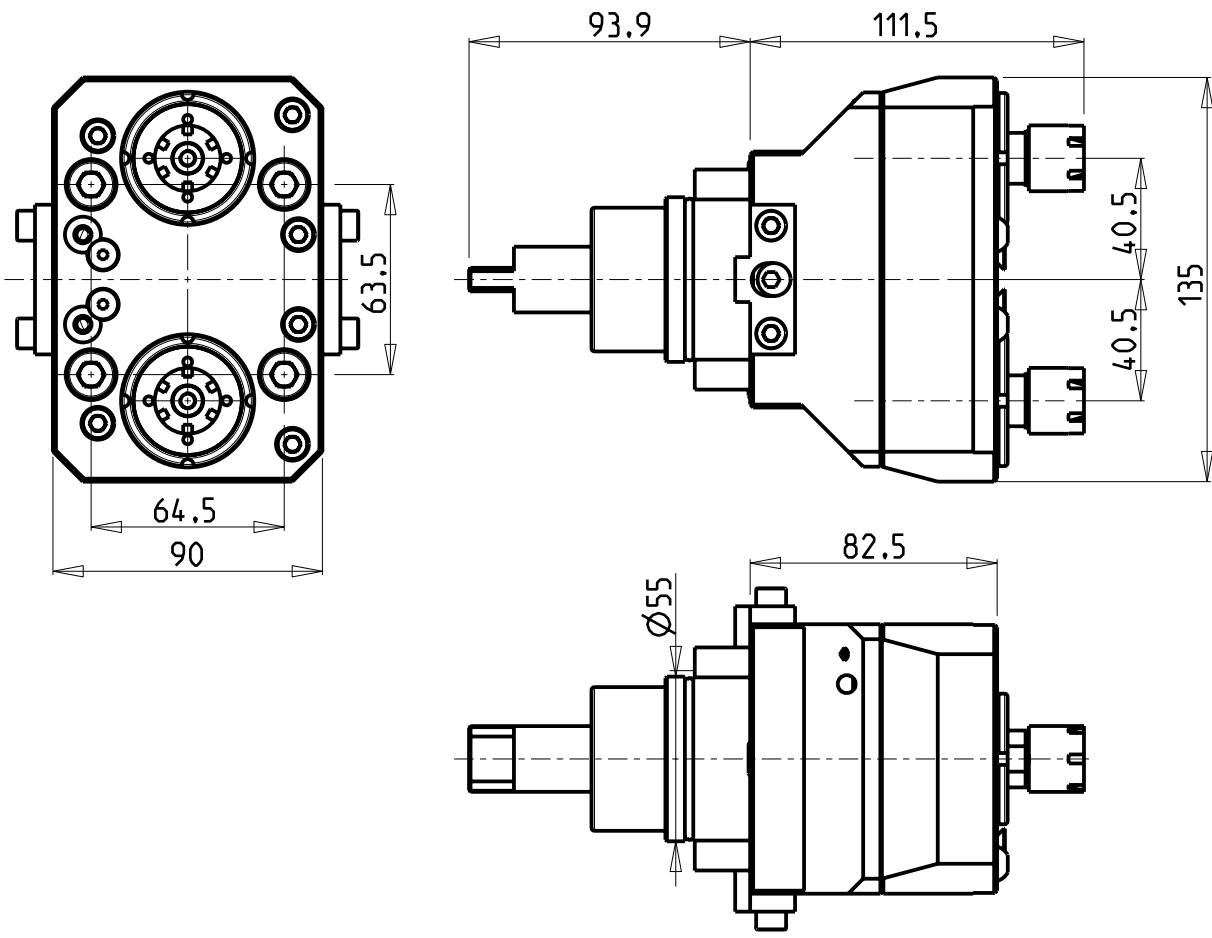


M.T. srl
 Via Casino Albini 480
 Tel. 0541/956034-957884
 Fax 0541/956341
 47842 S. GIOVANNI IN M. (RN)
 e-mail: mtma@mtmarchetti.com
 http://www.mtmarchetti.com

PRODUZIONE MODULI ROTANTI

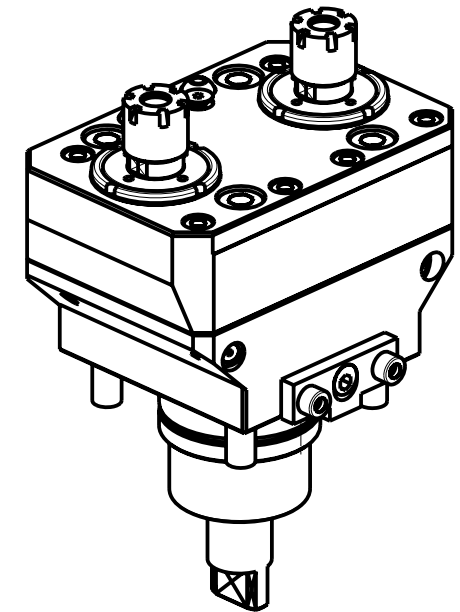


PAGINA BGL080-1-00



ATTENZIONE - ATTENTION - ACHTUNG

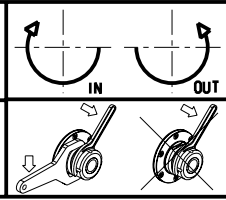
- Per lo smontaggio degli utensili utilizzare sempre la chiave di contrasto come indicato nel manuale d'uso.
- For disassembly of the tools use always the contrast key as mentioned in the user instructions.
- Fuer das Abmontieren der Werkzeuge immer den Gegenschlüssel benutzen wie in der Bedienungsanleitung erwäehnt.



Cod. MT	Mandrino Spindle Spindel	I	RPM	Coppia Max Max Torque Max Drehmoment	Reversibile lato mandrino/contromandrino Reversible sub/main spindle side Umkehrbare Spindel-seite/Gegenspindel-seite	Lubrificazione est. Ext. coolant Ausseukuehlung	CHIAVI NON INCLUSE Keys not included Schluessel nicht einbegriffen	
BGL0030216	ER16	1:2	12000	20Nm	X	X	CHMNER16	CHUB17

BIGLIA
 MOD: B301/445/470/501(Y-S)/510/545/550/565/650/658/1200/446/465/745/765

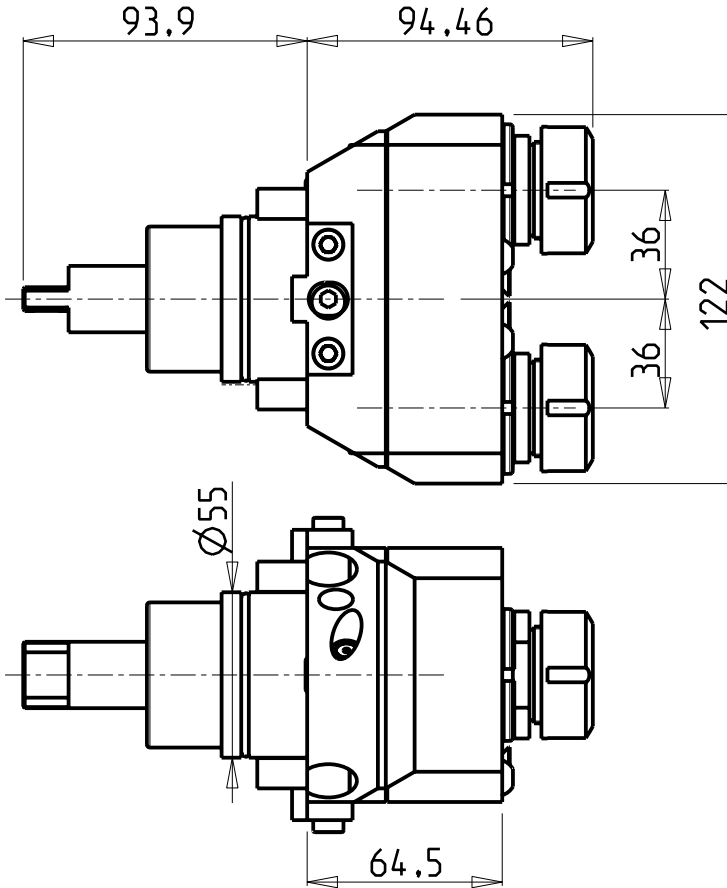
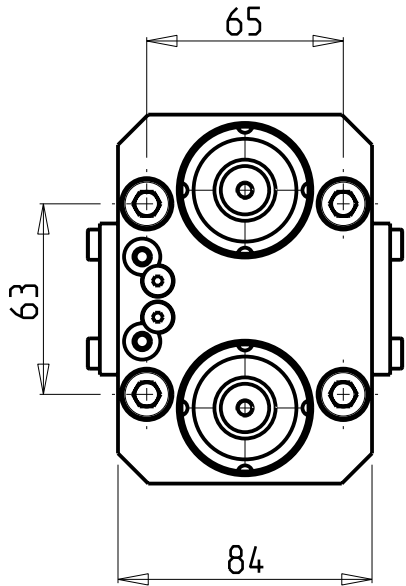
MODULO MOTORIZZATO RADIALE 2 USCITE IN Y MOLTIPLICATO I=1:2
 Radial geared-up I=1:2 single side twin head driven tool in Y
 Radial angetriebenes Werkzeug 2 Ausgaenge in Y uebersetzt I=1:2



M.T. srl
 Via Casino Albini 480
 Tel. 0541/956034-957884
 Fax 0541/956341
 47842 S. GIOVANNI IN M. (RN)
 e-mail: mtma@mtmarchetti.com
 http://www.mtmarchetti.com

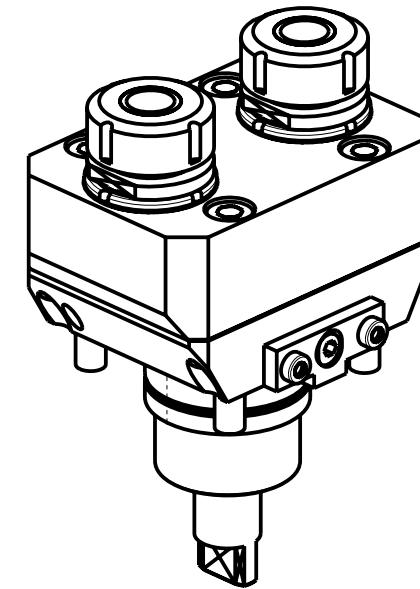
PRODUZIONE MODULI ROTANTI

PAGINA BGL080-1-10



ATTENZIONE - ATTENTION - ACHTUNG

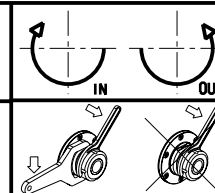
- Per lo smontaggio degli utensili utilizzare sempre la chiave di contrasto come indicato nel manuale d'uso.
- For disassembly of the tools use always the contrast key as mentioned in the user instructions.
- Fuer das Abmontieren der Werkzeuge immer den Gegenschlüssel benutzen wie in der Bedienungsanleitung erwäehnt.



Cod. MT	Mandrino Spindel Spindel	I	RPM	Coppia Max Max Torque Max Drehmoment	Lubrificazione est. Ext. coolant Aussenkuehlung	CHIAVI NON INCLUSE Keys not included Schluessel nicht einbegriffen	
BGL0140225	ER25	1:2	12000	20Nm	X	CHSTER25	CHUB36

BIGLIA
 MOD: B301/445/470/501(Y-S)/510/545/550/565/650/658/1200/446/465/745/765

MODULO MOTORIZZATO RADIALE 2 USCITE IN Y MOLTIPLICATO I=1:2
 Radial geared-up I=1:2 single side twin head driven tool in Y
 Radial angetriebenes Werkzeug 2 Ausgaenge in Y uebersetzt I=1:2

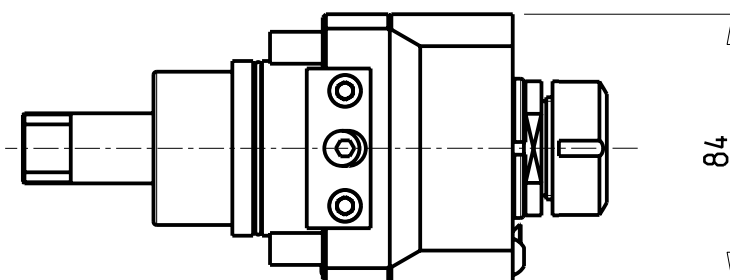
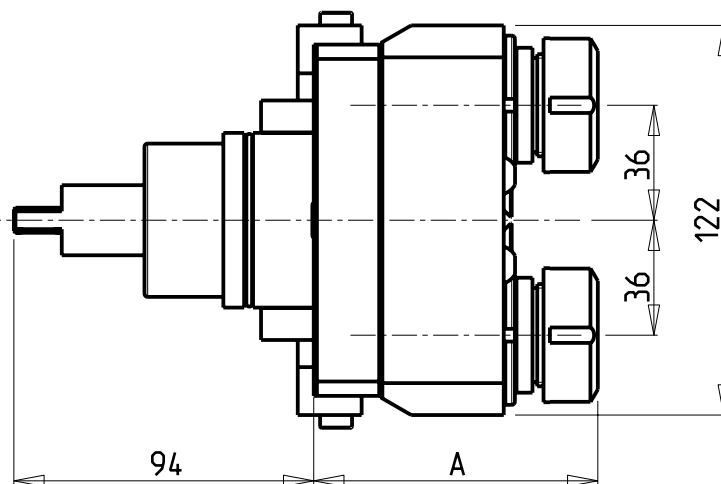
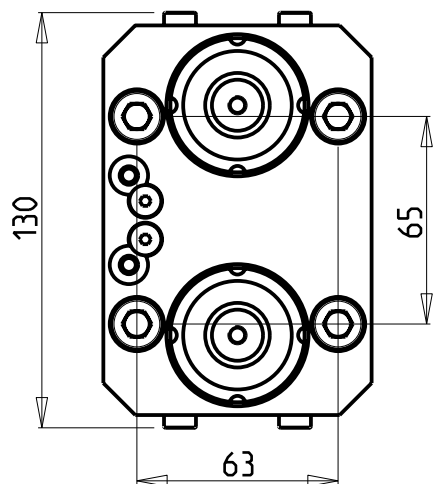


M.T. srl
 Via Casino Albini 480
 Tel. 0541/956034-957884
 Fax 0541/956341
 47842 S. GIOVANNI IN M. (RN)
 e-mail: mtma@mtmarchetti.com
 http://www.mtmarchetti.com

PRODUZIONE MODULI ROTANTI

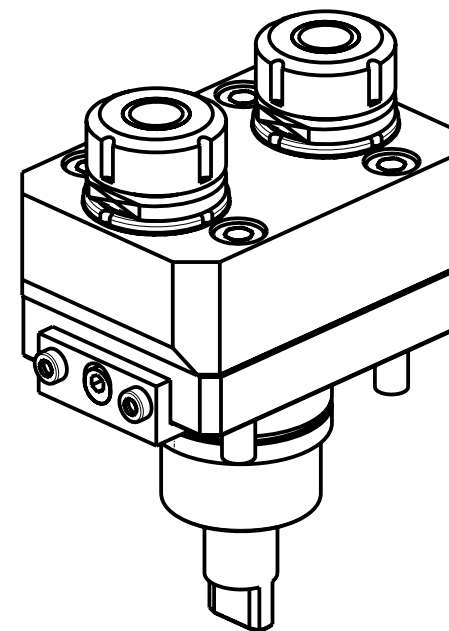


PAGINA BGL080-1-20



ATTENZIONE - ATTENTION - ACHTUNG

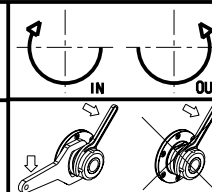
- Per lo smontaggio degli utensili utilizzare sempre la chiave di contrasto come indicato nel manuale d'uso.
- For disassembly of the tools use always the contrast key as mentioned in the user instructions.
- Fuer das Abmontieren der Werkzeuge immer den Gegenschlüssel benutzen wie in der Bedienungsanleitung erwäehnt.



Cod. MT	Mandrino Spindle Spindel	I	RPM	Coppia Max Max Torque Max Drehmoment	Lubrificazione est. Ext. coolant Aussenkuehlung	A	CHIAVI NON INCLUSE Keys not included Schlüssel nicht einbegriffen	
BGL0020225	ER25	1:2	12000	20Nm	X	88.96	CHSTER25	CHUB36

BIGLIA
 MOD: B301/445/470/501(Y-S)/510/545/550/565/650/658/1200/446/465/745/765

MODULO MOTORIZZATO RADIALE 2 USCITE IN Z MOLTIPLICATO I=1:2
 Radial geared-up I=1:2 twin head driven tool in Z
 Radial angetriebenes Werkzeug 2 Ausgaenge in Z uebersetzt I=1:2



M.T. srl
 Via Casino Albini 480
 Tel. 0541/956034-957884
 Fax 0541/956341
 47842 S. GIOVANNI IN M. (RN)
 e-mail: mtma@mtmarchetti.com
 http://www.mtmarchetti.com

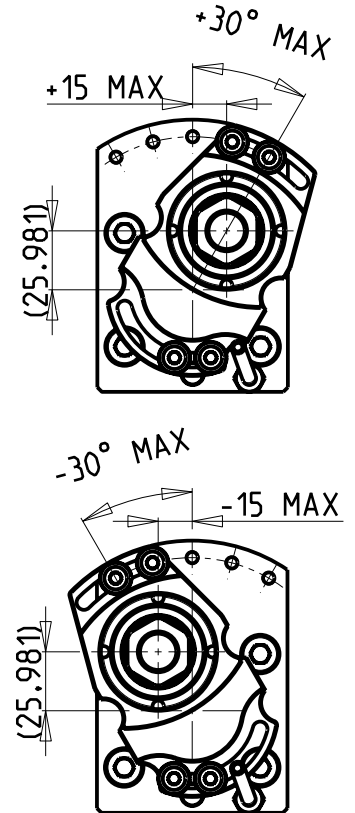
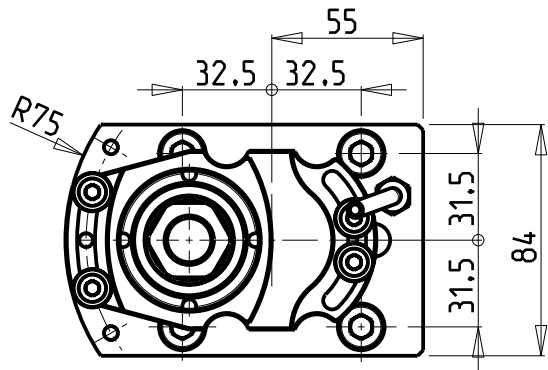
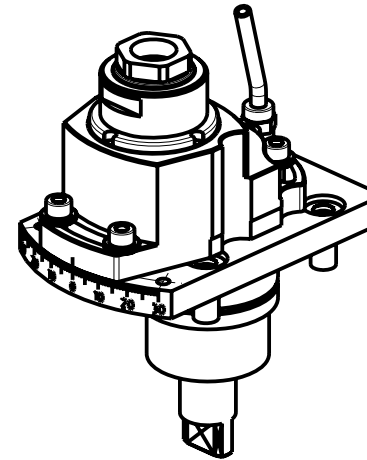
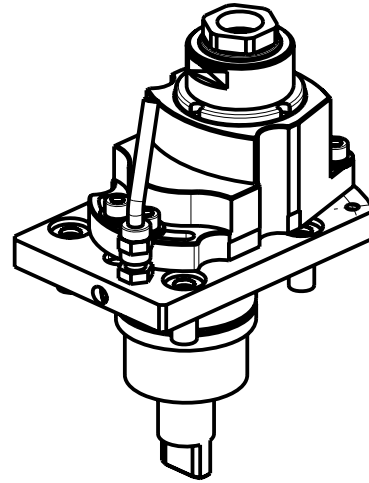
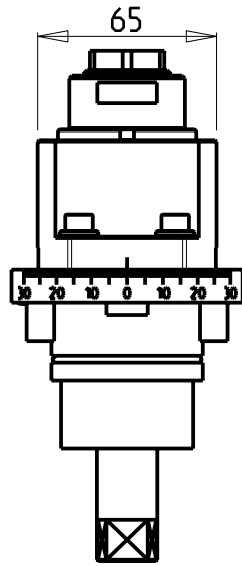
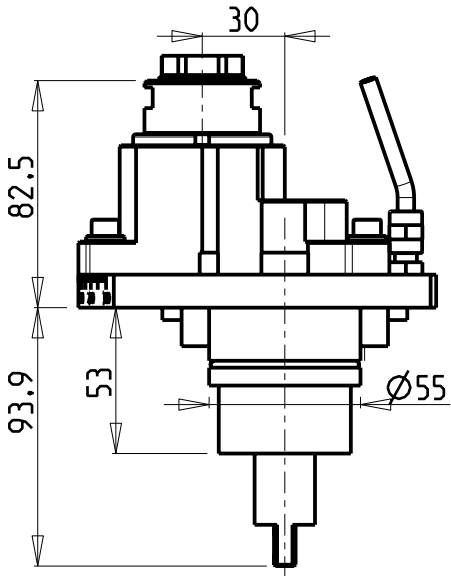
PRODUZIONE MODULI ROTANTI



PAGINA BGL090-1-00

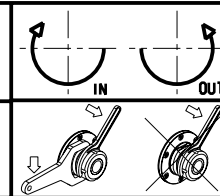
ATTENZIONE - ATTENTION - ACHTUNG

- Per lo smontaggio degli utensili utilizzare sempre la chiave di contrasto come indicato nel manuale d'uso.
- For disassembly of the tools use always the contrast key as mentioned in the user instructions.
- Fuer das Abmontieren der Werkzeuge immer den Gegenschlüssel benutzen wie in der Bedienungsanleitung erwahnt.



Cod. MT	Mandrino Spindle Spindel	I	RPM	Coppia Max Max Torque Max Drehmoment	Lubrificazione est. Ext. coolant Aussenkuehlung	CHIAVI NON INCLUSE Keys not included Schluessel nicht einbegriffen	
BGL0121025	ERA25	1:1	6000	30Nm	X	CHUB36	CHUB27

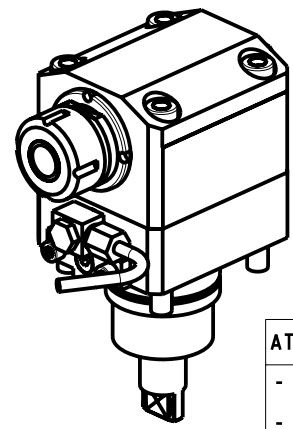
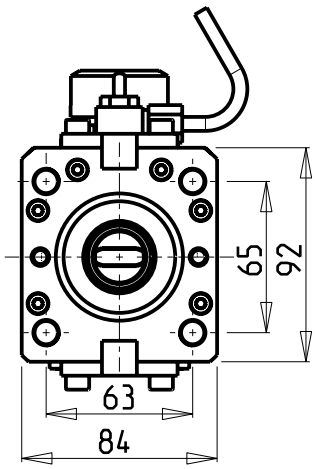
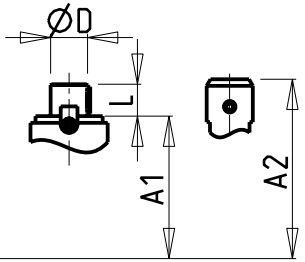
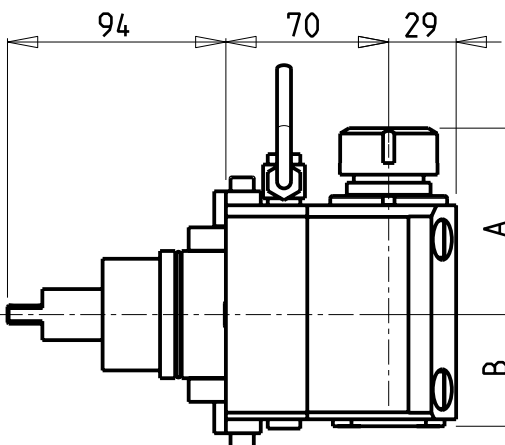
BIGLIA
 MOD: B301/445/470/501(Y-S)/510/545/550/565/650/658/1200/446/465/745/765
 MODULO MOTORIZZATO RADIALE DISASSATO 30mm ORIENTABILE ±30°
 Radial ±30° adjustable angle driven tool re-directed by 30mm
 Radial angetriebenes Werkzeug schwenkbar ±30° achsversetzt um 30mm



M.T. srl
 Via Casino Albini 480
 Tel. 0541/956034-957884
 Fax 0541/956341
 47842 S. GIOVANNI IN M. (RN)
 e-mail: mtma@mtmarchetti.com
 http://www.mtmarchetti.com

PRODUZIONE MODULI ROTANTI

PAGINA BGL135-1-00



ATTENZIONE - ATTENTION - ACHTUNG

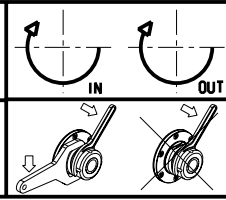
- Su macchine B545, B550, B565 non arriva in centro mandrino
- On machines B545, B550, B565 tool does not get to the centre of the spindle axis.
- Auf Maschinen B545, B550, B565 erreicht das Werkzeug nicht die Mitte der Werkzeug-Achse.

ATTENZIONE - ATTENTION - ACHTUNG
 - FINO AD ESAURIMENTO SCORTE
 - clearance sale
 - solange vorrat

- Chiave inclusa
- Key included
- Schlüssel inbegriffen

Cod. MT	Cod. BIGLIA	Mandrino Spindle Spindel	I	RPM	Coppia Max Max Torque Max Drehmoment	Reversibile lato mandrino/contromandrino Reversible sub/main spindle side Umkehrbare Spindel-seite/ Gegenspindel-seite	Lubrificazione int. Coolant through Innenkuehlung	Lubrificazione est. Ext. coolant Aussenkuehlung	A	A1	A2	B	D	L	CHIAVI NON INCLUSE Keys not included Schluessel nicht einbegriffen	
0010825	10.57.87.00	ER25	1:1	6000	50Nm	X		X	80.16	-	-	48	-	-	CHSTER25	0100000
0011432	T134-00062	ER32	1:1	6000	50Nm	X		X	97.66	-	-	48	-	-	CHSTER32	0100000
0013325	-	ER25	1:1	6000	50Nm	X	P=70bar	X	80.16	-	-	71.5	-	-	CHSTER25	0100000
0013132	-	ER32	1:1	6000	50Nm	X	P=70bar	X	97.66	-	-	71.5	-	-	CHSTER32	0100000
0012220	T134-00065	WELDON 20	1:1	6000	50Nm	X		X	-	-	100	48	-	-		
0011617	-	Ø16x17	1:1	6000	50Nm	X		X	-	61	-	48	16	17	CH_VTCROCE_M08	0100000
0011820	-	Ø18x20	1:1	6000	50Nm	X		X	-	61	-	48	18	20	CH_VTCROCE_M08	0100000
0012219	-	Ø22x19	1:1	6000	50Nm	X		X	-	62	-	48	22	19	CH_VTCROCE_M10	0100000
0012240	-	Ø22x40	1:1	6000	50Nm	X		X	-	62	-	48	22	40	CH_VTCROCE_M10	0100000
0012721	-	Ø27x21	1:1	6000	50Nm	X		X	-	64	-	48	27	21	CH_VTCROCE_M12	0100000
0012733	-	Ø27x33	1:1	6000	50Nm	X		X	-	64	-	48	27	33	CH_VTCROCE_M12	0100000
0012750	-	Ø27x50	1:1	6000	50Nm	X		X	-	64	-	48	27	50	CH_VTCROCE_M12	0100000

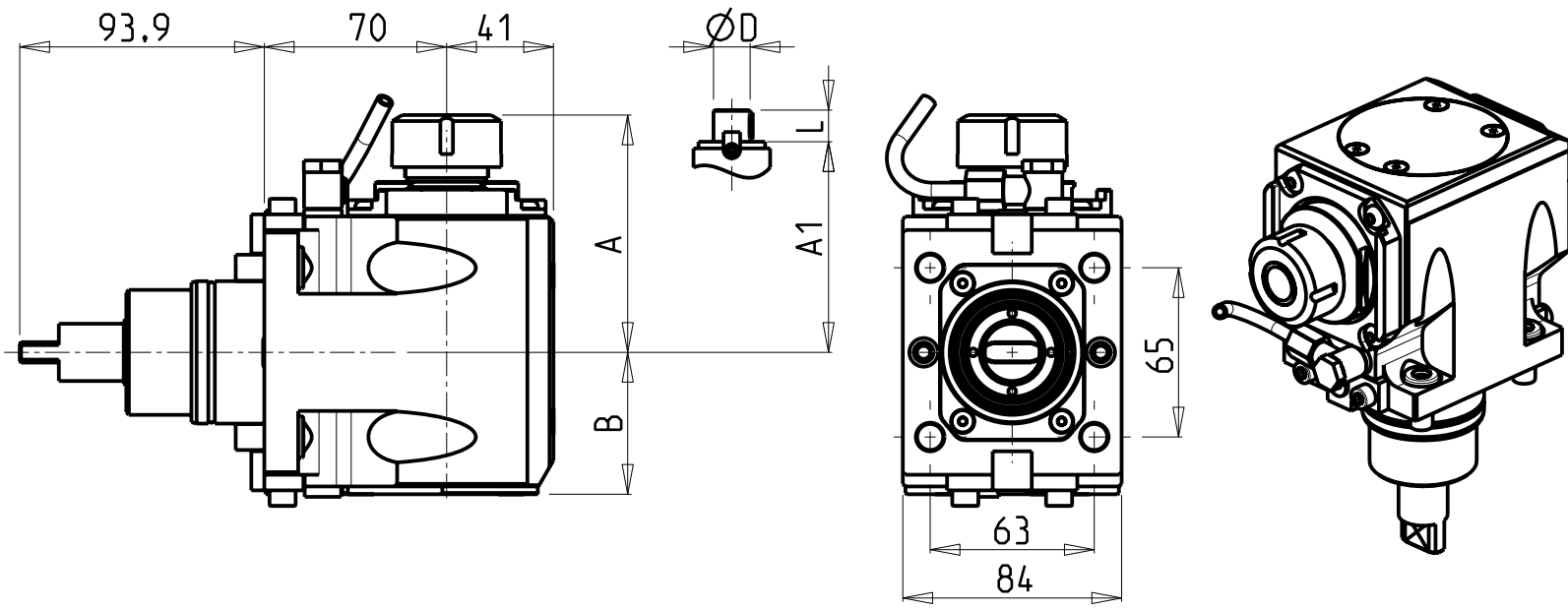
BIGLIA
 MOD: B301/445/470/501(Y-S)/510/545/550/565/650/658/1200
 MODULO MOTORIZZATO ASSIALE H=70mm
 Axial driven tool H=70mm
 Axial angetriebenes Werkzeug H=70mm



M.T. srl
 Via Casino Albini 480
 Tel. 0541/956034-957884
 Fax 0541/956341
 47842 S. GIOVANNI IN M. (RN)
 e-mail: mtma@mtmarchetti.com
 http://www.mtmarchetti.com

PRODUZIONE MODULI ROTANTI

PAGINA BGL150-1-10



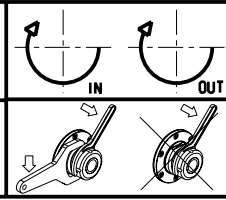
ATTENZIONE - ATTENTION - ACHTUNG

- Su macchine B545, B550, B565 non arriva in centro mandrino
- On machines B545, B550, B565 tool does not get to the centre of the spindle axis.
- Auf Maschinen B545, B550, B565 erreicht das Werkzeug nicht die Mitte der Werkzeug-Achse.

- Chiave inclusa
- Key included
- Schluessel inbegriffen


Cod. MT	Mandrino Spindle Spindel	I	RPM	Coppia Max Max Torque Max Drehmoment	Reversibile lato mandrino/contromandrino Reversible sub/main spindle side Umkehrbare Spindel-seite/ Gegenspindel-seite	Lubrificazione int. Coolant through Innenkuehlung	Lubrificazione est. Ext. coolant Aussenkuehlung	A	A1	B	CHIAVI NON INCLUSE Keys not included Schluessel nicht einbegriffen		
BGL0180125	ER25	1:1	6000	50Nm	X		X	91.16	-	54.5	CHSTER25	OKU0650004	NEW
BGL0180132	ER32	1:1	6000	50Nm	X		X	93.66	-	54.5	CHSTER32	OKU0650004	NEW
BGL0180140	ER40	1:1	6000	50Nm	X		X	98.16	-	54.5	CHSTER40	OKU0650004	NEW
BGL0180225	ER25	1:1	6000	50Nm	X	P=70bar	X	91.16	-	65.5	CHSTER25	OKU0650004	NEW
BGL0180232	ER32	1:1	6000	50Nm	X	P=70bar	X	93.66	-	65.5	CHSTER32	OKU0650004	NEW
BGL0180240	ER40	1:1	6000	50Nm	X	P=70bar	X	98.16	-	65.5	CHSTER40	OKU0650004	NEW
BGL0180516	Ø16x17	1:1	6000	50Nm	X		X	-	67.5	54.5	CH_VTCROCE_M08	OKU0650004	NEW
BGL0180522	Ø22x19	1:1	6000	50Nm	X		X	-	67.5	54.5	CH_VTCROCE_M10	OKU0650004	NEW
BGL0180527	Ø27x21	1:1	6000	50Nm	X		X	-	70	54.5	CH_VTCROCE_M12	OKU0650004	NEW

BIGLIA
 MOD: B301/445/470/501(Y-S)/510/545/550/565/650/658/1200
 MODULO MOTORIZZATO ASSIALE H=70mm
 Axial driven tool H=70mm
 Axial angetriebenes Werkzeug H=70mm

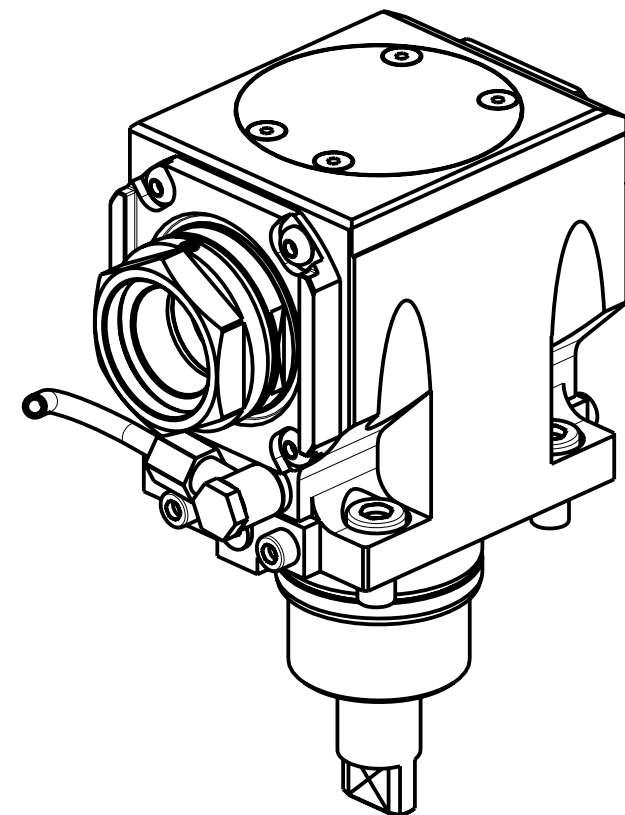
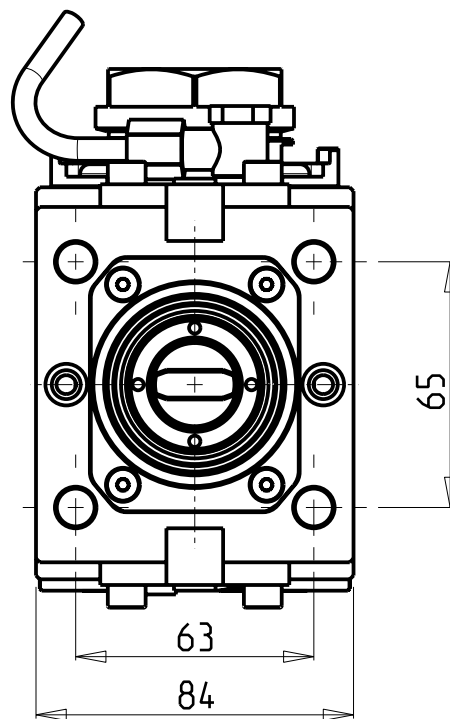
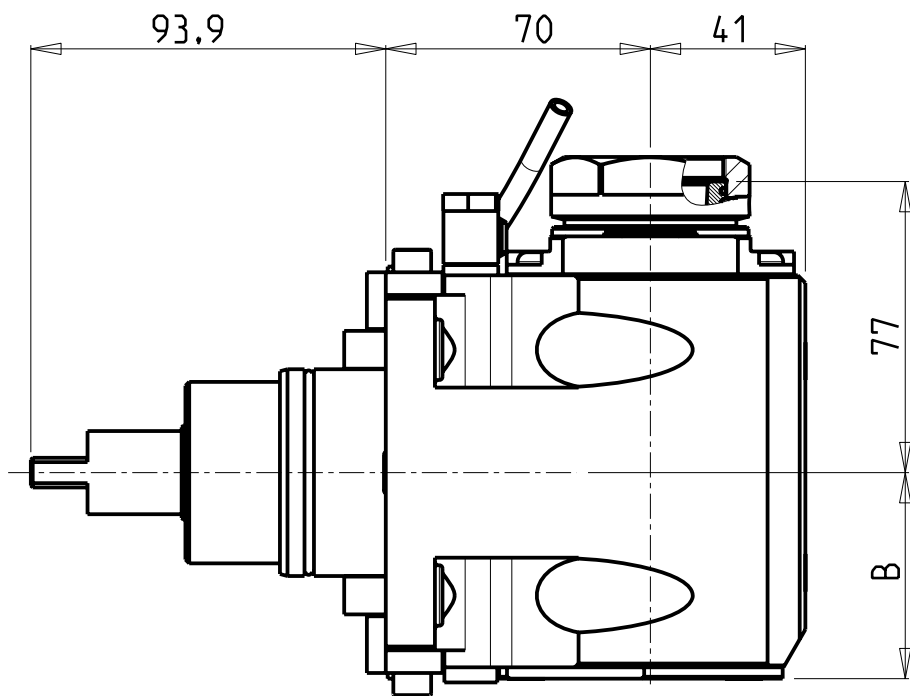


M.T. srl
 Via Casino Albini 480
 Tel. 0541/956034-957884
 Fax 0541/956341
 47842 S. GIOVANNI IN M. (RN)
 e-mail: mtma@mtmarchetti.com
 http://www.mtmarchetti.com

PRODUZIONE MODULI ROTANTI



PAGINA BGL150-1-11



PER PORTAUTENSILI MODULARI MTSK-40 VEDI PAG. TBL300-1-40
 FOR MTSK-40 QUIK CHANGE TOOLHOLDERS CLAMPINGS SEE PAGE TBL300-1-40
 FUER MTSK-40 MODULARE WERKZEUGAUFNAHMEN SIEHE SEITE TBL300-1-40

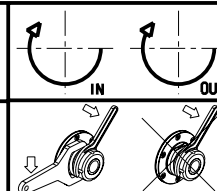
Cod. MT	Mandrino Spindle Spindel	I	RPM	Coppia Max Max Torque Max Drehmoment	Reversibile lato mandrino/contromandrino Reversible sub/main spindle side Umkehrbare Spindel-seite/ Gegenspindel-seite	Lubr.interna Coolant through Innenkuehlung	Lubr.esterna Ext. coolant Ausseinkuehlung	B	CHIAVI NON INCLUSE Keys not included Schluessel nicht einbegriffen
BGL0170140	MTSK-40	1:1	6000	50Nm	X		X	54.5	CHUB46 OKU0650004 •
BGL0170240	MTSK-40	1:1	6000	50Nm	X	P=70bar	X	65.5	CHUB46 OKU0650004 •

- Chiave inclusa
- Key included
- Schluessel inbegriffen

NEW
NEW

BIGLIA
 MOD: B301/445/470/501(Y-S)/510/545/550/565/650/658/1200/446/465/745/765

MODULO MOTORIZZATO ASSIALE MTSK H=70mm
 Axial MTSK driven tool H=70mm
 Axial MTSK angetriebenes Werkzeug H=70mm



M.T. srl
 Via Casino Albini 480
 Tel. 0541/956034-957884
 Fax 0541/956341
 47842 S. GIOVANNI IN M. (RN)
 e-mail: mtma@mtmarchetti.com
 http://www.mtmarchetti.com

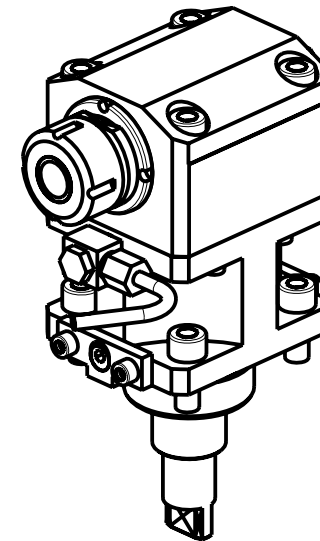
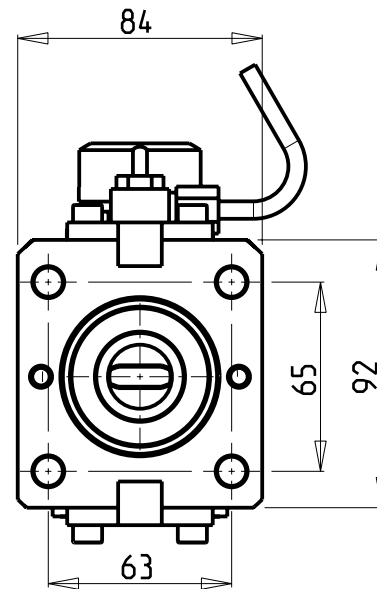
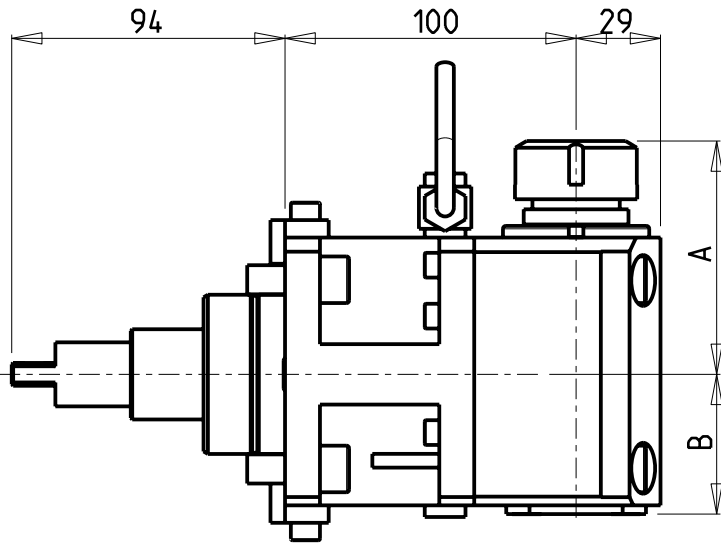
PRODUZIONE MODULI ROTANTI



PAGINA BGL150-1-11-K

ATTENZIONE - ATTENTION - ACHTUNG

- FINO AD ESAURIMENTO SCORTE
- clearance sale
- solange vorrat



Cod. MT	Cod. BIGLIA	Mandrino Spindle Spindel	I	RPM	Coppia Max Max Torque Max Drehmoment	Reversibile lato mandrino/contromandrino Reversible sub/main spindle side Umkehrbare Spindel-seite/Gegenspindel-seite	Lubrificazione int. Coolant through Innenkuehlung	Lubrificazione est. Ext. coolant Ausseinkuehlung	A	B	CHIAVI NON INCLUSE Keys not included Schluessel nicht einbegriffen	
0010825L	T134-00076	ER25	1:1	6000	50Nm	X		X	80.16	48	CHSTER25	0100000
0011432L	T134-00077	ER32	1:1	6000	50Nm	X		X	97.66	48	CHSTER32	0100000
0013325L	-	ER25	1:1	6000	50Nm	X	P=70bar	X	80.16	71.5	CHSTER25	0100000
0013132L	T134-00088	ER32	1:1	6000	50Nm	X	P=70bar	X	97.66	71.5	CHSTER32	0100000

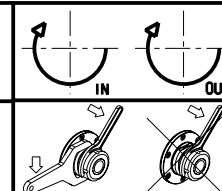
BIGLIA

MOD: B445/470/545/550/565/650/658/1200/446/465/745/765

MODULO MOTORIZZATO ASSIALE H=100mm

Axial driven tool H=100mm

Axial angetriebenes Werkzeug H=100mm



M.T. srl

Via Casino Albini 480
Tel. 0541/956034-957884

Fax 0541/956341

47842 S. GIOVANNI IN M. (RN)

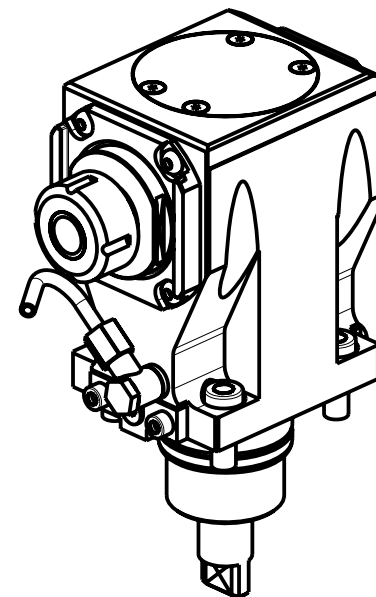
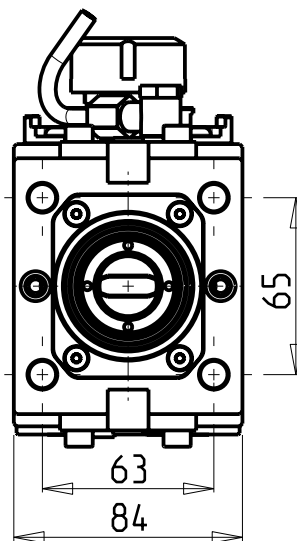
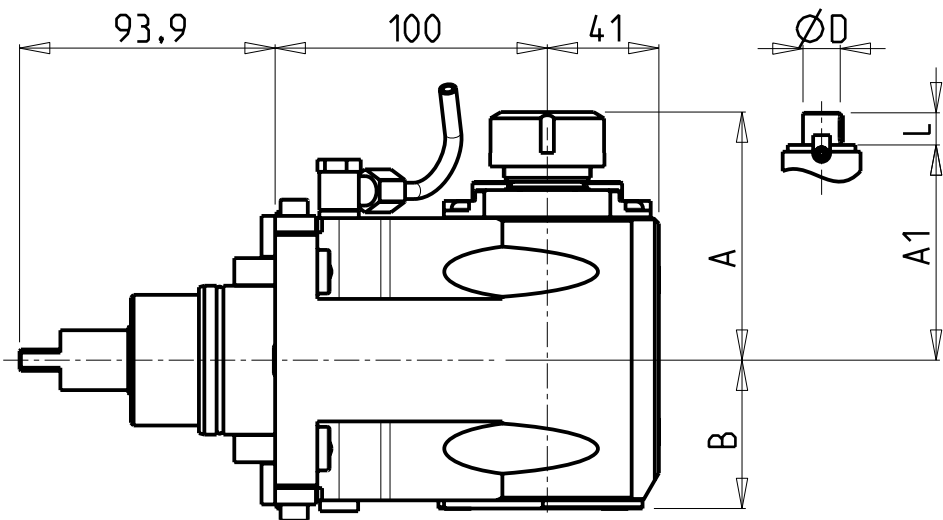
e-mail: mtma@mtmarchetti.com

http://www.mtmarchetti.com

PRODUZIONE MODULI ROTANTI



PAGINA BGL150-1-20



- Chiave inclusa
- Key included
- Schlüssel inbegriffen

Cod. MT	Mandrino Spindle Spindel	I	RPM	Coppia Max Max Torque Max Drehmoment	Reversibile lato mandrino/contromandrino Reversible sub/main spindle side Umkehrbare Spindel-seite/ Gegenspindel-seite	Lubrificazione int. Coolant through Innenkuehlung	Lubrificazione est. Ext. coolant Aussenkuehlung	A	A1	B	CHIAVI NON INCLUDE Keys not included Schlüssel nicht einbegriffen		
BGL0210125	ER25	1:1	6000	50Nm	X		X	91.16	-	54.5	CHSTER25	OKU0650004	NEW
BGL0210132	ER32	1:1	6000	50Nm	X		X	93.66	-	54.5	CHSTER32	OKU0650004	NEW
BGL0210140	ER40	1:1	6000	50Nm	X		X	98.16	-	54.5	CHSTER40	OKU0650004	NEW
BGL0210225	ER25	1:1	6000	50Nm	X	P=70bar	X	91.16	-	65.5	CHSTER25	OKU0650004	NEW
BGL0210232	ER32	1:1	6000	50Nm	X	P=70bar	X	93.66	-	65.5	CHSTER32	OKU0650004	NEW
BGL0210240	ER40	1:1	6000	50Nm	X	P=70bar	X	98.16	-	65.5	CHSTER40	OKU0650004	NEW
BGL0210516	Ø16x17	1:1	6000	50Nm	X		X	-	67.5	54.5	CH_VTCROCE_M08	OKU0650004	NEW
BGL0210522	Ø22x19	1:1	6000	50Nm	X		X	-	67.5	54.5	CH_VTCROCE_M10	OKU0650004	NEW
BGL0210527	Ø27x21	1:1	6000	50Nm	X		X	-	70	54.5	CH_VTCROCE_M12	OKU0650004	NEW

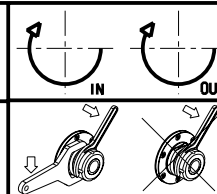
BIGLIA

MOD: B445/470/545/550/565/650/658/1200/446/465/745/765

MODULO MOTORIZZATO ASSIALE H=100mm

Axial driven tool H=100mm

Axial angetriebenes Werkzeug H=100mm



M.T. srl

Via Casino Albini 480
Tel. 0541/956034-957884

Fax 0541/956341

47842 S. GIOVANNI IN M. (RN)

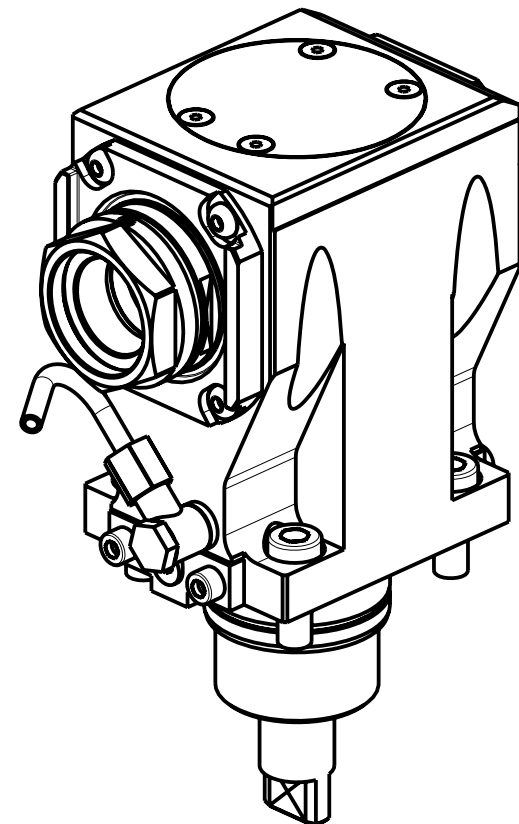
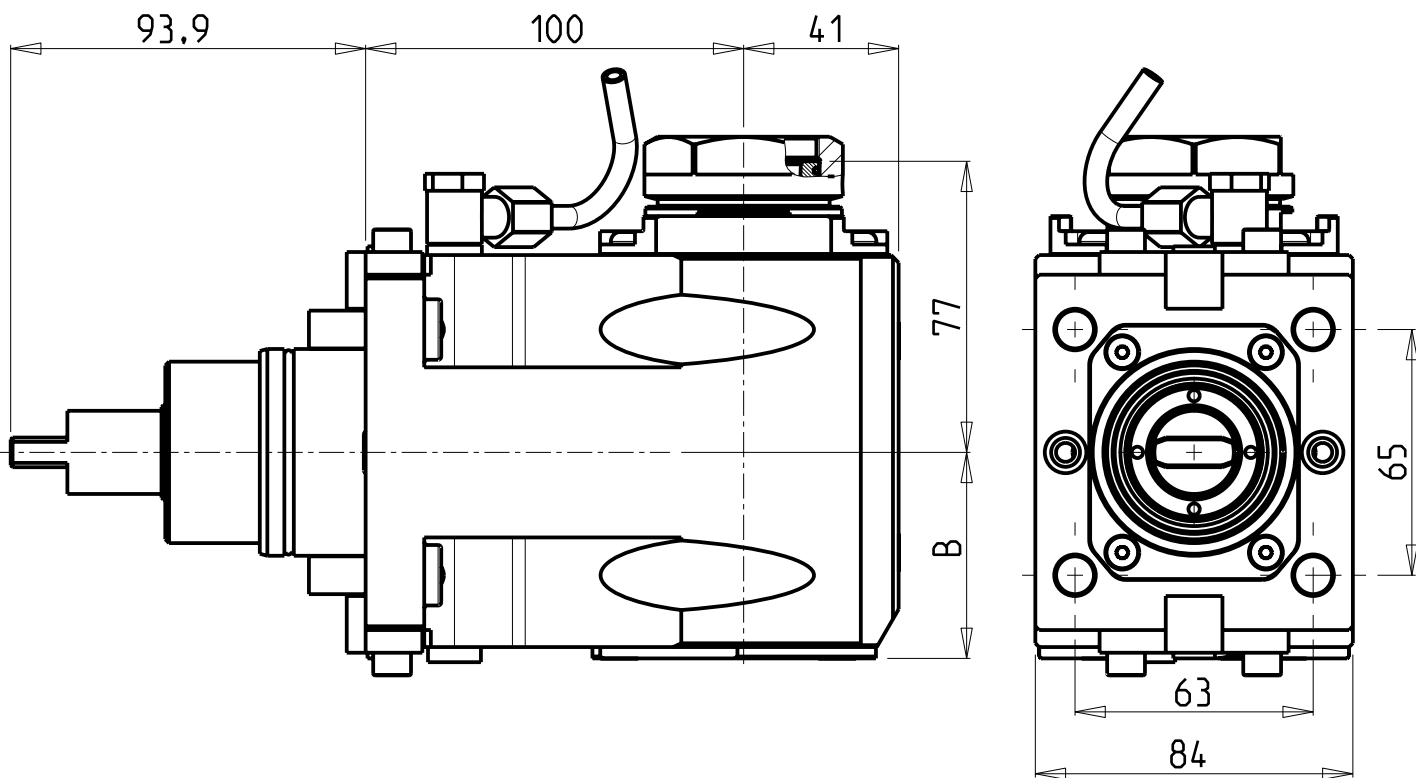
e-mail: mtma@mtmarchetti.com

http://www.mtmarchetti.com

PRODUZIONE MODULI ROTANTI



PAGINA BGL150-1-21



PER PORTAUTENSILI MODULARI MTSK-40 VEDI PAG. TBL300-1-40
 FOR MTSK-40 QUIK CHANGE TOOLHOLDERS CLAMPINGS SEE PAGE TBL300-1-40
 FUER MTSK-40 MODULARE WERKZEUGAUFNAHMEN SIEHE SEITE TBL300-1-40

Cod. MT	Mandrino Spindle Spindel	I	RPM	Coppia Max Max Torque Max Drehmoment	Reversibile lato mandrino/contromandrino Reversible sub/main spindle side Umkehrbare Spindel-seite/ Gegenspindel-seite	Lubr.interna Coolant through Innenkuehlung	Lubr.esterna Ext. coolant Aussenkuehlung	B	CHIAVI NON INCLUSE Keys not included Schluessel nicht einbegriffen	
BGL0200140	MTSK-40	1:1	6000	50Nm	X		X	54.5	CHUB46	OKU0650004 •
BGL0200240	MTSK-40	1:1	6000	50Nm	X	P=70bar	X	65.5	CHUB46	OKU0650004 •

- Chiave inclusa
- Key included
- Schluessel inbegriffen

NEW
NEW

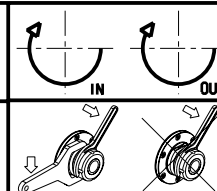
BIGLIA

MOD: B445/470/545/550/565/650/658/1200/446/465/745/765

MODULO MOTORIZZATO ASSIALE MTSK H=100mm

Axial MTSK driven tool H=100mm

Axial MTSK angetriebenes Werkzeug H=100mm



M.T. srl

Via Casino Albini 480
 Tel. 0541/956034-957884
 Fax 0541/956341

47842 S. GIOVANNI IN M. (RN)
 e-mail: mtma@mtmarchetti.com
 http://www.mtmarchetti.com

PRODUZIONE MODULI ROTANTI



PAGINA BGL150-1-21-K

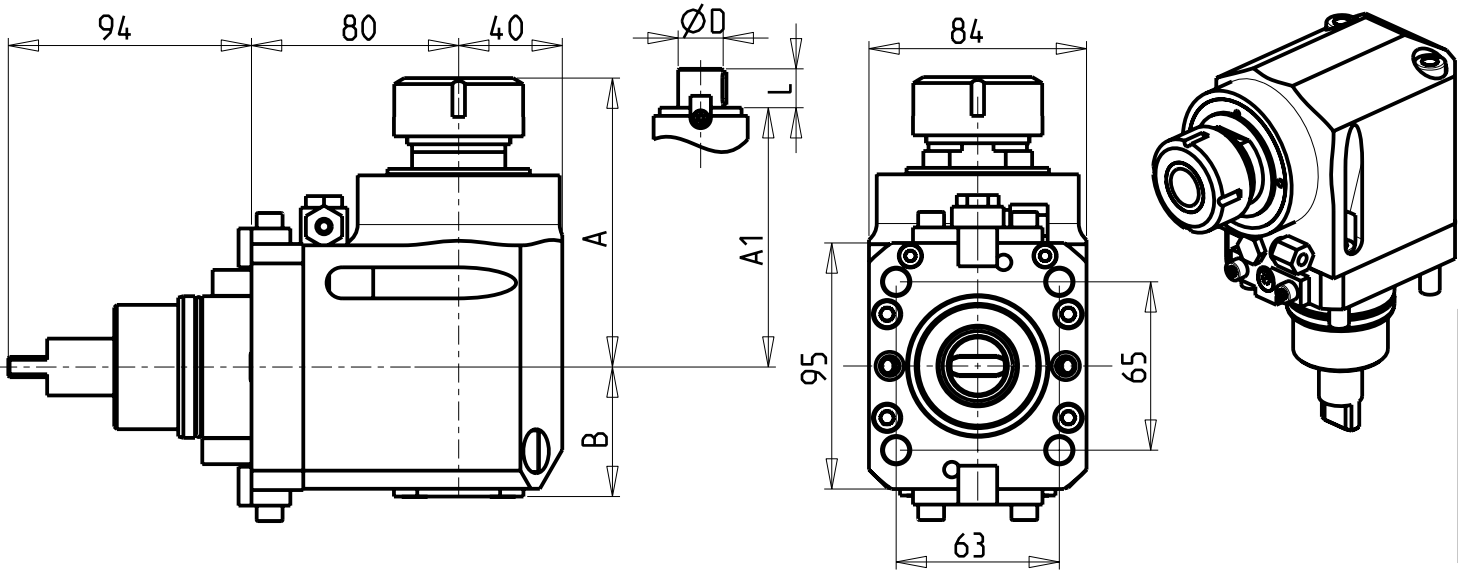
ATTENZIONE - ATTENTION - ACHTUNG

- Su macchine B545, B550, B565 non arriva in centro mandrino
- On machines B545, B550, B565 tool does not get to the centre of the spindle axis.
- Auf Maschinen B545, B550, B565 erreicht das Werkzeug nicht die Mitte der Werkzeug-Achse.

CUSCINETTI MAGGIORATI PER LAVORAZIONI PESANTI

Reinforced bearings for heavy machining
 Vergroesserte Lager fuer schwerere Bearbeitungen

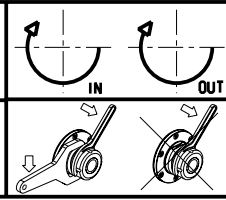
- Chiave inclusa
- Key included
- Schluessel inbegriffen



Cod. MT	Mandrino Spindle Spindel	I	RPM	Coppia Max Max Torque Max Drehmoment	Reversibile lato mandrino/contromandrino Reversible sub/main spindle side Umkehrbare Spindelsete/Gegenspindelsete	Lubrificazione int. Coolant through Innenkuehlung	Lubrificazione est. Ext. coolant Ausseukuehlung	A	A1	B	D	L	CHIAVI NON INCLUSE Keys not included Schluessel nicht inbegriffen	
0391432	ER32	1:1	6000	70Nm	X		X	111.56	-	50	-	-	CHSTER32	CHUB36
0391032	ER32	1:1	6000	70Nm	X	P=70bar	X	111.56	-	72	-	-	CHSTER32	CHUB36
0391532	ER A 32	1:1	6000	70Nm	X		X	102.03	-	50	-	-	CHUB50	CHUB32
0392640	ER40	1:1	6000	70Nm	X		X	115.16	-	50	-	-	CHSTER40	CHUB46
0392540	ER40	1:1	6000	70Nm	X	P=70bar	X	115.16	-	72	-	-	CHSTER40	CHUB46
0391617	Ø16x17	1:1	6000	70Nm	X		X	-	86	50	16	17	CH_VTCROCE_M08 *	CHUB36
0392219	Ø22x19	1:1	6000	70Nm	X		X	-	88	50	22	19	CH_VTCROCE_M10 *	CHUB36
0392240	Ø22x40	1:1	6000	70Nm	X		X	-	86	50	22	40	CH_VTCROCE_M10 *	CHUB36
0392721	Ø27x21	1:1	6000	70Nm	X		X	-	87.5	50	27	21	CH_VTCROCE_M12 *	CHUB36
0392733	Ø27x33	1:1	6000	70Nm	X		X	-	87.5	50	27	33	CH_VTCROCE_M12 *	CHUB36
0392750	Ø27x50	1:1	6000	70Nm	X		X	-	86	50	27	50	CH_VTCROCE_M12 *	CHUB36

NEW

BIGLIA
 MOD: B301/445/470/501(Y-S)/510/545/550/565/650/658/1200
 MODULO MOTORIZZATO ASSIALE MAGGIORATO H=80mm
 Axial reinforced driven tool H=80mm
 Axial angetriebenes Werkzeug vergroessert H=80mm



M.T. srl
 Via Casino Albini 480
 Tel. 0541/956034-957884
 Fax 0541/956341
 47842 S. GIOVANNI IN M. (RN)
 e-mail: mtma@mtmarchetti.com
 http://www.mtmarchetti.com

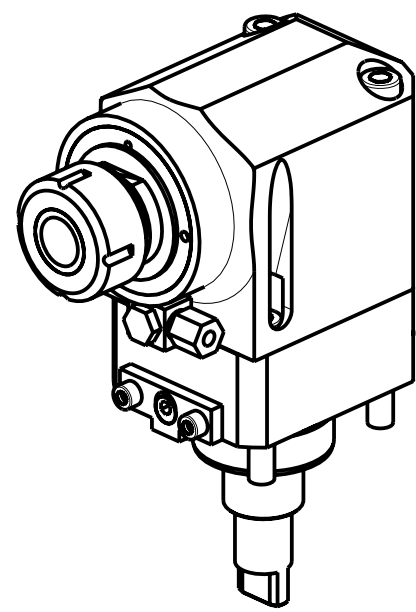
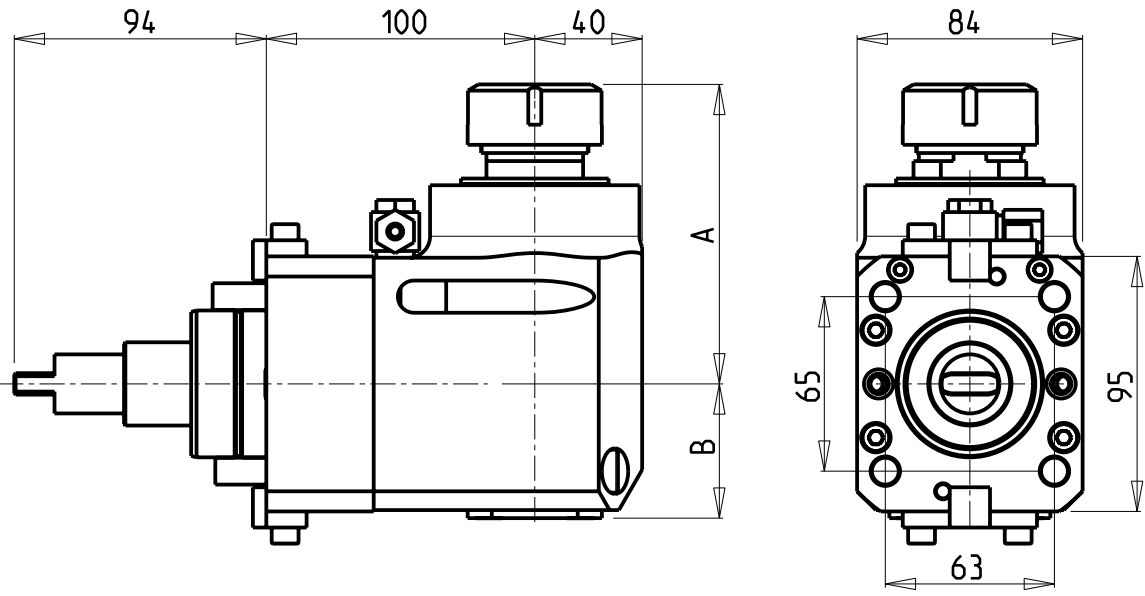
PRODUZIONE MODULI ROTANTI

PAGINA BGL170-1-10

**CUSCINETTI MAGGIORATI
PER LAVORAZIONI PESANTI**

Reinforced bearings for
heavy machining

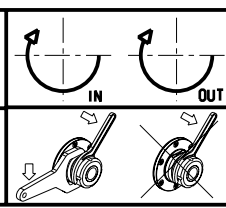
Vergroesserte Lager fuer
schwerere Bearbeitungen



Cod. MT	Mandrino Spindle Spindel	I	RPM	Coppia Max Max Torque Max Drehmoment	Reversibile lato mandrino/contromandrino Reversible sub/main spindle side Umkehrbare Spindel-seite/ Gegenspindel-seite	Lubrificazione int. Coolant through Innenkuehlung	Lubrificazione est. Ext. coolant Aussenkuehlung	A	B	CHIAVI NON INCLUSE Keys not included Schluessel nicht einbegriffen	
0391432L	ER32	1:1	6000	70Nm	X		X	111.56	50	CHSTER32	CHUB36
0391032L	ER32	1:1	6000	70Nm	X	P=70bar	X	111.56	72	CHSTER32	CHUB36
0391532L	ER A 32	1:1	6000	70Nm	X		X	102.03	50	CHUB50	CHUB32
0392640L	ER40	1:1	6000	70Nm	X		X	115.16	50	CHSTER40	CHUB46
0392540L	ER40	1:1	6000	70Nm	X	P=70bar	X	115.16	72	CHSTER40	CHUB46

NEW

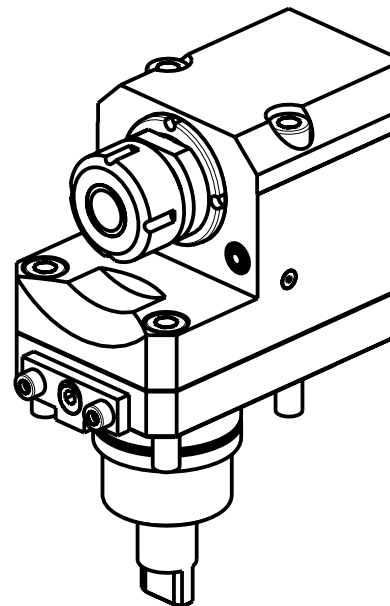
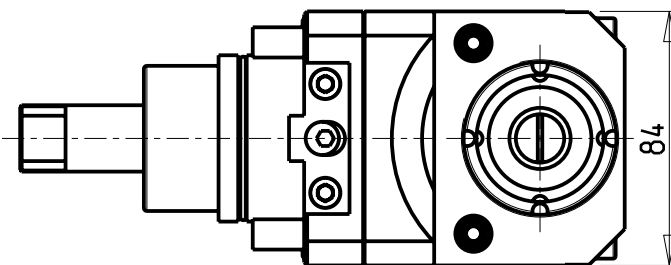
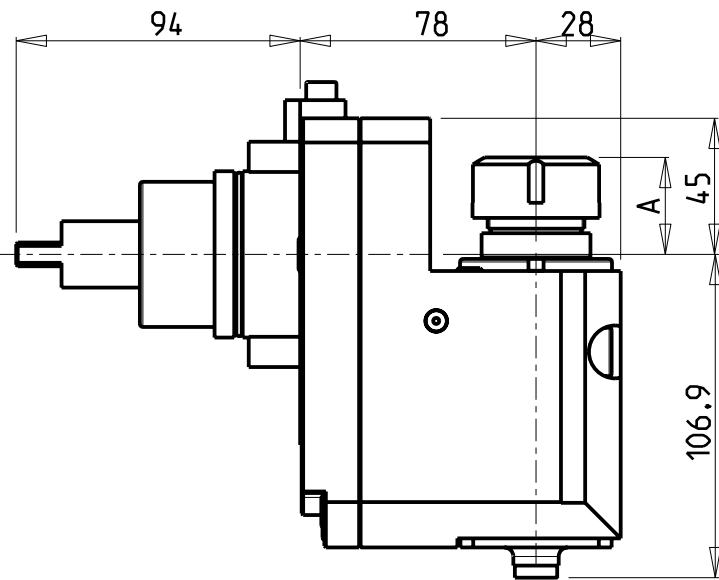
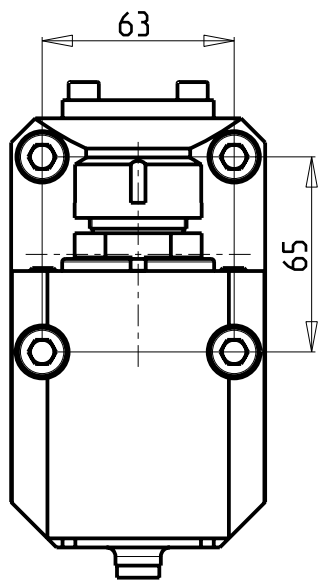
BIGLIA
 MOD: B445/470/545/550/565/650/658/1200/446/465/745/765
 MODULO MOTORIZZATO ASSIALE MAGGIORATO H=100mm
 Axial reinforced driven tool H=100mm
 Axial angetriebenes Werkzeug vergroessert H=100mm



M.T. srl
 Via Casino Albini 480
 Tel. 0541/956034-957884
 Fax 0541/956341
 47842 S. GIOVANNI IN M. (RN)
 e-mail: mtma@mtmarchetti.com
 http://www.mtmarchetti.com

PRODUZIONE MODULI ROTANTI

PAGINA BGL170-1-20



ATTENZIONE - ATTENTION - ACHTUNG

- Su macchine B545, B550, B565 non arriva in centro mandrino
- On machines B545, B550, B565 tool does not get to the centre of the spindle axis.
- Auf Maschinen B545, B550, B565 erreicht das Werkzeug nicht die Mitte der Werkzeug-Achse.

Cod. MT	Mandrino Spindle Spindel	I	RPM	Coppia Max Max Torque Max Drehmoment	Reversibile lato mandrino/contromandrino Reversible sub/main spindle side Umkehrbare Spindel-seite/ Gegenspindel-seite	Lubrificazione est. Ext. coolant Aussenkuehlung	A	CHIAVI NON INCLUSE Keys not included Schlüssel nicht einbegriffen	
0220025	ER25	1:1	6000	50Nm	X	X	30	CHSTER25	CHUB36
0220032	ER32	1:1	6000	50Nm	X	X	39	CHSTER32	CHUB36

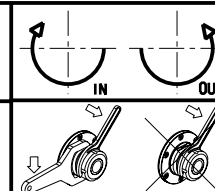
BIGLIA

MOD: B301/445/470/501(Y-S)/510/545/550/565/650/658/1200

MODULO MOTORIZZATO ASSIALE ARRETRATO H=78mm

Axial rear-set driven tool H=78mm

Axial angetriebenes Werkzeug zurueckversetzt H=78mm



M.T. srl

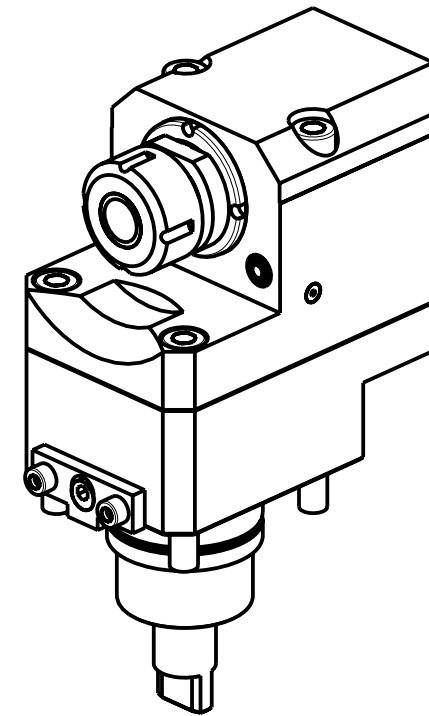
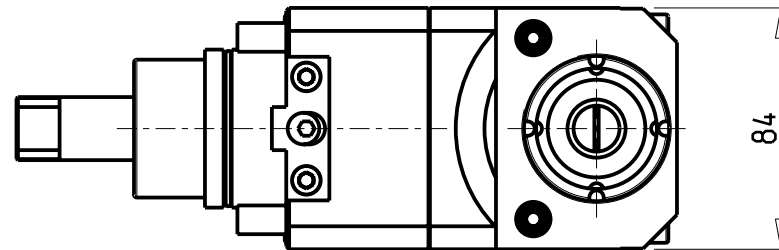
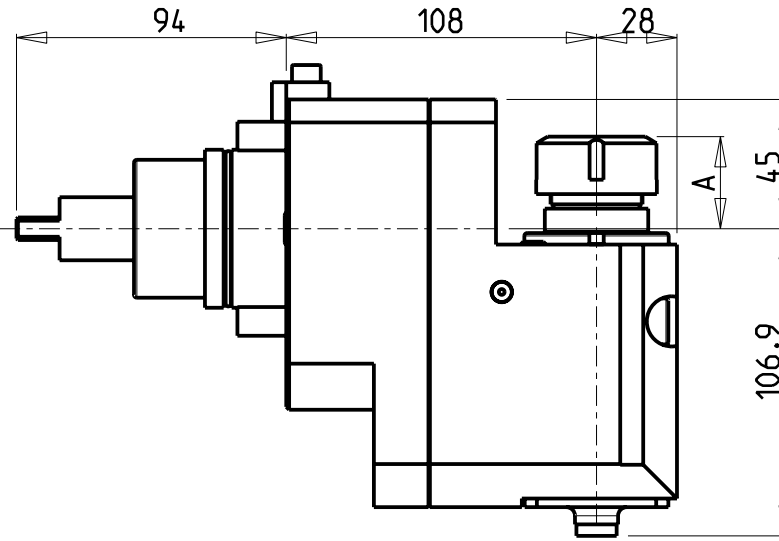
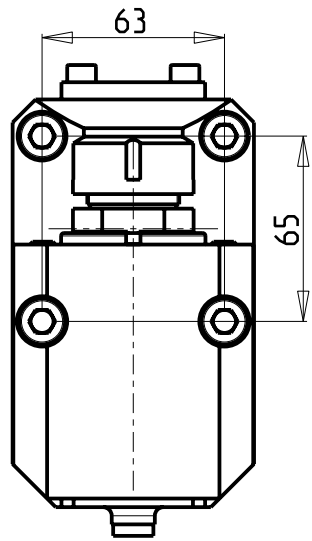
Via Casino Albini 480
Tel. 0541/956034-957884
Fax 0541/956341

47842 S. GIOVANNI IN M. (RN)
e-mail: mtma@mtmarchetti.com
http://www.mtmarchetti.com

PRODUZIONE MODULI ROTANTI



PAGINA BGL180-1-10



Cod. MT	Mandrino Spindle Spindel	I	RPM	Coppia Max Max Torque Max Drehmoment	Reversibile lato mandrino/contromandrino Reversible sub/main spindle side Umkehrbare Spindel-seite/ Gegenspindel-seite	Lubrificazione est. Ext. coolant Aussenkuehlung	A	CHIAVI NON INCLUSE Keys not included Schluessel nicht einbegriffen	
					X	X		CHSTER25	CHUB36
0220025L	ER25	1:1	6000	50Nm	X	X	30	CHSTER25	CHUB36
0220032L	ER32	1:1	6000	50Nm	X	X	39	CHSTER32	CHUB36

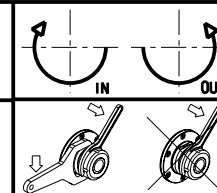
BIGLIA

MOD: B445/470/545/550/565/650/658/1200/446/465/745/765

MODULO MOTORIZZATO ASSIALE ARRETRATO H=108mm

Axial rear-set driven tool H=108mm

Axial angetriebenes Werkzeug zurueckversetzt H=108mm



M.T. srl

Via Casino Albini 480
Tel. 0541/956034-957884

Fax 0541/956341

47842 S. GIOVANNI IN M., (RN)

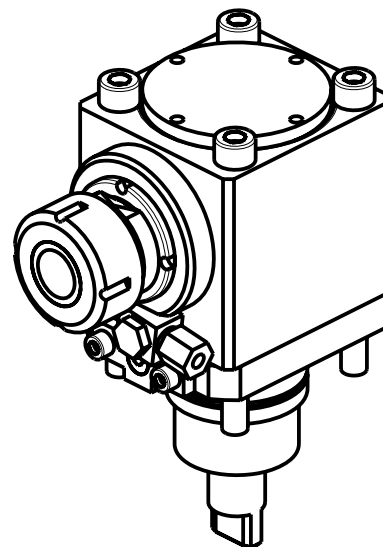
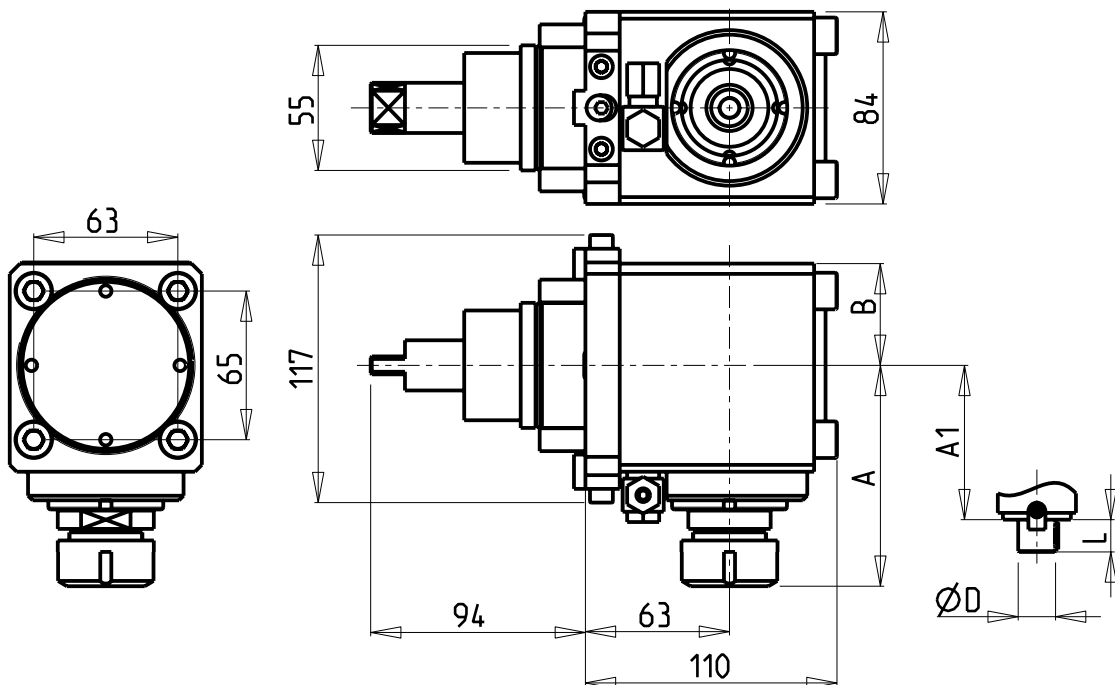
e-mail: mtma@mtmarchetti.com

http://www.mtmarchetti.com

PRODUZIONE MODULI ROTANTI



PAGINA BGL180-1-20



ATTENZIONE - ATTENTION - ACHTUNG

- Su macchine B545, B550, B565 non arriva in centro mandrino
- On machines B545, B550, B565 tool does not get to the centre of the spindle axis.
- Auf Maschinen B545, B550, B565 erreicht das Werkzeug nicht die Mitte der Werkzeug-Achse.

- Chiave inclusa
- Key included
- Schlüssel inbegriffen

Cod. MT	Cod. BIGLIA	Mandrino Spindel Spindel	I	RPM	Coppia Max Max Torque Max Drehmoment	Reversibile lato mandrino/contromandrino Reversible sub/main spindle side Umkehrbare Spindel-seite/Gegenspindel-seite	Lubrificazione int. Coolant through Innenkuehlung	Lubrificazione est. Ext. coolant Ausseinkuehlung	A	A1	B	D	L	CHIAVI NON INCLUSE Keys not included Schluessel nicht einbegriffen
0110832	T134-00080	ER32	2:1	3000	70Nm	X		X	98.56	-	44.5	-	-	CHSTER32 CHUB36
0111225	-	ER25	2:1	3000	70Nm	X	P=18bar		95	-	76.5	-	-	CHSTER25 CHUB36
0111332	T134-00075	ER32	2:1	3000	70Nm	X	P=18bar		98.56	-	76.5	-	-	CHSTER32 CHUB36
0111617	-	Ø16x17	2:1	3000	70Nm	X		X	-	74	44.5	16	17	CH_VTCROCE_M08 CHUB36
0112219	-	Ø22x19	2:1	3000	70Nm	X		X	-	74	44.5	22	19	CH_VTCROCE_M10 CHUB36
0112240	-	Ø22x40	2:1	3000	70Nm	X		X	-	74	44.5	22	40	CH_VTCROCE_M10 CHUB36
0112721	-	Ø27x21	2:1	3000	70Nm	X		X	-	74	44.5	27	21	CH_VTCROCE_M12 CHUB36
0112733	-	Ø27x33	2:1	3000	70Nm	X		X	-	74	44.5	27	33	CH_VTCROCE_M12 CHUB36

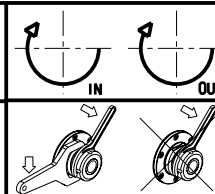
BIGLIA

MOD: B301/445/470/501(Y-S)/510/545/550/565/650/658/1200

MODULO MOTORIZZATO ASSIALE RIDOTTO I=2:1

Axial geared-down I=2:1 driven tool

Axial angetriebenes Werkzeug untersetzt I=2:1



M.T. srl

Via Casino Albini 480
Tel. 0541/956034-957884

Fax 0541/956341

47842 S. GIOVANNI IN M. (RN)

e-mail: mtma@mtmarchetti.com

http://www.mtmarchetti.com

PRODUZIONE MODULI ROTANTI



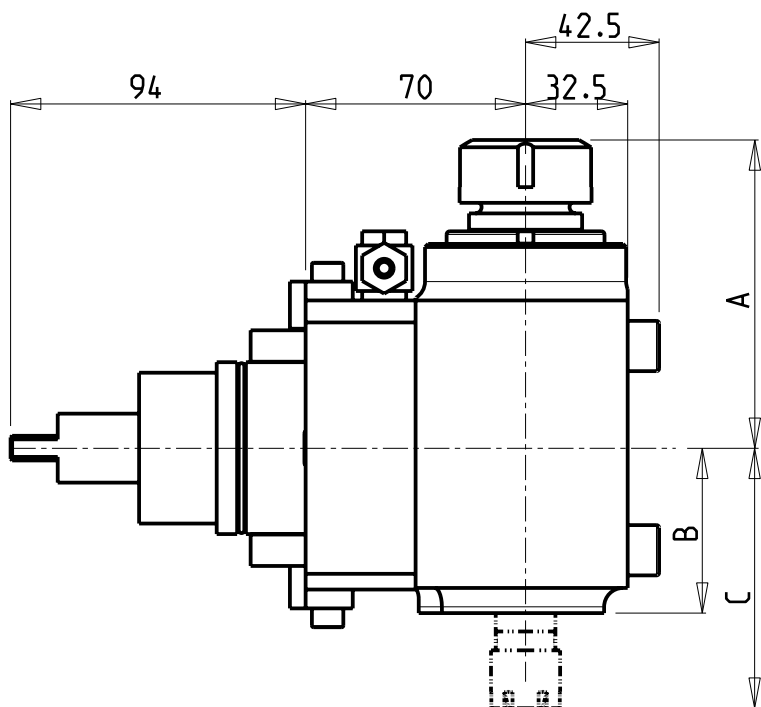
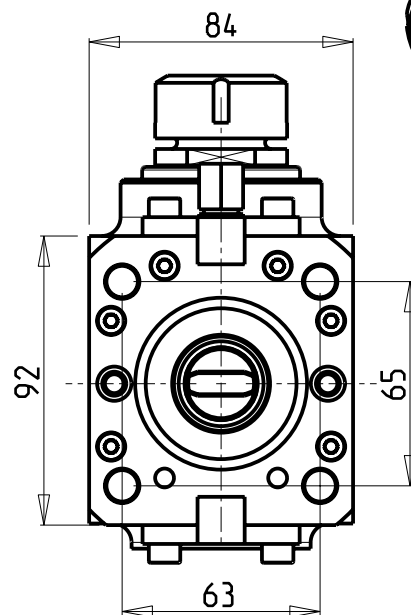
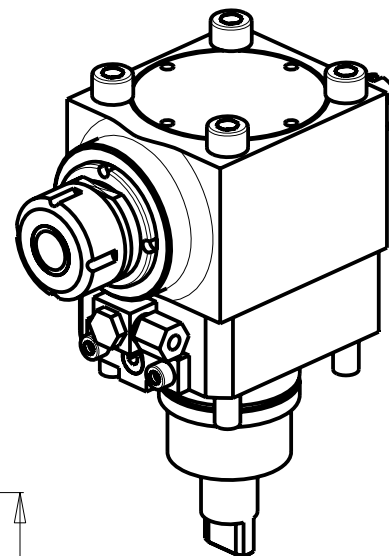
PAGINA BGL190-1-10

ATTENZIONE - ATTENTION - ACHTUNG

-Su macchine B545, B550, B565 non arriva in centro mandrino

-On machines B545, B550, B565 tool does not get to the centre of the spindle axis.

-Auf Maschinen B545, B550, B565 erreicht das Werkzeug nicht die Mitte der Werkzeug-Achse.



Cod. MT	Cod. BIGLIA	Mandrino Spindle Spindel	I	RPM	Coppia Max Max Torque Max Drehmoment	Reversibile lato mandrino/contromandrino Reversible sub/main spindle side Umkehrbare Spindel-seite/ Gegenspindel-seite	Lubrificazione int. Coolant through Innenkuehlung	Lubrificazione est. Ext. coolant Aussenkuehlung	A	B	C	CHIAVI NON INCLUSE Keys not included Schluessel nicht einbegriffen	
0050825	T134-00027	ER25	1:2	12000	30Nm	X		X	99.76	52.5	-	CHSTER25	CHUB36
0050625	-	ER25	1:2	12000	30Nm	X	P=70bar	X	99.76	79	-	CHSTER25	CHUB36
0052516	-	ER25+ER16	1:2	12000	30Nm	X		X	99.76	52.5	82.75	CHSTER25+CHMNER16	CHUB36

BIGLIA

MOD: B301/445/470/501(Y-S)/510/545/550/565/650/658/1200

MODULO MOTORIZZATO ASSIALE MOLTIPLICATO I=1:2 H=70mm

Axial geared-up I=1:2 driven tool H=70mm

Axial angetriebenes Werkzeug uebersetzt I=1:2 H=70mm

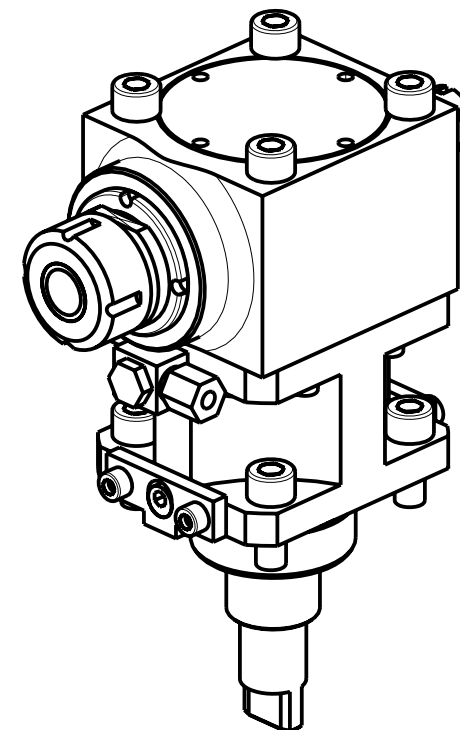
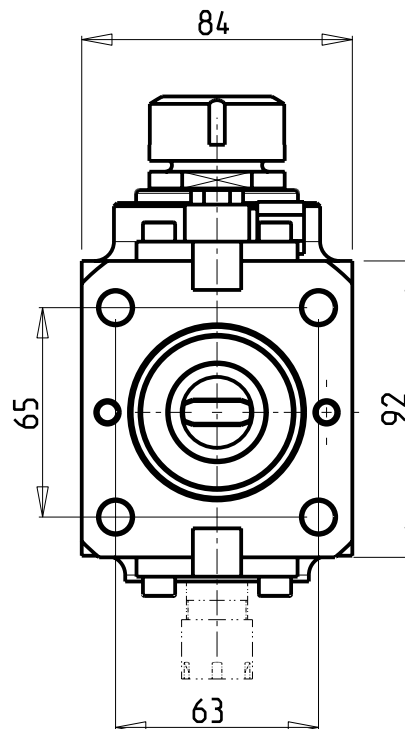
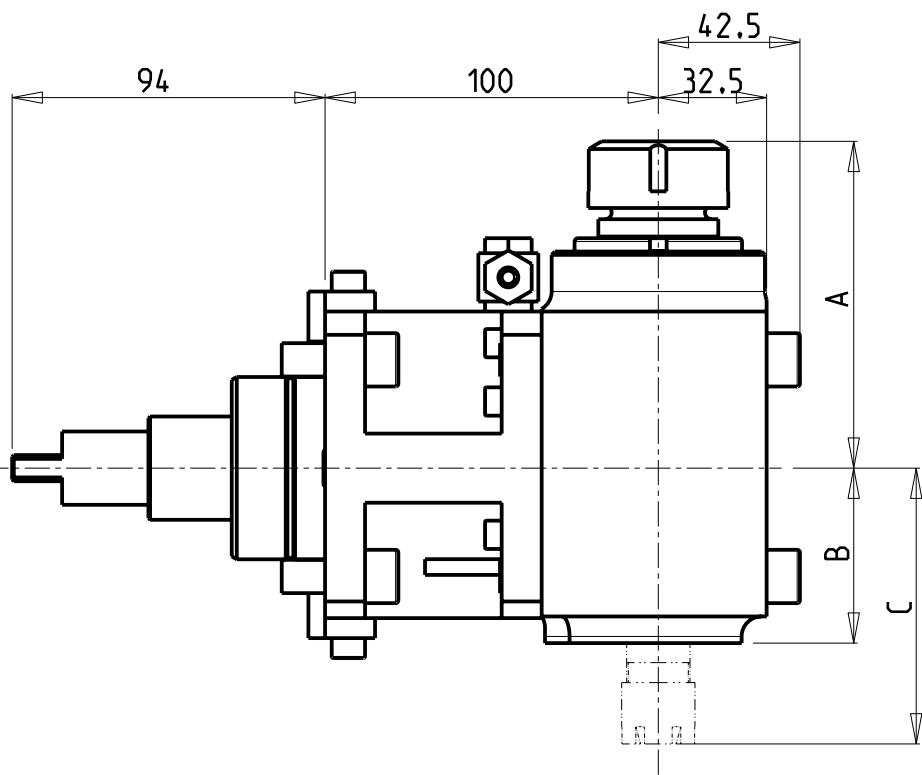
M.T. srl

Via Casino Albini 480
Tel. 0541/956034-957884
Fax 0541/956341
47842 S. GIOVANNI IN M. (RN)
e-mail: mtma@mtmarchetti.com
http://www.mtmarchetti.com

PRODUZIONE MODULI ROTANTI



PAGINA BGL200-1-10



Cod. MT	Mandrino Spindle Spindel	I	RPM	Coppia Max Max Torque Max Drehmoment	Reversibile lato mandrino/contromandrino Reversible sub/main spindle side Umkehrbare Spindel-seite/ Gegenspindel-seite	Lubrificazione int. Coolant through Innenkuehlung	Lubrificazione est. Ext. coolant Aussenkuehlung	A	B	C	CHIAVI NON INCLUSE Keys not included Schlüssel nicht einbegriffen	
0050825L	ER25	1:2	12000	30Nm	X		X	99.76	52.5	-	CHSTER25	CHUB36
0050625L	ER25	1:2	12000	30Nm	X	P=70bar	X	99.76	79	-	CHSTER25	CHUB36
0052516L	ER25+ER16	1:2	12000	30Nm	X		X	99.76	52.5	82.75	CHSTER25+CHMNER16	CHUB36

BIGLIA

MOD: B445/470/545/550/565/650/658/1200/446/465/745/765

MODULO MOTORIZZATO ASSIALE MOLTIPLICATO I=1:2 H=100mm

Axial geared-up I=1:2 driven tool H=100mm

Axial angetriebenes Werkzeug uebersetzt I=1:2 H=100mm

M.T. srl

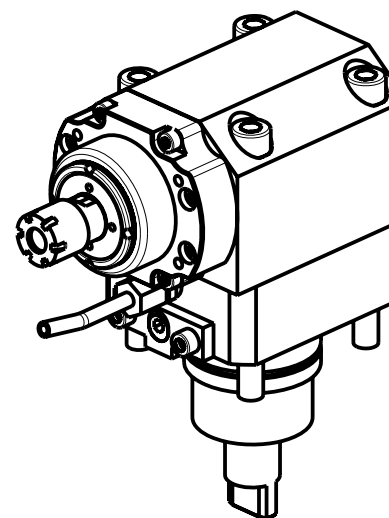
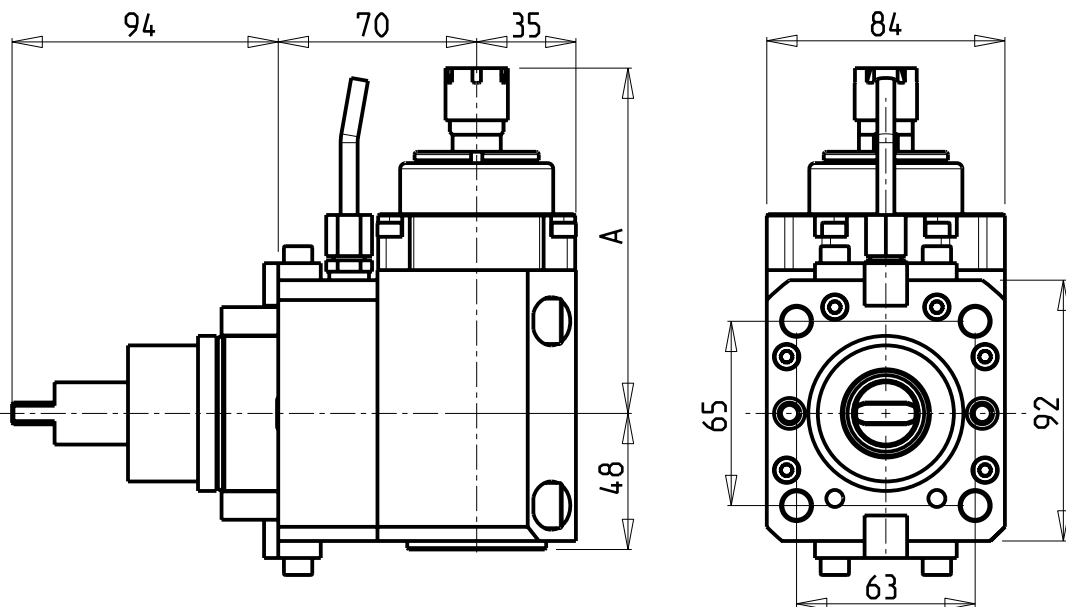
Via Casino Albini 480
Tel. 0541/956034-957884
Fax 0541/956341

47842 S. GIOVANNI IN M. (RN)
e-mail: mtma@mtmarchetti.com
http://www.mtmarchetti.com

PRODUZIONE MODULI ROTANTI



PAGINA BGL200-1-20



ATTENZIONE - ATTENTION - ACHTUNG

- PRIMA DI UTILIZZARE IL MOTORIZZATO CONSULTARE LE ISTRUZIONI ALLEGATE!
- BEFORE USING THE DRIVEN TOOL, PLEASE CHECK THE ENCLOSED INSTRUCTION SHEET!
- VOR DER BENUTZUNG DES ANGETRIEBENEN WERKZEUGES, DIE BEILIEGENDEN INSTRUKTIONEN DURCHLESEN!

ATTENZIONE - ATTENTION - ACHTUNG

- Per lo smontaggio degli utensili utilizzare sempre la chiave di contrasto come indicato nel manuale d'uso.
- For disassembly of the tools use always the contrast key as mentioned in the user instructions.
- Fuer das Abmontieren der Werkzeuge immer den Gegenschlüssel benutzen wie in der Bedienungsanleitung erwäehnt.

ATTENZIONE - ATTENTION - ACHTUNG

- Su macchine B545, B550, B565 non arriva in centro mandrino
- On machines B545, B550, B565 tool does not get to the centre of the spindle axis.
- Auf Maschinen B545, B550, B565 erreicht das Werkzeug nicht die Mitte der Werkzeug-Achse.

Cod. MT	Mandrino Spindel Spindel	I	RPM MAX	Coppia Max Max Torque Max Drehmoment	Reversibile lato mandrino/contromandrino Reversible sub/main spindle side Umkehrbare Spindel-seite/ Gegenspindel-seite	Lubrificazione int. Coolant through Innenkuehlung	Lubrificazione est. Ext. coolant Aussenkuehlung	A	CHIAVI INCLUSE Keys included Schlüssel einbegriffen	
0460016	ER16	1:5.625	22500	6Nm	X		X	121.8	CHMNER16	CHUB17
0460011	ER11	1:5.625	22500	6Nm	X	P=30bar		134	CHMNER11	CHUB11

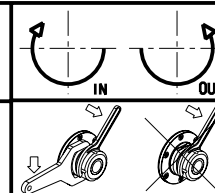
BIGLIA

MOD: B301/445/470/501(Y-S)/510/545/550/565/650/658/1200

MODULO MOTORIZZATO ASSIALE MOLTIPLICATO I=1:5.625 H=70mm

Axial geared-up I=1:5.625 driven tool H=70mm

Axial angetriebenes Werkzeug uebersetzt I=1:5.625 H=70mm



M.T. srl

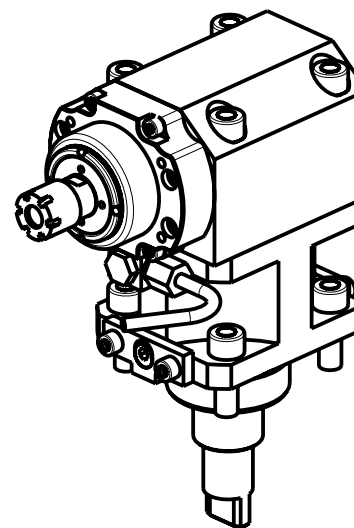
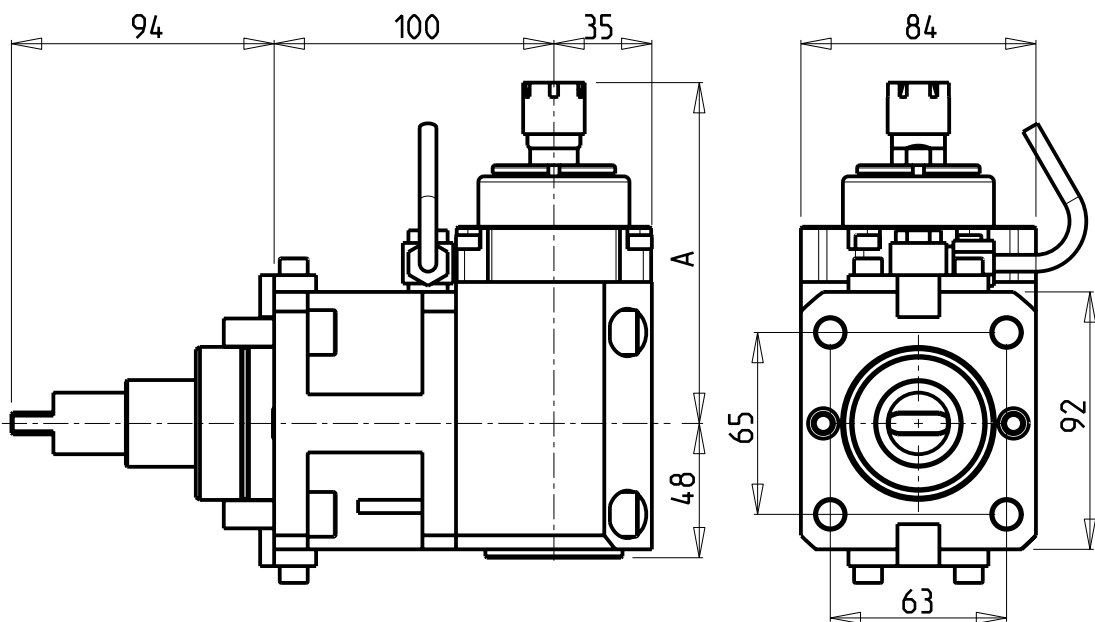
Via Casino Albini 480
Tel. 0541/956034-957884
Fax 0541/956341

47842 S. GIOVANNI IN M. (RN)
e-mail: mtma@mtmarchetti.com
http://www.mtmarchetti.com

PRODUZIONE MODULI ROTANTI



PAGINA BGL210-1-10



ATTENZIONE - ATTENTION - ACHTUNG

- Per lo smontaggio degli utensili utilizzare sempre la chiave di contrasto come indicato nel manuale d'uso.
- For disassembly of the tools use always the contrast key as mentioned in the user instructions.
- Fuer das Abmontieren der Werkzeuge immer den Gegenschlüssel benutzen wie in der Bedienungsanleitung erwaeht.

ATTENZIONE - ATTENTION - ACHTUNG

- PRIMA DI UTILIZZARE IL MOTORIZZATO CONSULTARE LE ISTRUZIONI ALLEGATE!
- BEFORE USING THE DRIVEN TOOL, PLEASE CHECK THE ENCLOSED INSTRUCTION SHEET!
- VOR DER BENUTZUNG DES ANGETRIEBENEN WERKZEUGES, DIE BEILIEGENDEN INSTRUKTIONEN DURCHLESEN!

Cod. MT	Mandrino Spindle Spindel	I	RPM MAX	Coppia Max Max Torque Max Drehmoment	Reversibile lato mandrino/contromandrino Reversible sub/main spindle side Umkehrbare Spindel-seite/ Gegenspindel-seite	Lubrificazione int. Coolant through Innenkuehlung	Lubrificazione est. Ext. coolant Aussenkuehlung	A	CHIAVI INCLUSE Keys included Schluesssel einbegriffen	
0460016L	ER16	1:5.625	22500	6Nm	X		X	121.8	CHMNER16	CHUB17
0460011L	ER11	1:5.625	22500	6Nm	X	P=70bar		134	CHMNER11	CHUB11

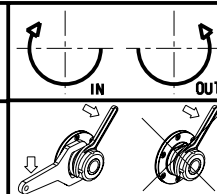
BIGLIA

MOD: B445/470/545/550/565/650/658/1200/446/465/745/765

MODULO MOTORIZZATO ASSIALE MOLTIPLICATO I=1:5.625 H=100mm

Axial geared-up I=1:5.625 driven tool H=100mm

Axial angetriebenes Werkzeug uebersetzt I=1:5.625 H=100mm



M.T. srl

Via Casino Albini 480
Tel. 0541/956034-957884
Fax 0541/956341

47842 S. GIOVANNI IN M. (RN)
e-mail: mtma@mtmarchetti.com
http://www.mtmarchetti.com

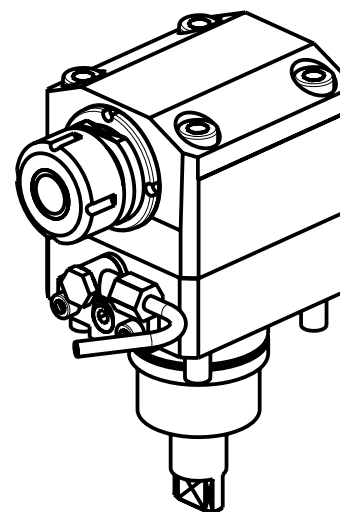
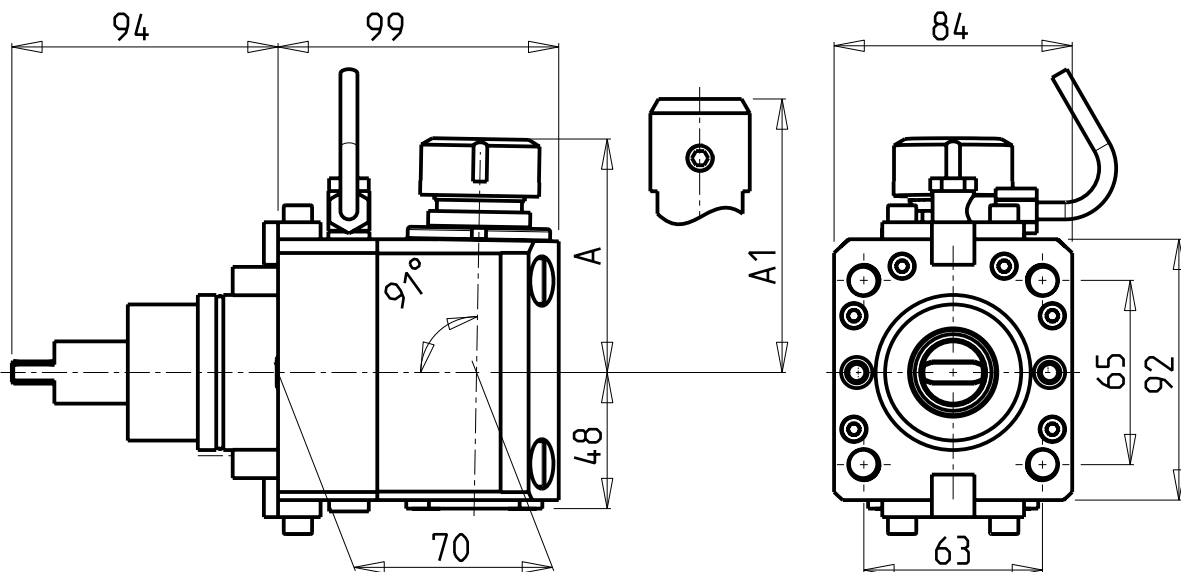
PRODUZIONE MODULI ROTANTI



PAGINA BGL210-1-20

ATTENZIONE - ATTENTION - ACHTUNG

- Su macchine B545, B550, B565 non arriva in centro mandrino
- On machines B545, B550, B565 tool does not get to the centre of the spindle axis.
- Auf Maschinen B545, B550, B565 erreicht das Werkzeug nicht die Mitte der Werkzeug-Achse.



Cod. MT	Cod. BIGLIA	Mandrino Spindle Spindel	I	RPM	Coppia Max Max Torque Max Drehmoment	Reversibile lato mandrino/contromandrino Reversible sub/main spindle side Umkehrbare Spindel-seite/ Gegenspindel-seite	Lubrificazione est. Ext. coolant Aussenkuehlung	A	A1	CHIAVI NON INCLUSE Keys not included Schluessel nicht einbegriffen	
0019125	-	ER25	1:1	6000	50Nm	X	X	80.44	-	CHSTER25	CHUB36
0019108	T134-00068	WELDON 8	1:1	6000	50Nm	X	X	-	76.5		
0019110	-	WELDON 10	1:1	6000	50Nm	X	X	-	76.5		
0019112	-	WELDON 12	1:1	6000	50Nm	X	X	-	76.5		
0019116	-	WELDON 16	1:1	6000	50Nm	X	X	-	73.7		

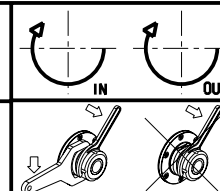
BIGLIA

MOD: B301/445/470/501(Y-S)/510/545/550/565/650/658/1200

MODULO MOTORIZZATO ASSIALE PER POLIGONATURA INTERNA H=70mm

Axial driven tool for internal polygon-making H=70mm

Axial angetriebenes Werkzeug fuer interne Facettierung H=70mm



M.T. srl

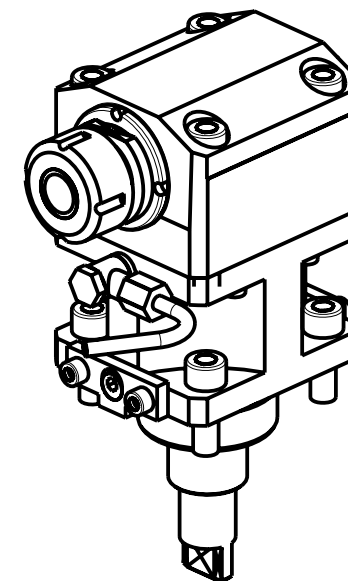
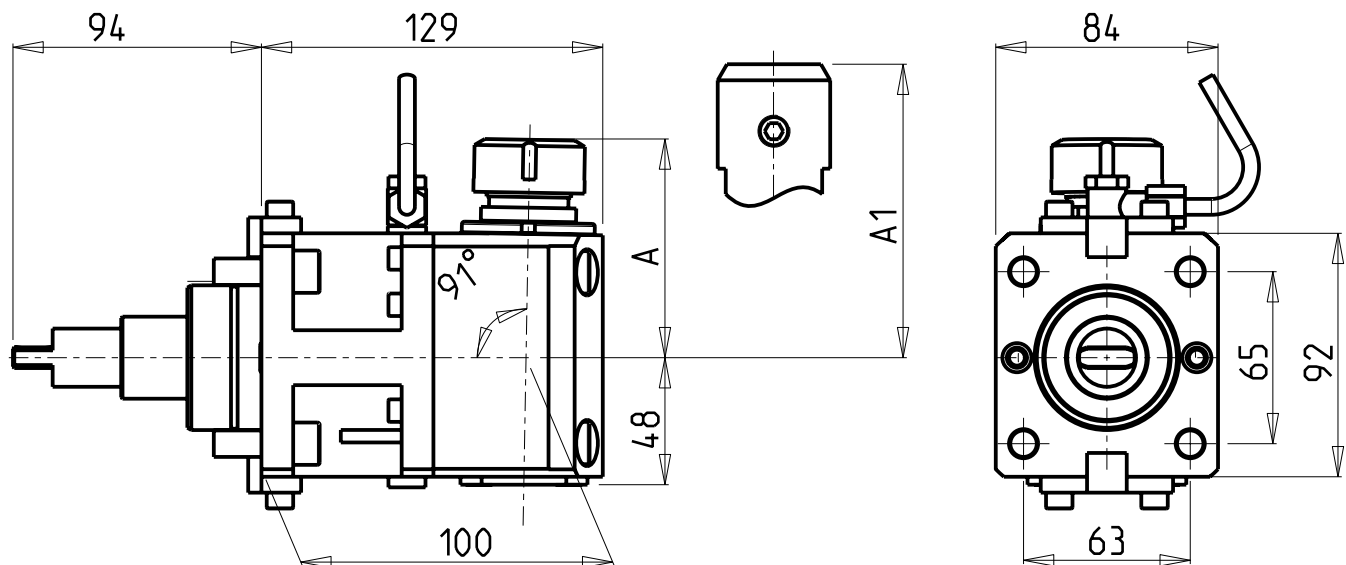
Via Casino Albini 480
Tel. 0541/956034-957884
Fax 0541/956341

47842 S. GIOVANNI IN M. (RN)
e-mail: mtma@mtmarchetti.com
http://www.mtmarchetti.com

PRODUZIONE MODULI ROTANTI



PAGINA BGL230-1-10



Cod. MT	Mandrino Spindle Spindel	I	RPM	Coppia Max Max Torque Max Drehmoment	Reversibile lato mandrino/contromandrino Reversible sub/main spindle side Umkehrbare Spindel-seite/ Gegenspindel-seite	Lubrificazione est. Ext. coolant Aussenkuehlung	A	A1	CHIAVI NON INCLUSE Keys not included Schluessel nicht einbegriffen	
									CHSTER25	CHUB36
0019125L	ER25	1:1	6000	50Nm	X	X	80.44	-	CHSTER25	CHUB36
0019108L	WELDON 8	1:1	6000	50Nm	X	X	-	76.5		
0019110L	WELDON 10	1:1	6000	50Nm	X	X	-	76.5		
0019112L	WELDON 12	1:1	6000	50Nm	X	X	-	76.5		
0019116L	WELDON 16	1:1	6000	50Nm	X	X	-	73.7		

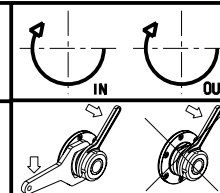
BIGLIA

MOD: B445/470/545/550/565/650/658/1200/446/465/745/765

MODULO MOTOR. ASSIALE PER POLIGONATURA INTERNA H=100mm

Axial driven tool for internal polygon-making H=100mm

Axial angetriebenes Werkzeug fuer interne Facettierung H=100mm



M.T. srl

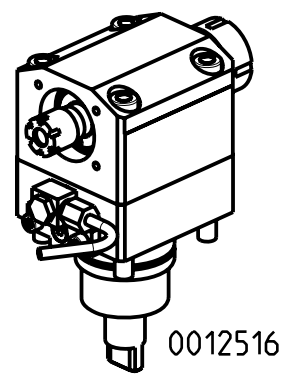
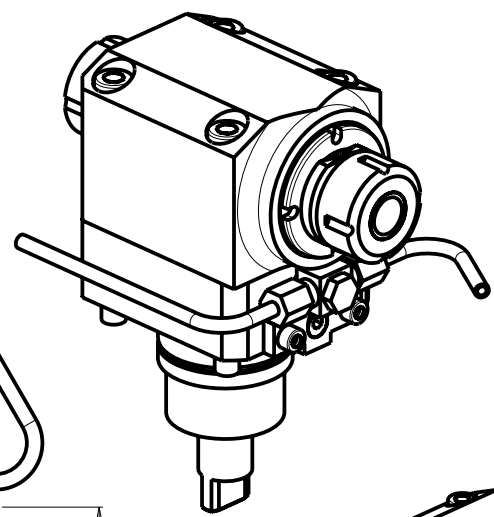
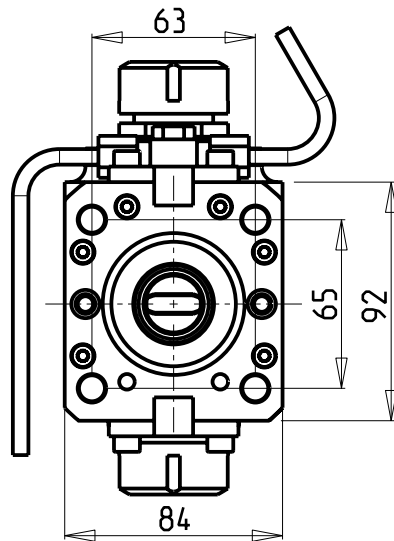
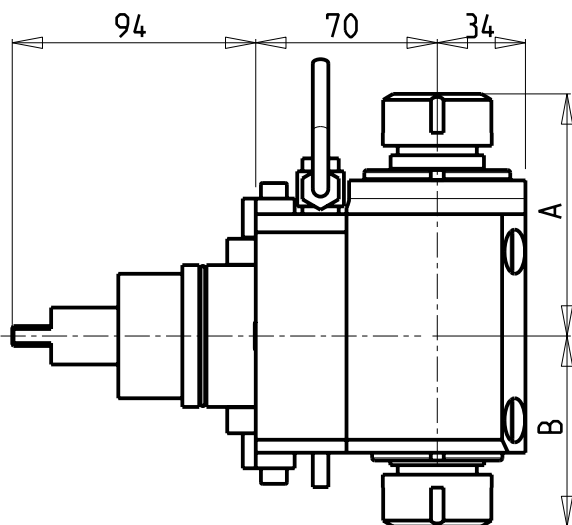
Via Casino Albini 480
Tel. 0541/956034-957884
Fax 0541/956341

47842 S. GIOVANNI IN M. (RN)
e-mail: mtma@mtmarchetti.com
http://www.mtmarchetti.com

PRODUZIONE MODULI ROTANTI



PAGINA BGL230-1-20



ATTENZIONE - ATTENTION - ACHTUNG

- Per lo smontaggio degli utensili utilizzare sempre la chiave di contrasto come indicato nel manuale d'uso.
- For disassembly of the tools use always the contrast key as mentioned in the user instructions.
- Fuer das Abmontieren der Werkzeuge immer den Gegenschlüssel benutzen wie in der Bedienungsanleitung erwaehnt.

ATTENZIONE - ATTENTION - ACHTUNG

- Su macchine B545, B550, B565 non arriva in centro mandrino
- On machines B545, B550, B565 tool does not get to the centre of the spindle axis.
- Auf Maschinen B545, B550, B565 erreicht das Werkzeug nicht die Mitte der Werkzeug-Achse.

ATTENZIONE - ATTENTION - ACHTUNG

- FINO AD ESAURIMENTO SCORTE
- clearance sale
- solange vorrat


Cod. MT	Cod. BIGLIA	Mandrino Spindle Spindel	I	RPM	Coppia Max Max Torque Max Drehmoment	Reversibile lato mandrino/contromandrino Reversible sub/main spindle side Umkehrbare Spindel-seite/Gegenspindel-seite	Lubrificazione est. Ext. coolant Aussenkuehlung	A	B	CHIAVI NON INCLUSE Keys not included Schluessel nicht einbegriffen	
0417025	-	ER25+ER25	1:1	6000	50Nm	X	X	93.36	73.46	CHSTER25	CHUB36+CHUB29
0417032	-	ER32+ER32	1:1	6000	50Nm	X	X	100.56	78.96	CHSTER32	CHUB36
0012516	T134-00024	ER25+ER16	1:1	6000	50Nm	X	X	80.16	66	0100000	CHSTER25+CHMNER16

BIGLIA
 MOD: B301/445/470/501(Y-S)/510/545/550/565/650/658/1200
 MODULO MOTORIZZATO ASSIALE BISPORGENTE H=70mm
 Axial opposite face twin driven tool H=70mm
 Axial angetriebenes Werkzeug halb vorspringend H=70mm

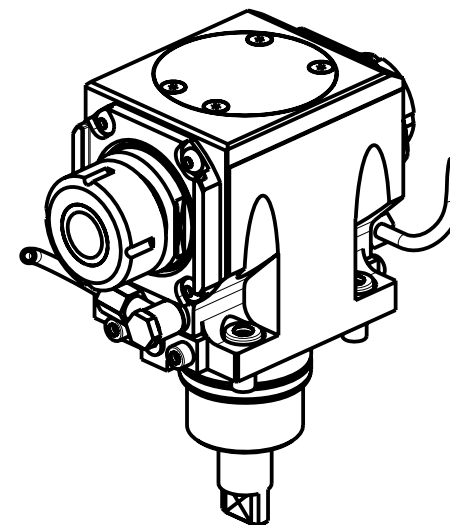
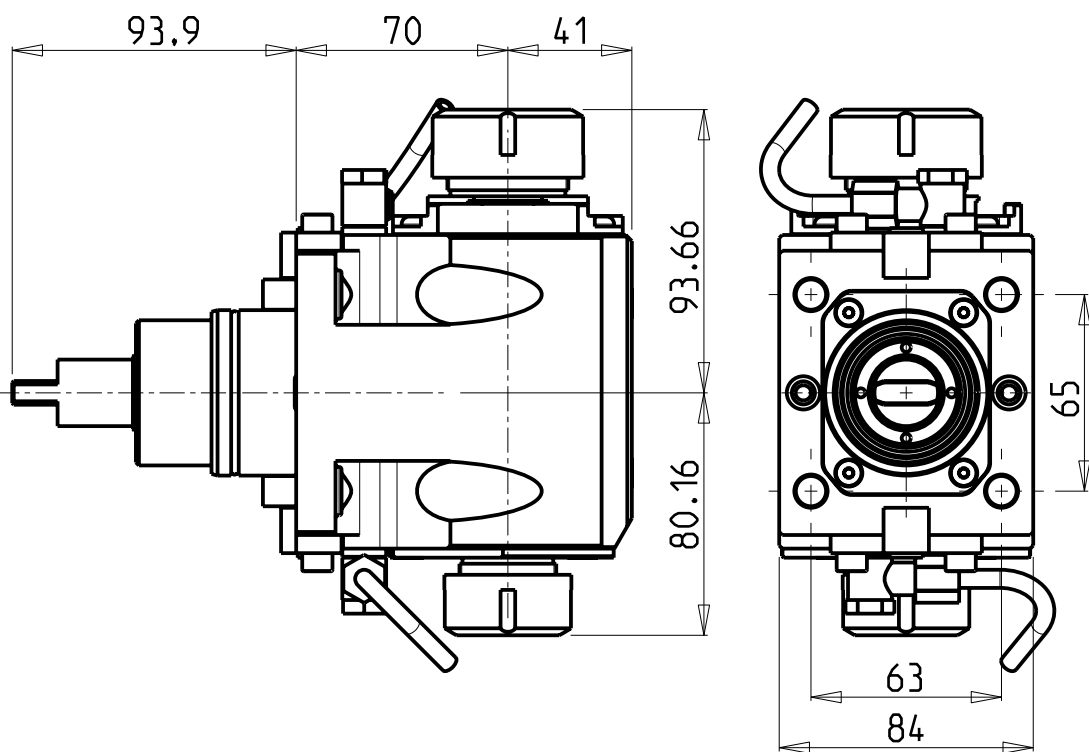


M.T. srl
 Via Casino Albini 480
 Tel. 0541/956034-957884
 Fax 0541/956341
 47842 S. GIOVANNI IN M. (RN)
 e-mail: mtma@mtmarchetti.com
 http://www.mtmarchetti.com

PRODUZIONE MODULI ROTANTI



PAGINA BGL240-1-10



ATTENZIONE - ATTENTION - ACHTUNG

- Su macchine B545, B550, B565 non arriva in centro mandrino
- On machines B545, B550, B565 tool does not get to the centre of the spindle axis.
- Auf Maschinen B545, B550, B565 erreicht das Werkzeug nicht die Mitte der Werkzeug-Achse.

ATTENZIONE - ATTENTION - ACHTUNG

- Per lo smontaggio degli utensili utilizzare sempre la chiave di contrasto come indicato nel manuale d'uso.
- For disassembly of the tools use always the contrast key as mentioned in the user instructions.
- Fuer das Abmontieren der Werkzeuge immer den Gegenschlüssel benutzen wie in der Bedienungsanleitung erwaeht.

Cod. MT	Mandrino Spindle Spindel	I	RPM	Coppia Max Max Torque Max Drehmoment	Reversibile lato mandrino/contromandrino Reversible sub/main spindle side Umkehrbare Spindel-seite/ Gegenspindel-seite	Lubrificazione est. Ext. coolant Aussenkuehlung	CHIAVI NON INCLUSE Keys not included Schlüssel nicht einbegriffen		
BGL0193225	ER32+ER25	1:1	6000	50Nm	X	X	CHSTER32	CHSTER25	OKU0650004 * NEW

- Chiave inclusa
- Key included
- Schlüssel inbegriffen

BIGLIA
 MOD: B301/445/470/501(Y-S)/510/545/550/565/650/658/1200
 MODULO MOTORIZZATO ASSIALE BISPORGENTE H=70mm
 Axial opposite face twin driven tool H=70mm
 Axial angetriebenes Werkzeug halb vorspringend H=70mm



M.T. srl
 Via Casino Albini 480
 Tel. 0541/956034-957884
 Fax 0541/956341
 47842 S. GIOVANNI IN M. (RN)
 e-mail: mtma@mtmarchetti.com
 http://www.mtmarchetti.com

PRODUZIONE MODULI ROTANTI

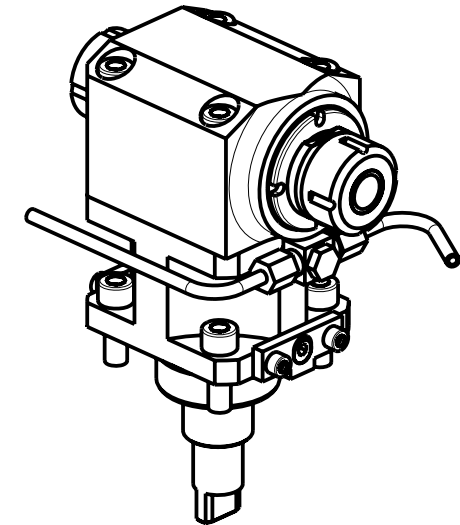
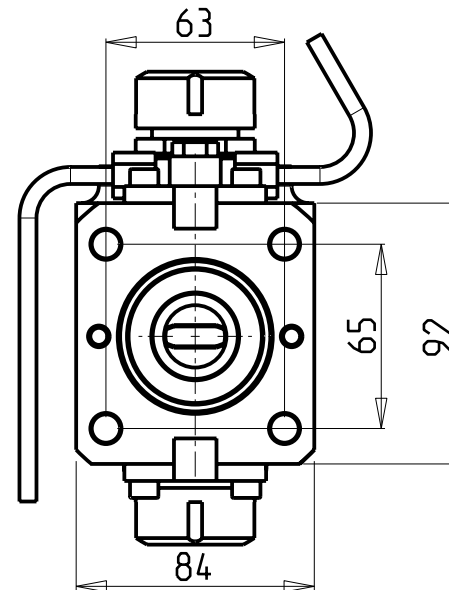
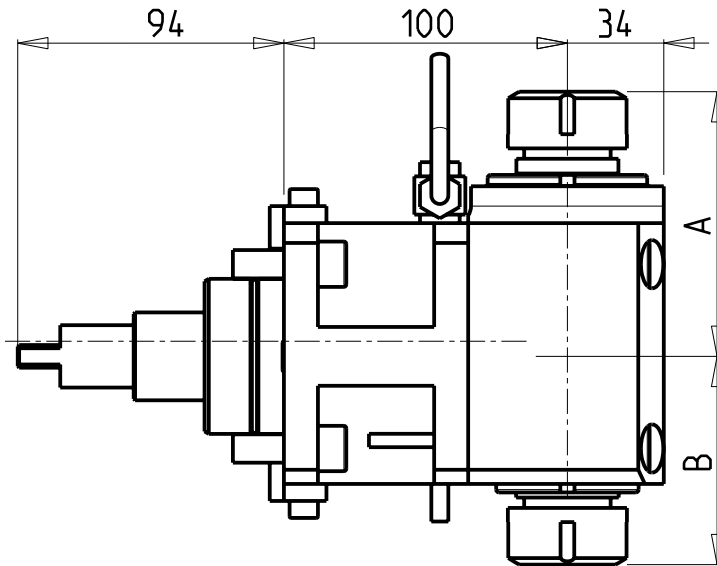
PAGINA BGL240-1-11

ATTENZIONE - ATTENTION - ACHTUNG

- FINO AD ESAURIMENTO SCORTE
- clearance sale
- solange vorrat

ATTENZIONE - ATTENTION - ACHTUNG

- Per lo smontaggio degli utensili utilizzare sempre la chiave di contrasto come indicato nel manuale d'uso.
- For disassembly of the tools use always the contrast key as mentioned in the user instructions.
- Fuer das Abmontieren der Werkzeuge immer den Gegenschlüssel benutzen wie in der Bedienungsanleitung erwäehnt.



Cod. MT	Cod. BIGLIA	Mandrino Spindle Spindel	I	RPM	Coppia Max Max Torque Max Drehmoment	Reversibile lato mandrino/contromandrino Reversible sub/main spindle side Umkehrbare Spindel-seite/ Gegenspindel-seite	Lubrificazione est. Ext. coolant Ausseukuehlung	A	B	CHIAVI NON INCLUSE Keys not included Schlüssel nicht einbegriffen	
0411025	-	ER25+ER25	1:1	6000	50Nm	X	X	93.36	73.46	CHSTER25	CHUB36+CHUB29
0411032	-	ER32+ER32	1:1	6000	50Nm	X	X	100.56	78.96	CHSTER32	CHUB36
0012516L	T134-00094	ER25+ER16	1:1	6000	50Nm	X	X	80.16	66	0100000	CHSTER25+CHMNER16

BIGLIA

MOD: B445/470/545/550/565/650/658/1200/446/465/745/765

MODULO MOTORIZZATO ASSIALE BISPORGENTE H=100mm

Axial opposite face twin driven tool H=100mm

Axial angetriebenes Werkzeug halb vorspringend H=100mm

M.T. srl

Via Casino Albini 480
Tel. 0541/956034-957884
Fax 0541/956341
47842 S. GIOVANNI IN M. (RN)
e-mail: mtma@mtmarchetti.com
http://www.mtmarchetti.com

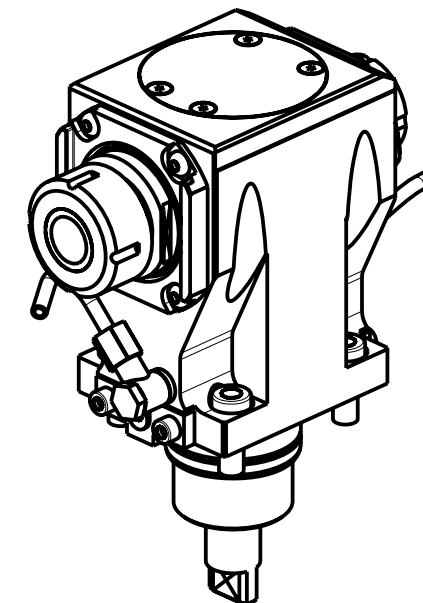
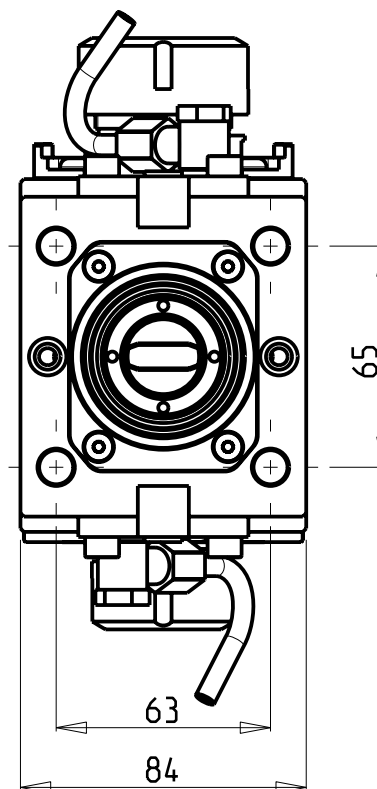
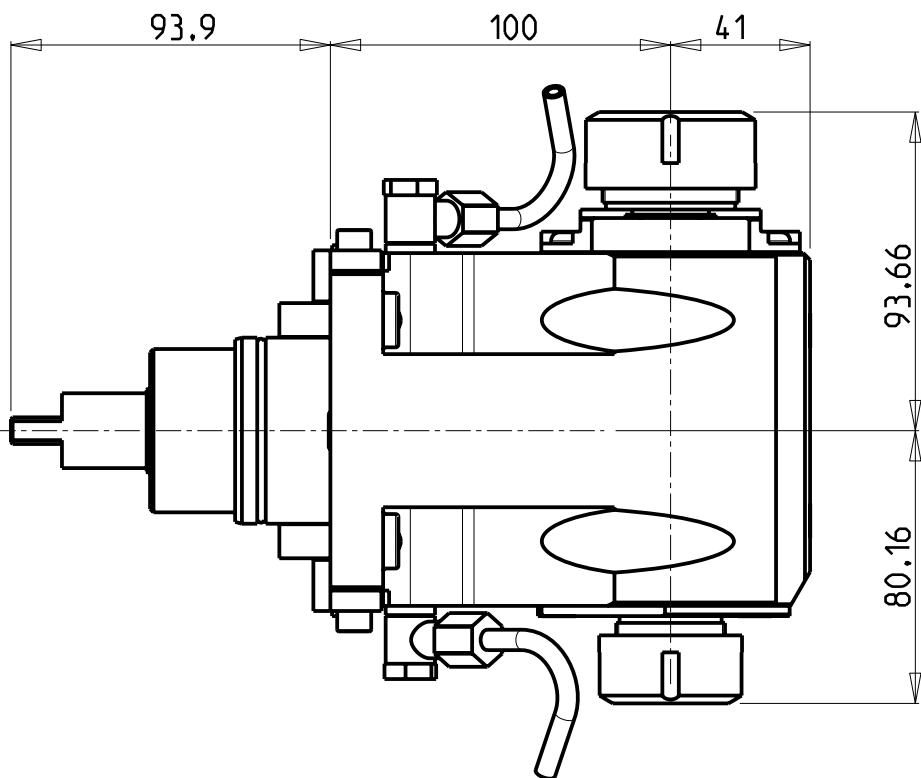
PRODUZIONE MODULI ROTANTI



PAGINA BGL240-1-20

ATTENZIONE - ATTENTION - ACHTUNG

- Per lo smontaggio degli utensili utilizzare sempre la chiave di contrasto come indicato nel manuale d'uso.
- For disassembly of the tools use always the contrast key as mentioned in the user instructions.
- Fuer das Abmontieren der Werkzeuge immer den Gegenschlüssel benutzen wie in der Bedienungsanleitung erwaeht.



Cod. MT	Mandrino Spindle Spindel	I	RPM	Coppia Max Max Torque Max Drehmoment	Reversibile lato mandrino/contromandrino Reversible sub/main spindle side Umkehrbare Spindelseite/ Gegenspindelseite	Lubrificazione est. Ext. coolant Aussenkuehlung	CHIAVI NON INCLUSE Keys not included Schlüssel nicht einbegriffen		
BGL0223225	ER32+ER25	1:1	6000	50Nm	X	X	CHSTER32	CHSTER25	OKU0650004 * NEW


- Chiave inclusa
- Key included
- Schlüssel inbegriffen

BIGLIA
 MOD: B445/470/545/550/565/650/658/1200/446/465/745/765
 MODULO MOTORIZZATO ASSIALE BISPORGENTE H=100mm
 Axial opposite face twin driven tool H=100mm
 Axial angetriebenes Werkzeug halb vorspringend H=100mm

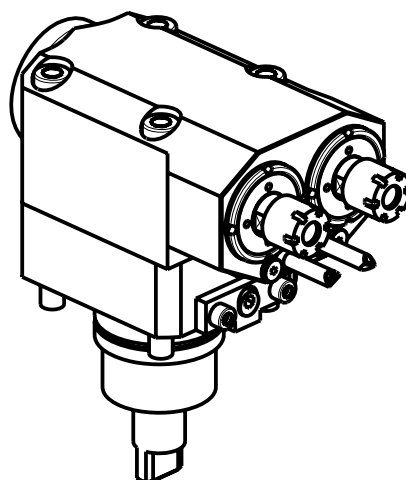
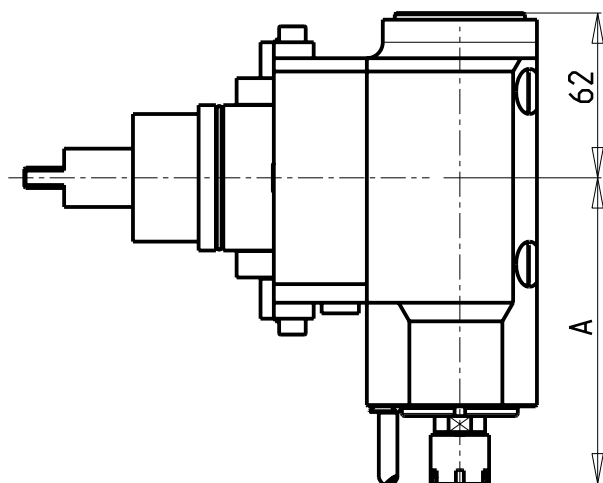
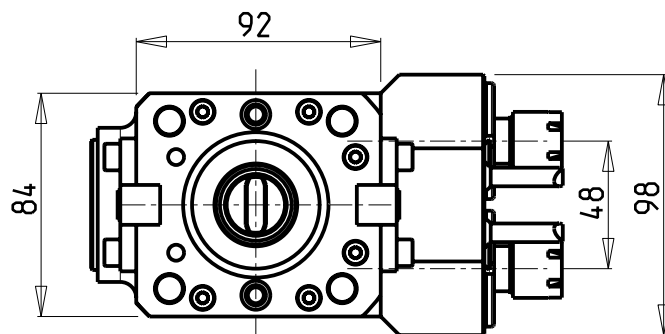
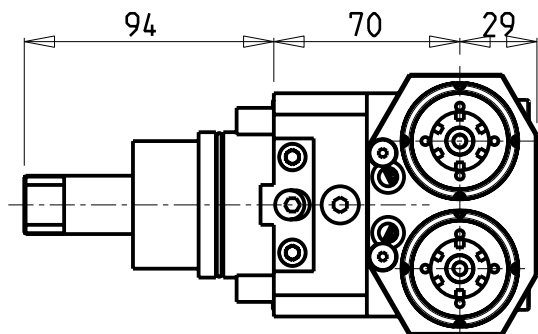


M.T. srl
 Via Casino Albini 480
 Tel. 0541/956034-957884
 Fax 0541/956341
 47842 S. GIOVANNI IN M. (RN)
 e-mail: mtma@mtmarchetti.com
 http://www.mtmarchetti.com

PRODUZIONE MODULI ROTANTI



PAGINA BGL240-1-21



ATTENZIONE - ATTENTION - ACHTUNG

- Per lo smontaggio degli utensili utilizzare sempre la chiave di contrasto come indicato nel manuale d'uso.
- For disassembly of the tools use always the contrast key as mentioned in the user instructions.
- Fuer das Abmontieren der Werkzeuge immer den Gegenschlüssel benutzen wie in der Bedienungsanleitung erwäehnt.

ATTENZIONE - ATTENTION - ACHTUNG

- Su macchine B545, B550, B565 non arriva in centro mandrino
- On machines B545, B550, B565 tool does not get to the centre of the spindle axis.
- Auf Maschinen B545, B550, B565 erreicht das Werkzeug nicht die Mitte der Werkzeug-Achse.

Cod. MT	Mandrino Spindle Spindel	I	RPM	Coppia Max Max Torque Max Drehmoment	Reversibile lato mandrino/contromandrino Reversible sub/main spindle side Umkehrbare Spindel-seite/ Gegenspindel-seite	Lubrificazione est. Ext. coolant Aussenkuehlung	A	CHIAVI NON INCLUSE Keys not included Schlüssel nicht einbegriffen	
0400016x2	ER16	1:1	6000	30Nm	X	X	115.15	CHMNER16	CHUB17
0400025x2	ER25	1:1	6000	30Nm	X	X	115.61	CHSTER25	MNL0210007

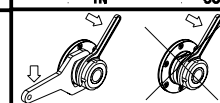
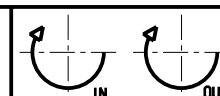
BIGLIA

MOD: B301/445/470/501(Y-S)/510/545/550/565/650/658/1200

MODULO MOTORIZZATO ASSIALE 2 USCITE IN Y H=70mm

Axial single side twin head driven tool in Y H=70mm

Axial angetriebenes Werkzeug 2 Ausgänge in Y H=70mm



M.T. srl

Via Casino Albini 480
Tel. 0541/956034-957884

Fax 0541/956341

47842 S. GIOVANNI IN M. (RN)

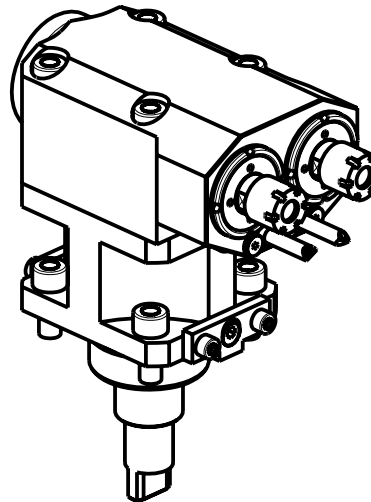
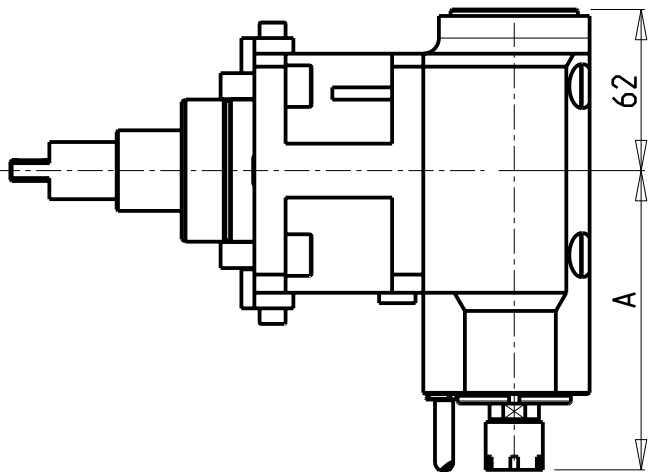
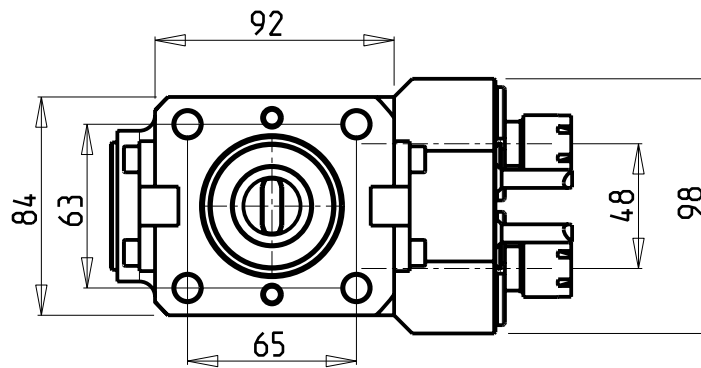
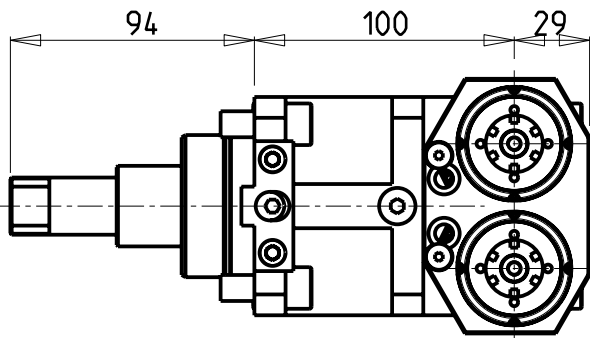
e-mail: mtma@mtmarchetti.com

http://www.mtmarchetti.com

PRODUZIONE MODULI ROTANTI



PAGINA BGL260-1-10



ATTENZIONE - ATTENTION - ACHTUNG

- Per lo smontaggio degli utensili utilizzare sempre la chiave di contrasto come indicato nel manuale d'uso.
- For disassembly of the tools use always the contrast key as mentioned in the user instructions.
- Fuer das Abmontieren der Werkzeuge immer den Gegenschlüssel benutzen wie in der Bedienungsanleitung erwäehnt.

Cod. MT	Mandrino Spindle Spindel	I	RPM	Coppia Max Max Torque Max Drehmoment	Reversibile lato mandrino/contromandrino Reversible sub/main spindle side Umkehrbare Spindel-seite/ Gegenspindel-seite	Lubrificazione est. Ext. coolant Aussenkuehlung	A	CHIAVI NON INCLUSE Keys not included Schluesssel nicht einbegriffen	
04.00016x2L	ER16	1:1	6000	30Nm	X	X	115.15	CHMNER16	CHUB17
04.00025x2L	ER25	1:1	6000	30Nm	X	X	115.61	CHSTER25	MNL0210007

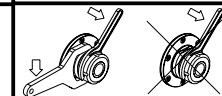
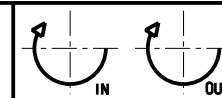
BIGLIA

MOD: B445/470/545/550/565/650/658/1200/446/465/745/765

MODULO MOTORIZZATO ASSIALE 2 USCITE IN Y H=100mm

Axial single side twin head driven tool in Y H=100mm

Axial angetriebenes Werkzeug 2 Ausgänge in Y H=100mm



M.T. srl

Via Casino Albini 480
Tel. 0541/956034-957884

Fax 0541/956341

47842 S. GIOVANNI IN M. (RN)

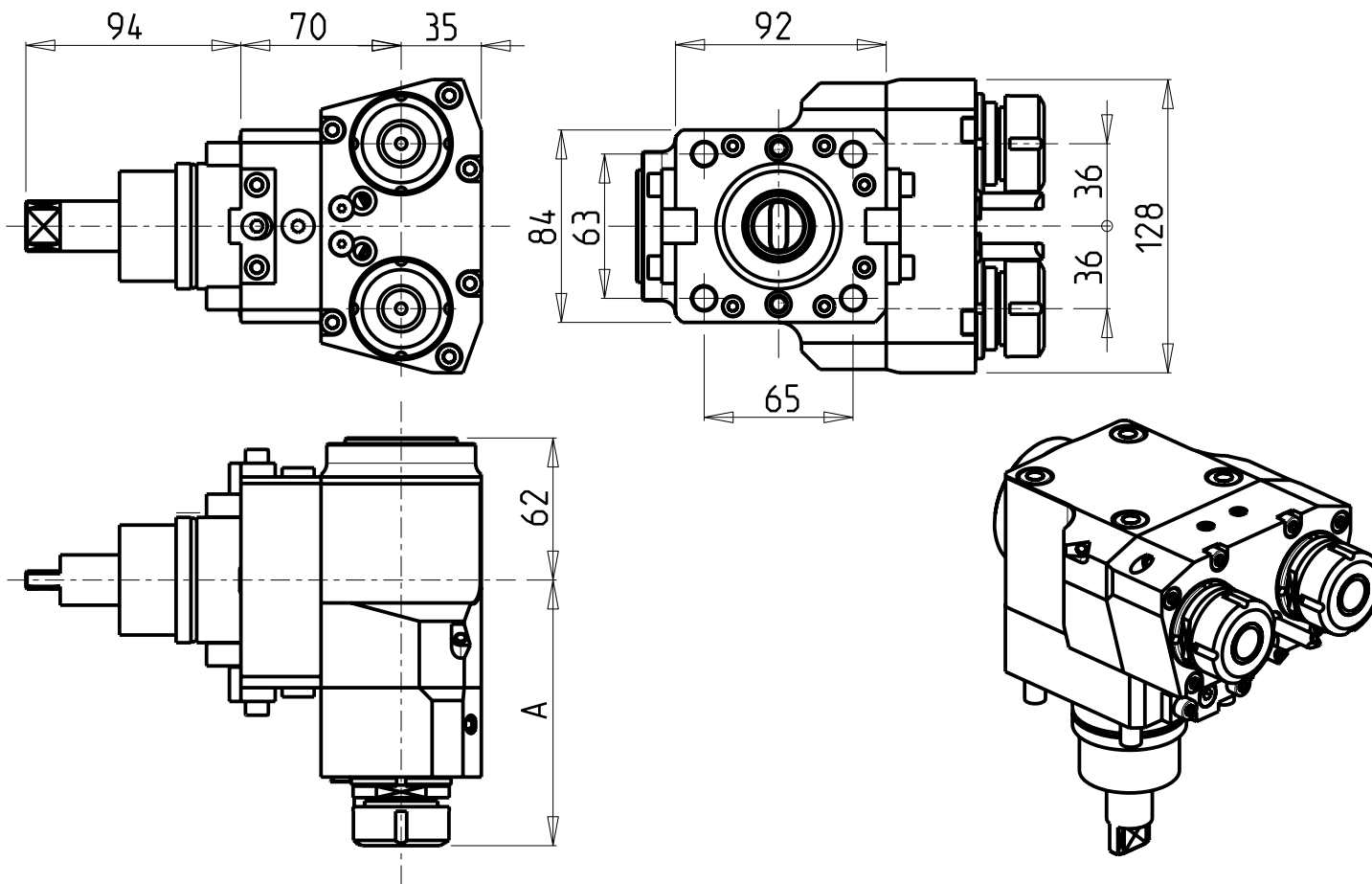
e-mail: mtma@mtmarchetti.com

http://www.mtmarchetti.com

PRODUZIONE MODULI ROTANTI



PAGINA BGL260-1-20



ATTENZIONE - ATTENTION - ACHTUNG

- Per lo smontaggio degli utensili utilizzare sempre la chiave di contrasto come indicato nel manuale d'uso.
- For disassembly of the tools use always the contrast key as mentioned in the user instructions.
- Fuer das Abmontieren der Werkzeuge immer den Gegenschlüssel benutzen wie in der Bedienungsanleitung erwäehnt.

ATTENZIONE - ATTENTION - ACHTUNG

- Su macchine B545, B550, B565 non arriva in centro mandrino
- On machines B545, B550, B565 tool does not get to the centre of the spindle axis.
- Auf Maschinen B545, B550, B565 erreicht das Werkzeug nicht die Mitte der Werkzeug-Achse.

Cod. MT	Mandrino Spindle Spindel	I	RPM	Coppia Max Max Torque Max Drehmoment	Reversibile lato mandrino/contromandrino Reversible sub/main spindle side Umkehrbare Spindel-seite/ Gegenspindel-seite	Lubrificazione est. Ext. coolant Aussenkuehlung	A	CHIAVI NON INCLUSE Keys not included Schlüssel nicht einbegriffen	
								CHMNER16	CHUB17
BGL0280216	ER16	1:2	12000	20Nm	X	X	115	CHMNER16	CHUB17
BGL0280225	ER25	1:2	12000	20Nm	X	X	115.96	CHSTER25	CHUB36

NEW

NEW

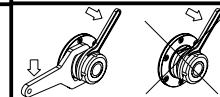
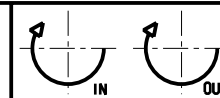
BIGLIA

MOD: B301/445/470/501(Y-S)/510/545/550/565/650/658/1200

MODULO MOTORIZZATO ASSIALE 2 USCITE IN Y MOLTIPLICATO I=1:2 H=70mm

Axial geared-up I=1:2 single side twin head driven tool in Y H=70mm

Axial angetriebenes Werkzeug 2 Ausgänge in Y uebersetzt I=1:2 H=70mm



M.T. srl

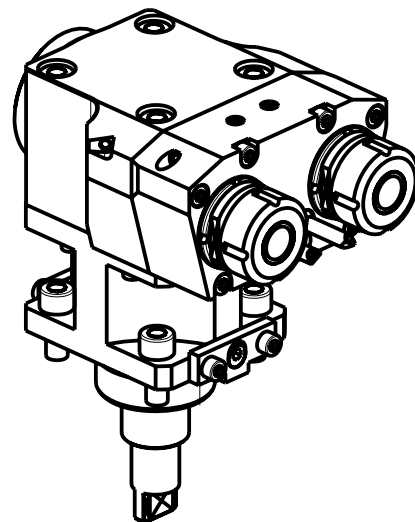
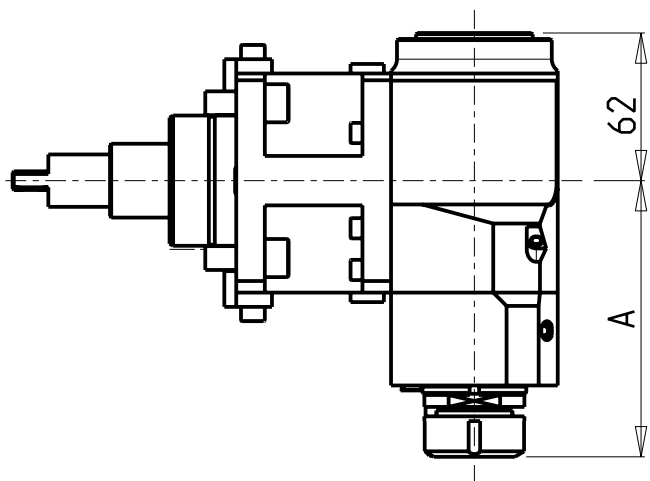
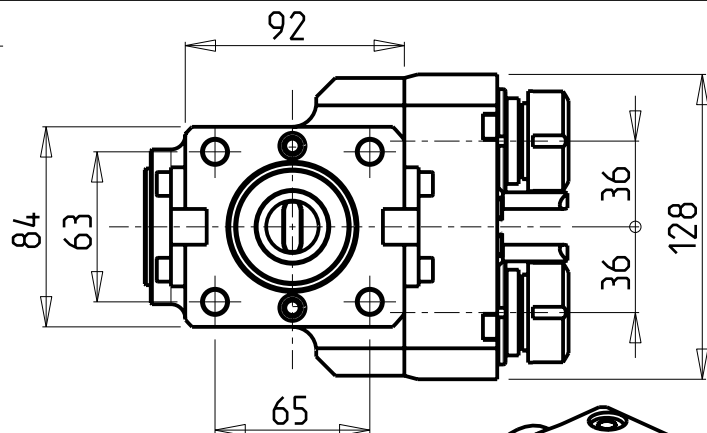
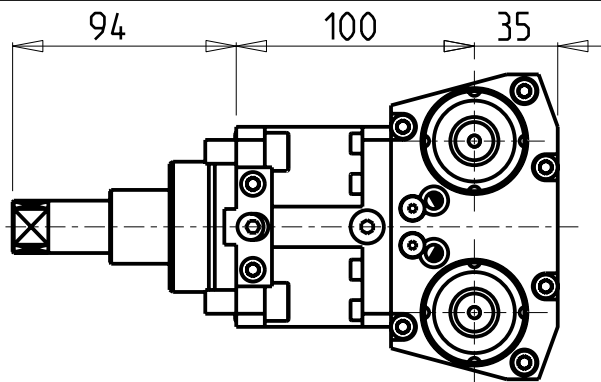
Via Casino Albini 480
Tel. 0541/956034-957884
Fax 0541/956341

47842 S. GIOVANNI IN M. (RN)
e-mail: mtma@mtmarchetti.com
http://www.mtmarchetti.com

PRODUZIONE MODULI ROTANTI



PAGINA BGL261-1-10



ATTENZIONE - ATTENTION - ACHTUNG

- Per lo smontaggio degli utensili utilizzare sempre la chiave di contrasto come indicato nel manuale d'uso.
- For disassembly of the tools use always the contrast key as mentioned in the user instructions.
- Fuer das Abmontieren der Werkzeuge immer den Gegenschlüssel benutzen wie in der Bedienungsanleitung erwäehnt.

ATTENZIONE - ATTENTION - ACHTUNG

- Su macchine B545, B550, B565 non arriva in centro mandrino
- On machines B545, B550, B565 tool does not get to the centre of the spindle axis.
- Auf Maschinen B545, B550, B565 erreicht das Werkzeug nicht die Mitte der Werkzeug-Achse.

Cod. MT	Mandrino Spindle Spindel	I	RPM	Coppia Max Max Torque Max Drehmoment	Reversibile lato mandrino/contromandrino Reversible sub/main spindle side Umkehrbare Spindel-seite/ Gegenspindel-seite	Lubrificazione est. Ext. coolant Aussenkuehlung	A	CHIAVI NON INCLUSE Keys not included Schlüssel nicht einbegriffen	
								CHMNER16	CHUB17
BGL0281216	ER16	1:2	12000	20Nm	X	X	115	CHMNER16	CHUB17
BGL0281225	ER25	1:2	12000	20Nm	X	X	115.96	CHSTER25	CHUB36

NEW

NEW

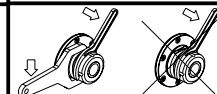
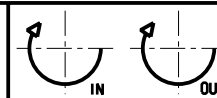
BIGLIA

MOD: B301/445/470/501(Y-S)/510/545/550/565/650/658/1200

MODULO MOTORIZZATO ASSIALE 2 USCITE IN Y MOLTIPLICATO I=1:2 H=100mm

Axial geared-up I=1:2 single side twin head driven tool in Y H=100mm

Axial angetriebenes Werkzeug 2 Ausgänge in Y uebersetzt I=1:2 H=100mm



M.T. srl

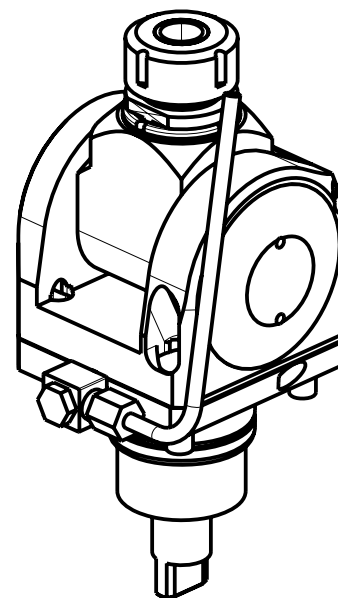
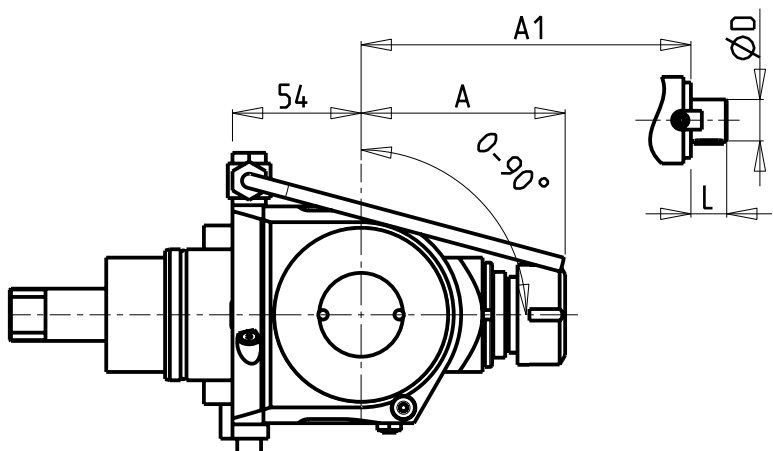
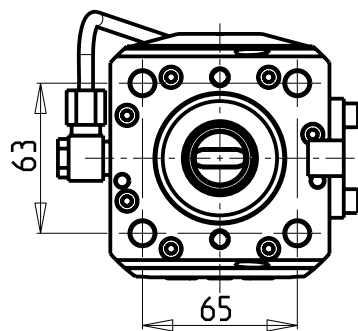
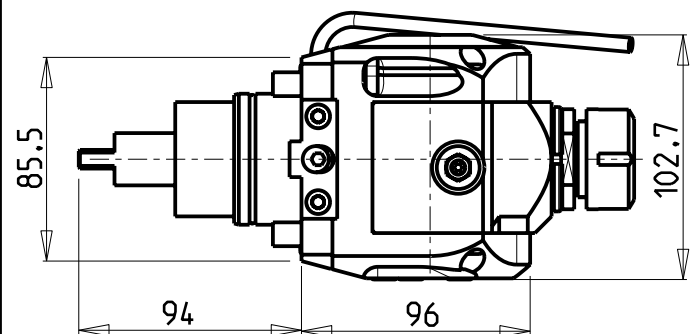
Via Casino Albini 480
Tel. 0541/956034-957884
Fax 0541/956341

47842 S. GIOVANNI IN M. (RN)
e-mail: mtma@mtmarchetti.com
http://www.mtmarchetti.com

PRODUZIONE MODULI ROTANTI



PAGINA BGL261-1-20



ATTENZIONE - ATTENTION - ACHTUNG

-Su macchine B545/550/565/446/465/745/765 non arriva in centro mandrino

-On machines B545/550/565/446/465/745/765 tool does not get to the centre of the spindle axis.

-Auf Maschinen B545/550/565/446/465/745/765 erreicht das Werkzeug nicht die Mitte der Werkzeug-Achse.

ATTENZIONE - ATTENTION - ACHTUNG

- Verificare la tabella sottostante per possibile interferenza su alcuni modelli di macchine

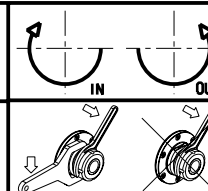
- Please check the table below for possible interferences on some machine models

- Die untenstehende tabelle unbedingt auf eventuelle interferenzen auf einigen maschinen modellen überprüfen

Cod. MT	Cod. BIGLIA	Mandrino Spindle Spindel	I	RPM	Coppia Max Max Torque Max Drehmoment	Reversibile lato mandrino/contromandrino Reversible sub/main spindle side Umkehrbare Spindel-seite/ Gegenspindel-seite	Lubrificazione est. Ext. coolant Ausseinkuehlung	A	A1	D	L	CHIAVI INCLUSE Keys included Schluessel inbegriffen		
0200020	T134-00057	ER20	1:1	6000	40Nm	X	X	84.16	-	-	-	CHSTER20	CHUB36	CHESL08
0200025	-	ER25	1:1	6000	40Nm	X	X	85.66	-	-	-	CHSTER25	CHUB36	CHESL08
0201617	-	Ø16x17	1:1	6000	40Nm	X	X	-	65	16	17	CH_VTCROCE_M08	CHUB36	CHESL08
0202219	-	Ø22x19	1:1	6000	40Nm	X	X	-	66	22	19	CH_VTCROCE_M10	CHUB36	CHESL08
0201905	-	Ø3/4"x3/4"	1:1	6000	40Nm	X	X	-	65	3/4"	3/4"	CH_VTCROCE_M12	CHUB36	CHESL08

BIGLIA
MOD: B301/445/470/501(Y-S)/510/545/550/565/650/658/1200/446/465/745/765

MODULO MOTORIZZATO ORIENTABILE 0-90°
0-90° adjustable angle driven tool
Angetriebenes Werkzeug schwenkbar 0-90°



M.T. srl

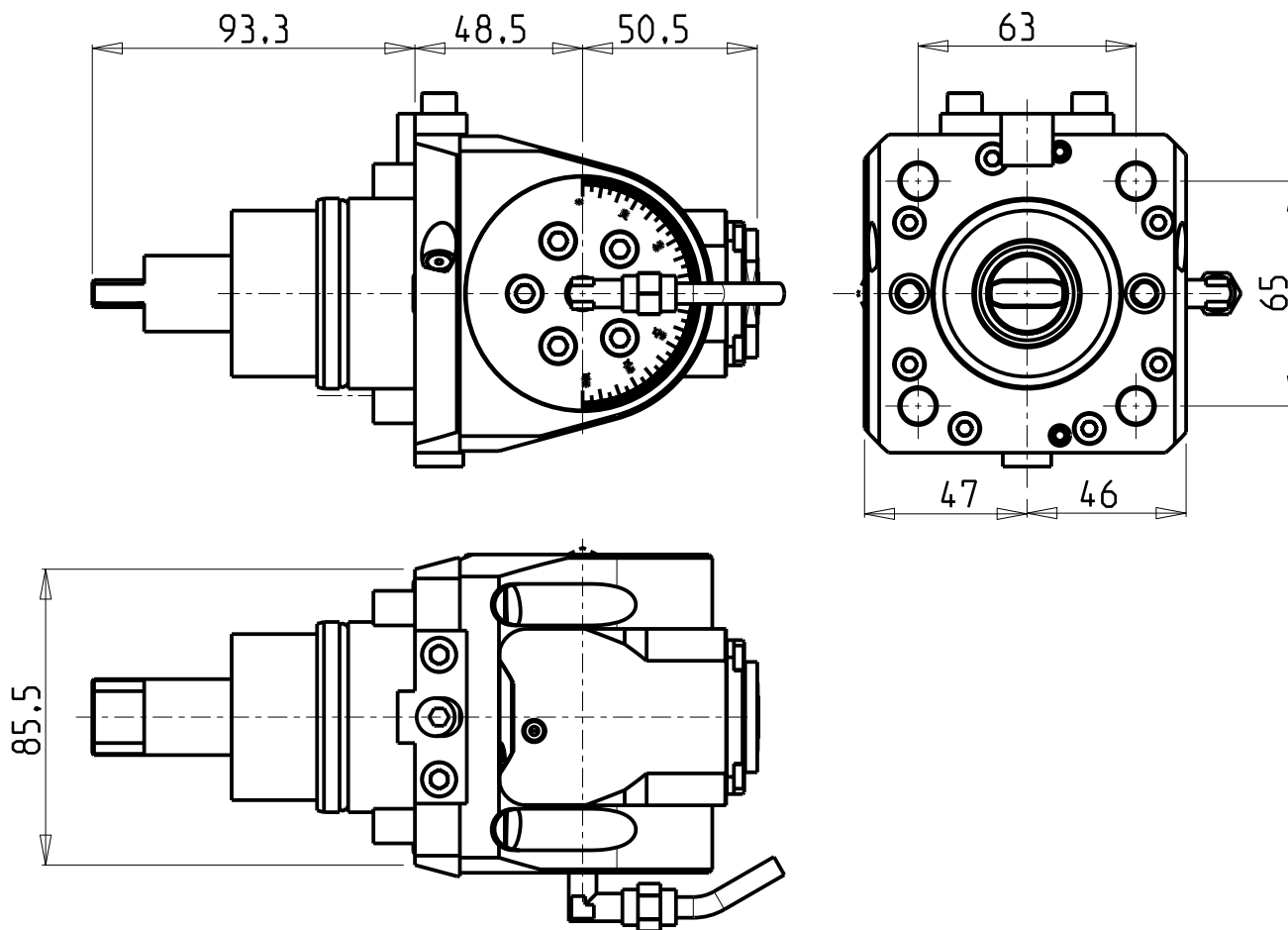
Via Casino Albini 480
Tel. 0541/956034-957884
Fax 0541/956341

47842 S. GIOVANNI IN M. (RN)
e-mail: mtma@mtmarchetti.com
http://www.mtmarchetti.com

PRODUZIONE MODULI ROTANTI

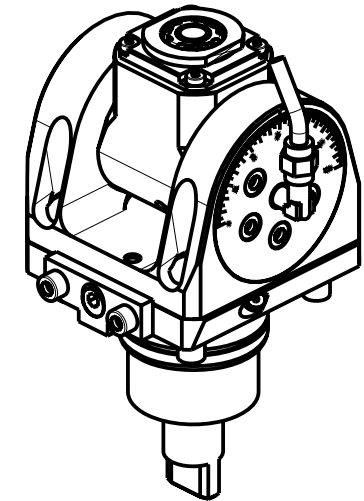


PAGINA BGL330-1-00



ATTENZIONE - ATTENTION - ACHTUNG

- Con l'utensile orientato a 0° o 180°, non è possibile eseguire lavorazioni a centro-pezzo!
- It is not possible to make machining operations at the center of the part with tool oriented at 0° or at 180°
- Mit einem Werkzeug um 0° oder 180° orientiert, ist es nicht möglich, Verarbeitung von der Werkzeug-Mitte auszuführen.

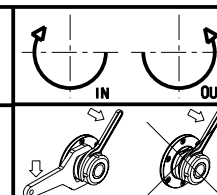


Cod. MT	Mandrino Spindle Spindel	I	RPM	Coppia Max Max Torque Max Drehmoment	Reversibile lato mandrino/contromandrino Reversible sub/main spindle side Umkehrbare Spindel-seite/ Gegen-spindel-seite	Lubrificazione int. Coolant through Innenkuehlung	Lubrificazione est. Ext. coolant Aussenkuehlung	CHIAVI INCLUSE Keys included Schlüssel inbegriffen			
								CHUB22	CHUB36	CHESL08	CHTAER20ZC
BGL0150120	ERA20	1:1	6000	30Nm	X		X	CHUB22	CHUB36	CHESL08	CHTAER20ZC
BGL0150220	ERA20	1:1	6000	30Nm	X	P=70bar	X	CHUB22	CHUB36	CHESL07	CHTAER20ZC

NEW

BIGLIA
 MOD: B301/445/470/501(Y-S)/510/545/550/565/650/658/1200/446/465/745/765

MODULO MOTORIZZATO ORIENTABILE ±90°
 ±90° adjustable angle driven tool
 Angetriebenes Werkzeug schwenkbar ±90°

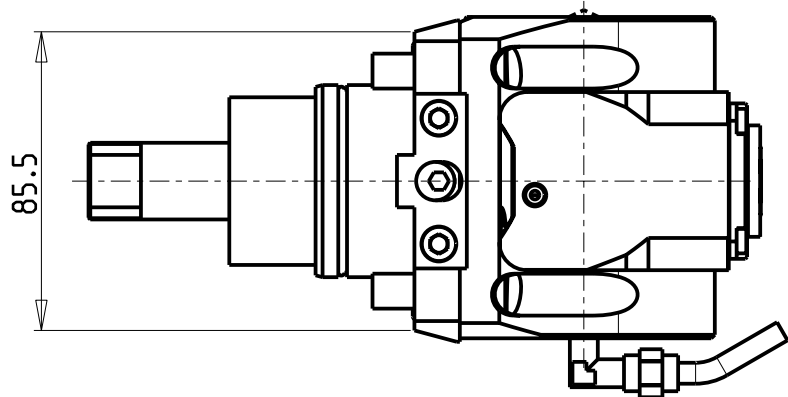
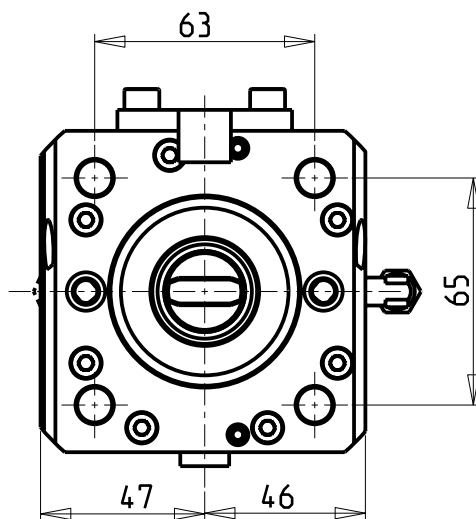
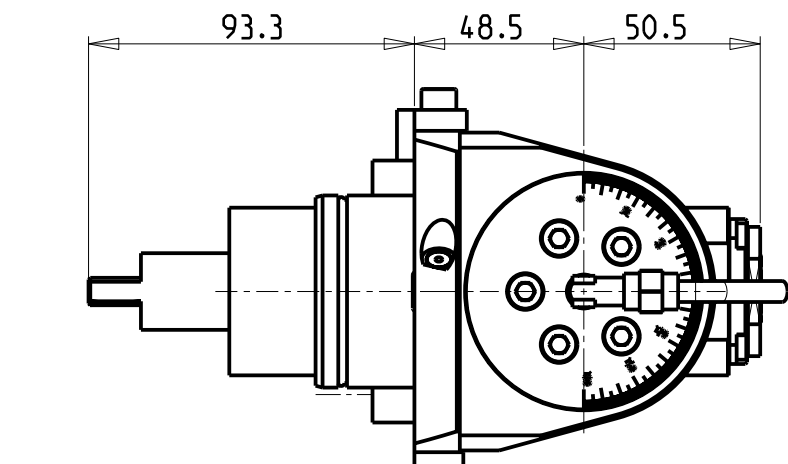


M.T. srl
 Via Casino Albini 480
 Tel. 0541/956034-957884
 Fax 0541/956341
 47842 S. GIOVANNI IN M. (RN)
 e-mail: mtma@mtmarchetti.com
 http://www.mtmarchetti.com

PRODUZIONE MODULI ROTANTI

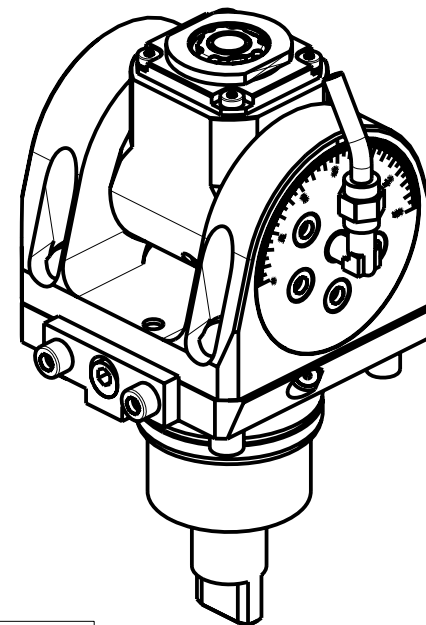


PAGINA BGL335-1-00



ATTENZIONE - ATTENTION - ACHTUNG

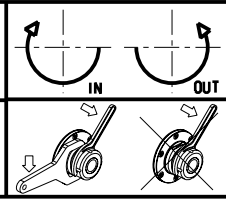
- Per lo smontaggio degli utensili utilizzare sempre la chiave di contrasto come indicato nel manuale d'uso.
- For disassembly of the tools use always the contrast key as mentioned in the user instructions.
- Fuer das Abmontieren der Werkzeuge immer den Gegenschlüssel benutzen wie in der Bedienungsanleitung erwäehnt.



Cod. MT	Mandrino Spindle Spindel	I	RPM	Coppia Max Max Torque Max Drehmoment	Lubrificazione int. Coolant through Innenkuehlung	Lubrificazione est. Ext. coolant Aussenkuehlung	CHIAVI INCLUSE Keys included Schluesssel inbegriffen			
BGL0150316	ERA16	1:2	12000	8Nm		X	CHUB19_SP3	CHUB32	CHTAER16ZC	CHESL07
BGL0150416	ERA16	1:2	12000	8Nm	P=70bar	X	CHUB19_SP3	CHUB32	CHTAER16ZC	CHESL07

BIGLIA
 MOD: B301/445/470/501(Y-S)/510/545/550/565/650/658/1200/446/465/745/765

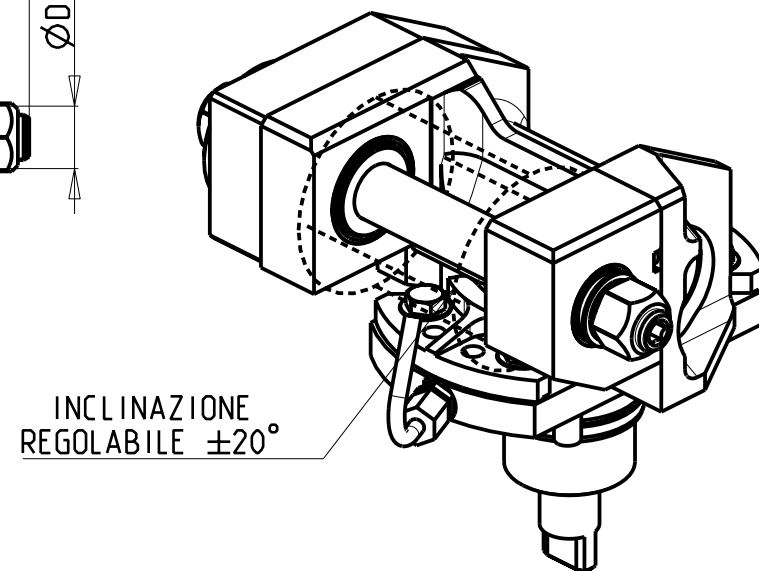
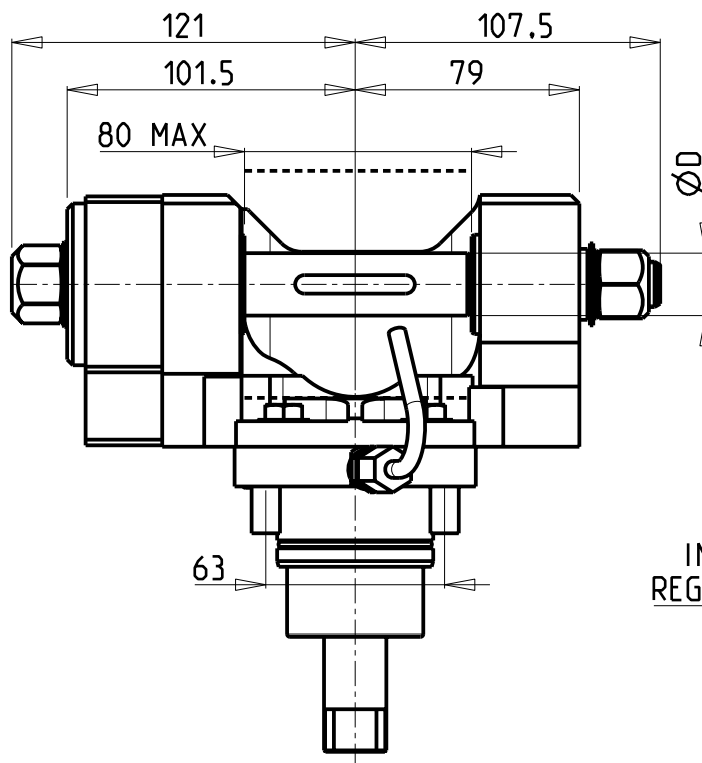
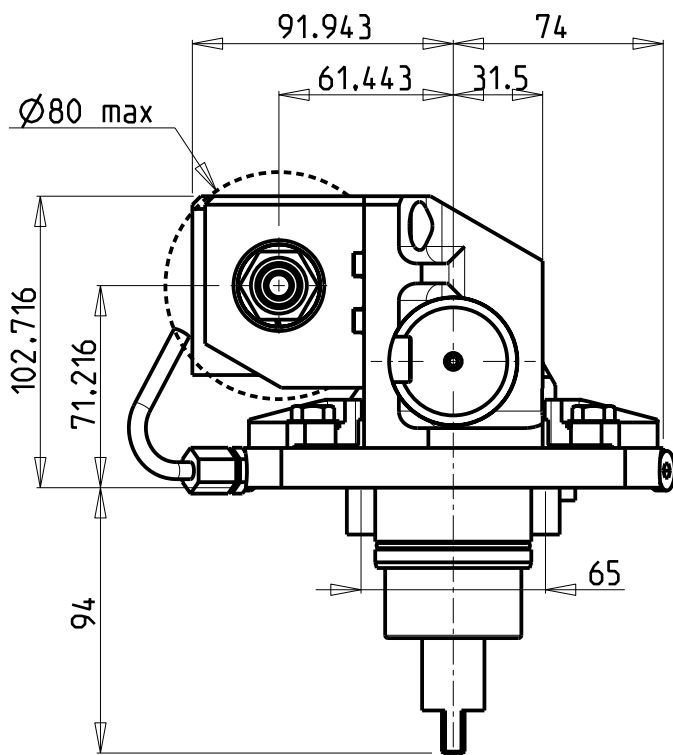
MODULO MOTORIZZATO ORIENTABILE +/-90° MOLTIPLICATO I=1:2
 +/-90° adjustable angle driven tool geared-up I=1:2
 Angetriebenes Werkzeug schwenkbar +/-90° uebersetzt I=1:2



M.T. srl
 Via Casino Albini 480
 Tel. 0541/956034-957884
 Fax 0541/956341
 47842 S. GIOVANNI IN M. (RN)
 e-mail: mtma@mtmarchetti.com
 http://www.mtmarchetti.com

PRODUZIONE MODULI ROTANTI

PAGINA BGL336-1-00



DOTAZIONI - SUPPLIED WITH - AUSSTATTUNG

mm / inch

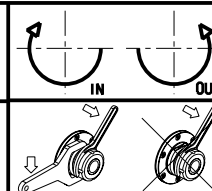
- N°1 ALBERO + DISTANZIALI
- N°1 SHAFT + SPACER
- N°1 DORN + ABSTANDSSTUECK

PER ALBERI E DISTANZIALI VEDI PAG. TBL250-1-00
 FOR SHAFT END SPACER SEE PAGE TBL250-1-00
 FUER DORN UND ABSTANDSSTUECK SEITE TBL250-1-00

Cod. MT	Cod. BIGLIA	I	RPM max	Coppia Max Max Torque Max Drehmoment	Lubrificazione est. Ext. coolant Aussenkuehlung	D (mm)	D (Inch)	CHIAVI INCLUSE Keys included Schluessel inbegriffen		
								CHUB24	CHUB13	CHESL08
0101100	-	1:1	6000	60Nm	X	16-22-27-32	3/4"-1"-1 1/4"	CHUB24	CHUB13	CHESL08
0102100	10.57.66.00	2:1	3000	80Nm	X	16-22-27-32	3/4"-1"-1 1/4"	CHUB24	CHUB13	CHESL08

BIGLIA
 MOD: B301/445/470/501(Y-S)/510/545/550/565/650/658/1200/446/465/745/765

MODULO MOTORIZZATO PORTACREATORE
 Driven gear hobber
 Angetriebenes Zahnradwaelzfraes-Werkzeug

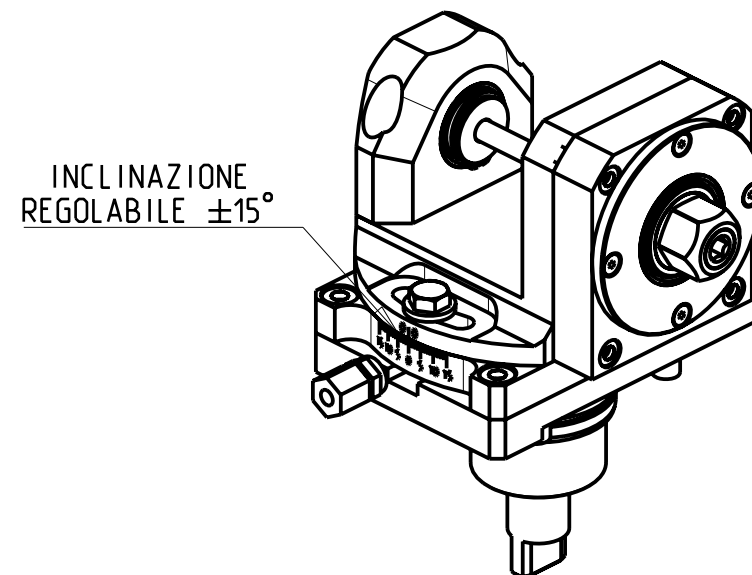
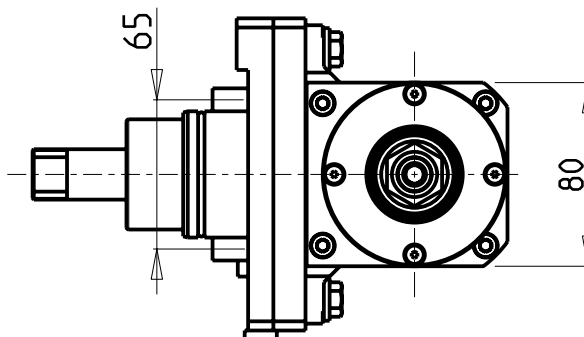
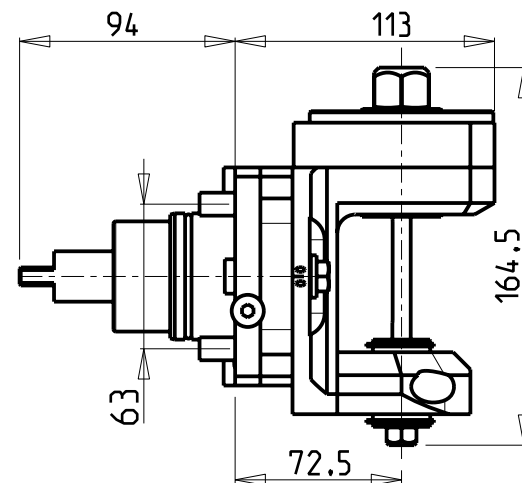
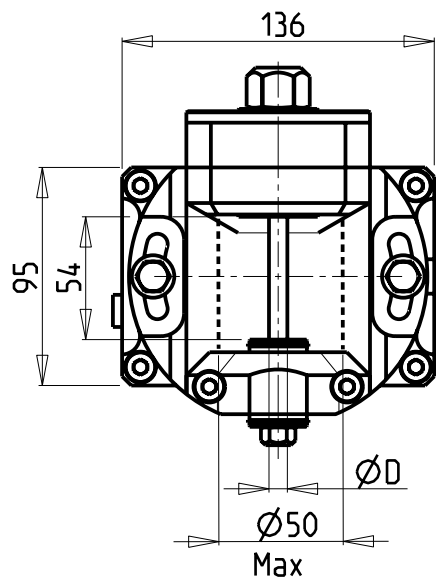


M.T. srl
 Via Casino Albini 480
 Tel. 0541/956034-957884
 Fax 0541/956341
 47842 S. GIOVANNI IN M. (RN)
 e-mail: mtma@mtmarchetti.com
 http://www.mtmarchetti.com

PRODUZIONE MODULI ROTANTI



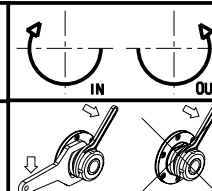
PAGINA BGL340-1-00




Cod. MT	i	RPM max	Coppia Max Max Torque Max Drehmoment	Lubrificazione est. Ext. coolant Aussenkuehlung	D (mm)	CHIAVI INCLUSE Keys included Schlüssel inbegriffen					
						C HUB24	C HUB13	C HESL04	C HESL07	C HESL08	
BGL0011108	1:1	6000	50Nm	X	8	C HUB24	C HUB13	C HESL04	C HESL07	C HESL08	
BGL0011110	1:1	6000	50Nm	X	10	C HUB24	C HUB17	C HUB13	C HESL07	C HESL05	C HESL08
BGL0011113	1:1	6000	50Nm	X	13	C HUB24	C HUB19	C HUB13	C HESL07	C HESL08	
BGL0011116	1:1	6000	50Nm	X	16	C HUB24	C HUB13	C HESL08	C HESL07		

BIGLIA
 MOD: B301/445/470/501(Y-S)/510/545/550/565/650/658/1200/446/465/745/765

MODULO MOTORIZZATO PORTACREATORE RADIALE
 Radial driven gear hobber
 Radial angetriebenes Zahnradwaelzfraes-Werkzeug



M.T. srl
 Via Casino Albini 480
 Tel. 0541/956034-957884
 Fax 0541/956341
 47842 S. GIOVANNI IN M. (RN)
 e-mail: mtma@mtmarchetti.com
 http://www.mtmarchetti.com



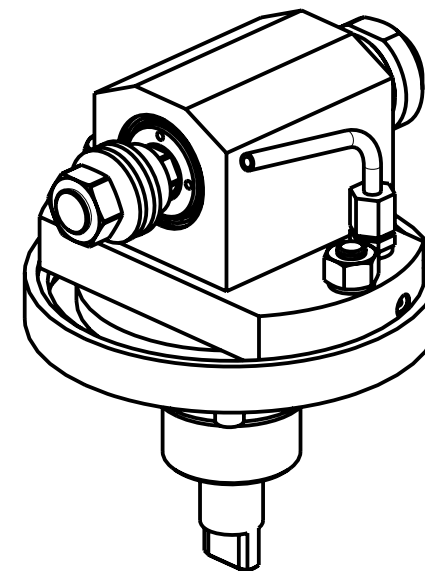
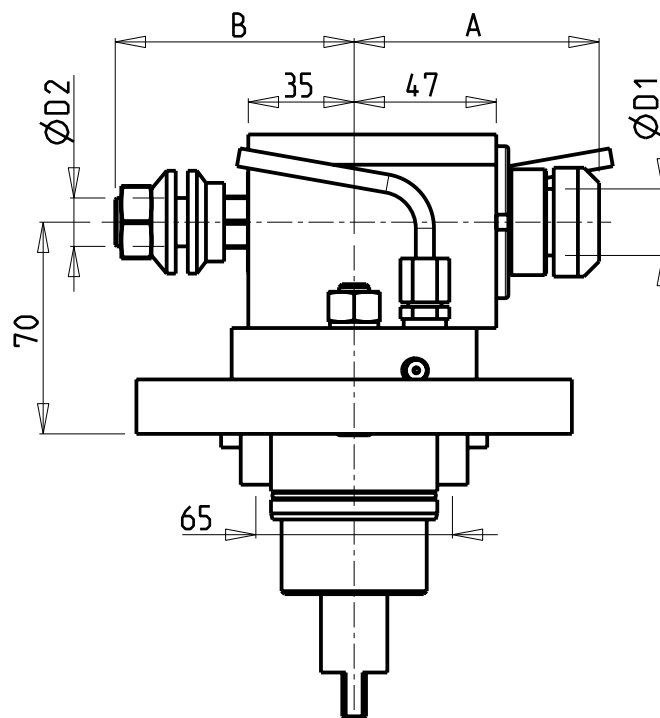
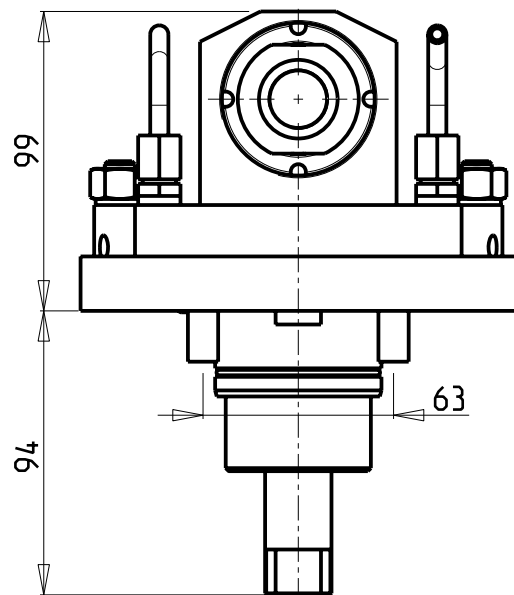
PAGINA BGL340-1-30

ATTENZIONE - ATTENTION - ACHTUNG

-Su macchine B545/550/565/446/465/745/765 non arriva in centro mandrino

-On machines B545/550/565/446/465/745/765 tool does not get to the centre of the spindle axis.

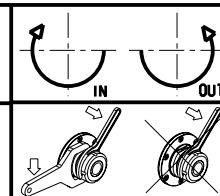
-Auf Maschinen B545/550/565/446/465/745/765 erreicht das Werkzeug nicht die Mitte der Werkzeug-Achse.



Cod. MT	Cod. BIGLIA	Mandrino Spindel	I	RPM	Coppia Max Max Torque Max Drehmoment	Lubrificazione est. Ext. coolant Aussekkuehlung	A	B	D1	D2	NOTA Note Note	CHIAVI INCLUSE Keys included Schluessel inbegriffen		
0062216	-	Ø22+Ø16	1:1	6000	50Nm	X	81	79	22	16	PORTAFRESA A DISCO MILLING CUTTER HOLDER DISK FLASHALTER	CHUB36	CHUB24+CHUB17	CHESL07
0060825	T134-00082	ER25	1:1	6000	50Nm	X	80.16	-	-	-		CHUB36	CHSTER25	CHESL07
0062516	-	ER25+ER16	1:1	6000	50Nm	X	80.16	66	-	-		CHUB36	CHSTER25+CHMNER16	CHESL07

BIGLIA
 MOD: B301/445/470/501(Y-S)/510/545/550/565/650/658/1200/446/465/745/765

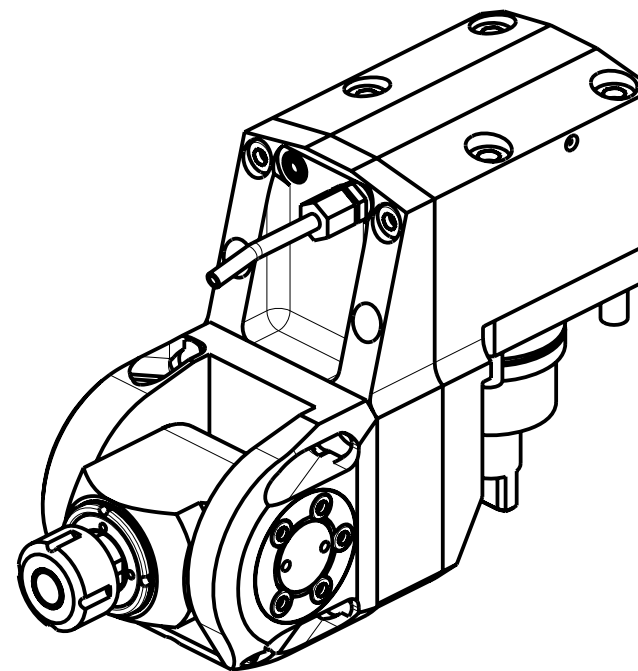
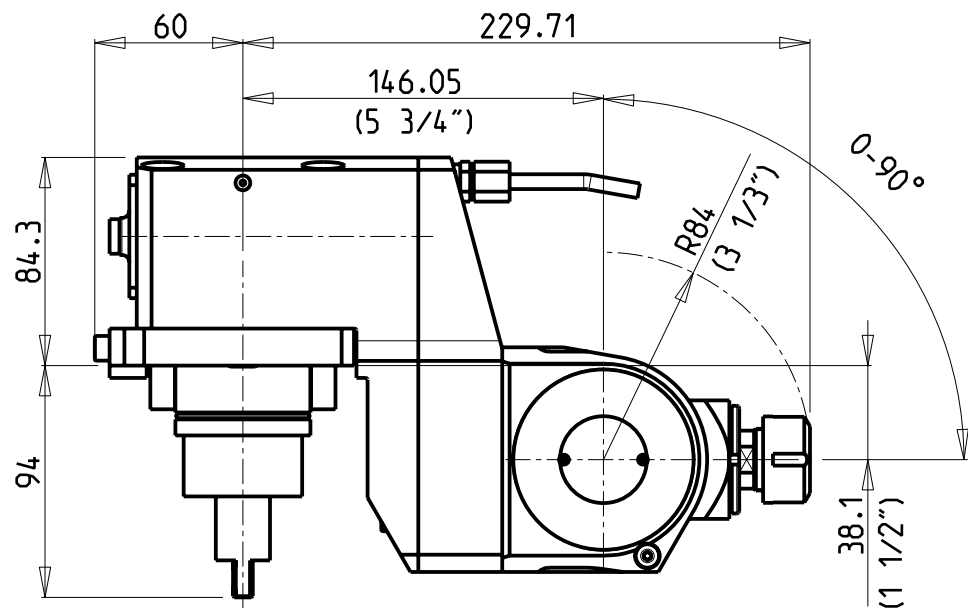
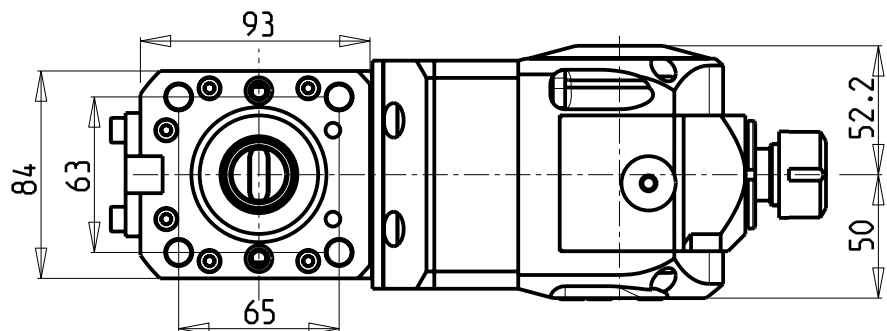
MODULO MOTORIZZATO ASSIALE ANGOLARE ±180°
 Axial ±180° adjustable angle driven tool
 Axial angetriebenes Werkzeug schwenkbar ±180°



M.T. srl
 Via Casino Albini 480
 Tel. 0541/956034-957884
 Fax 0541/956341
 47842 S. GIOVANNI IN M. (RN)
 e-mail: mtma@mtmarchetti.com
 http://www.mtmarchetti.com

PRODUZIONE MODULI ROTANTI

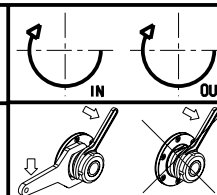
PAGINA BGL355-1-00



Cod. MT	Mandrino Spindle Spindel	I	RPM	Coppia Max Max Torque Max Drehmoment	Reversibile lato mandrino/contromandrino Reversible sub/main spindle side Umkehrbare Spindel-seite/ Gegenspindel-seite	Lubrificazione est. Ext. coolant Aussenkuehlung	CHIAVI INCLUSE Keys included Schlüssel inbegriffen
0450020	ER20	1:1	6000	40Nm	X	X	CHSTER20 MNLO210007

BIGLIA
 MOD: B301/445/470/501(Y-S)/510/545/550/565/650/658/1200/446/465/745/765

MODULO MOTORIZZATO ORIENTABILE 0-90° ARRETRATO
 0-90° adjustable angle rear-set driven tool
 Angetriebenes Werkzeug schwenkbar 0-90° zurueckversetzt



M.T. srl
 Via Casino Albini 480
 Tel. 0541/956034-957884
 Fax 0541/956341
 47842 S. GIOVANNI IN M. (RN)
 e-mail: mtma@mtmarchetti.com
 http://www.mtmarchetti.com

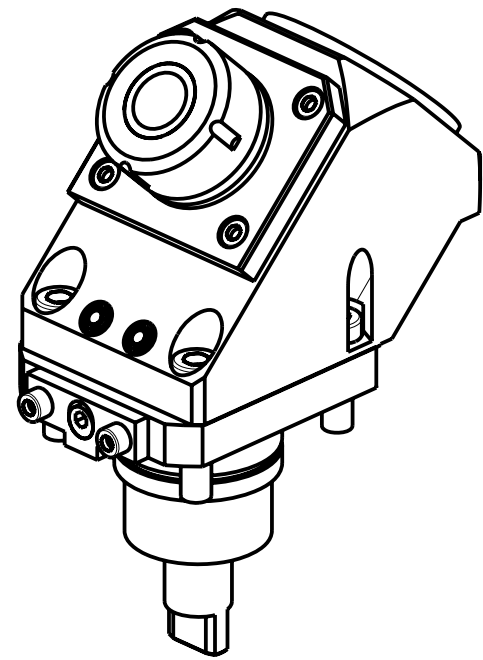
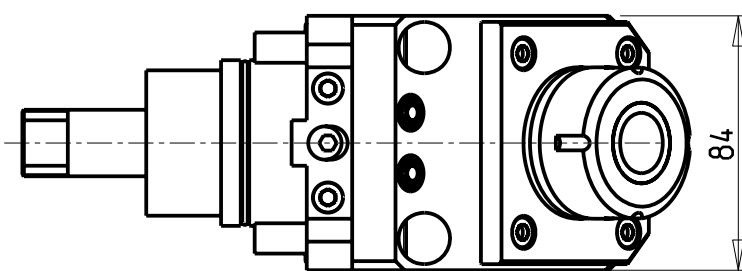
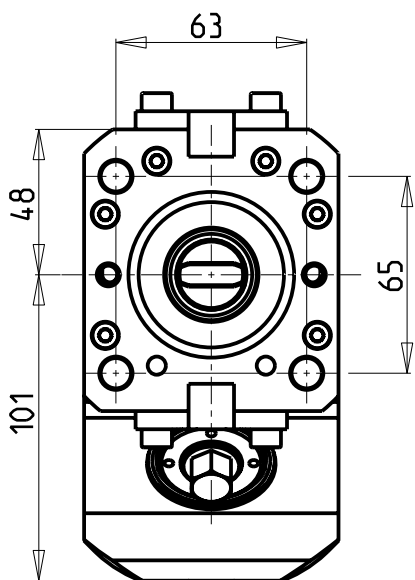
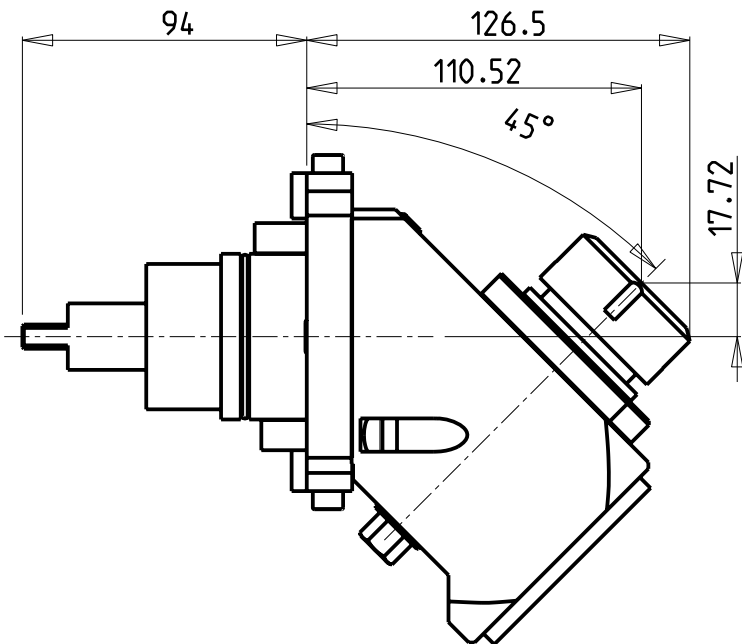
PRODUZIONE MODULI ROTANTI



PAGINA BGL356-1-00

ATTENZIONE - ATTENTION - ACHTUNG

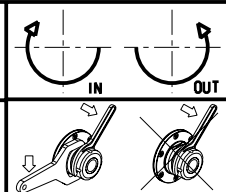
- VERIFICARE LE MISURE DI INGOMBRO PER POSSIBILE INTERFERENZA SU B650 ; B658 ; B1200
- Please check the overall sizes for possible interferences on B650 ; B658 ; B1200
- Bitte überprüfen sie das ausmass um mögliche interferenzen auf B650 ; B658 ; B1200 zu vermeiden



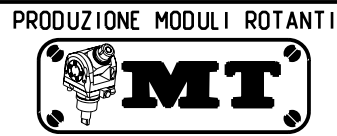
Cod. MT	Mandrino Spindle Spindel	I	RPM	Coppia Max Max Torque Max Drehmoment	Lubrificazione est. Ext. coolant Aussenkuehlung	CHIAVI NON INCLUSE Keys not included Schluessel nicht einbegriffen	
0230032	ER32	2:1	3000	70Nm	X	CHSTER32	CHUB13

BIGLIA
 MOD: B301/445/470/501(Y-S)/510/545/550/565/650/658/1200/446/465/745/765

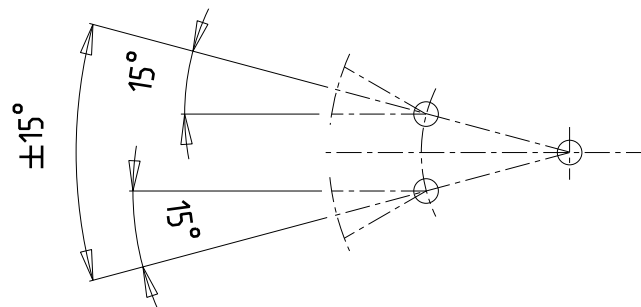
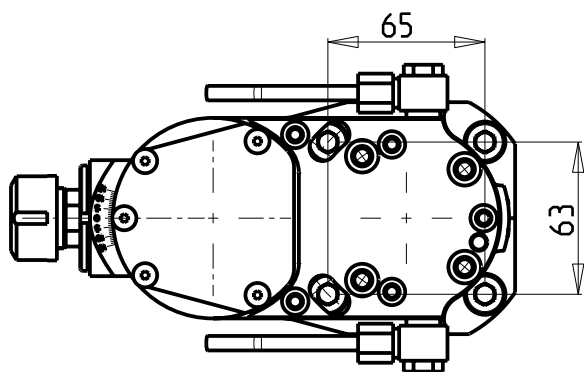
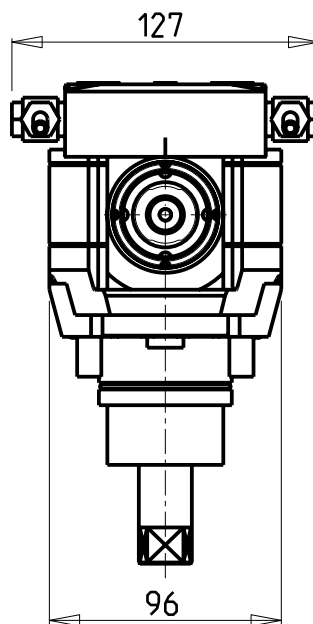
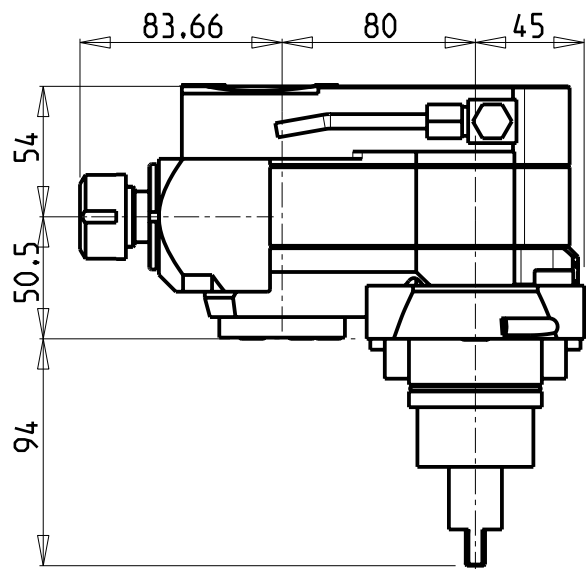
MODULO MOTORIZZATO ANGOLARE 45° FISSO
 45° Fixed angle driven tool
 Angetriebenes Werkzeug 45° Fixwinkel



M.T. srl
 Via Casino Albini 480
 Tel. 0541/956034-957884
 Fax 0541/956341
 47842 S. GIOVANNI IN M. (RN)
 e-mail: mtma@mtmarchetti.com
 http://www.mtmarchetti.com



PAGINA BGL357-1-00

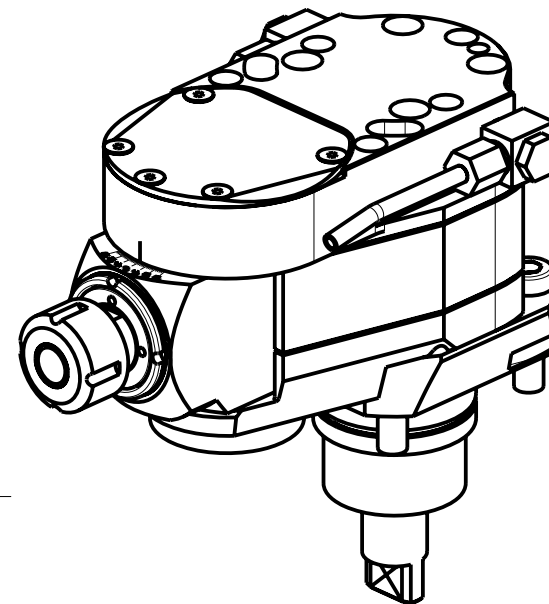


ATTENZIONE - ATTENTION - ACHTUNG

-Su macchine B545/550/565/446/465/745/765 non arriva in centro mandrino

-On machines B545/550/565/446/465/745/765 tool does not get to the centre of the spindle axis.

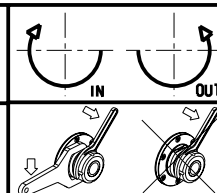
-Auf Maschinen B545/550/565/446/465/745/765 erreicht das Werkzeug nicht die Mitte der Werkzeug-Achse.



Cod. MT	Mandrino Spindle Spindel	I	RPM	Coppia Max Max Torque Max Drehmoment	Lubrificazione est. Ext. coolant Aussenkuehlung	CHIAVI INCLUSE Keys included Schluessel inbegriffen
0250020	ER20	1:1	6000	40Nm	X	CHSTER20 CHESL08 CHUB13

BIGLIA
 MOD: B301/445/470/501(Y-S)/510/545/550/565/650/658/1200/446/465/745/765

MODULO MOTORIZZATO INCLINEVOLE ±15° IN Y
 ±15° Y axis adjustable angle driven tool
 Angetriebenes Werkzeug kippar ±15° in Y

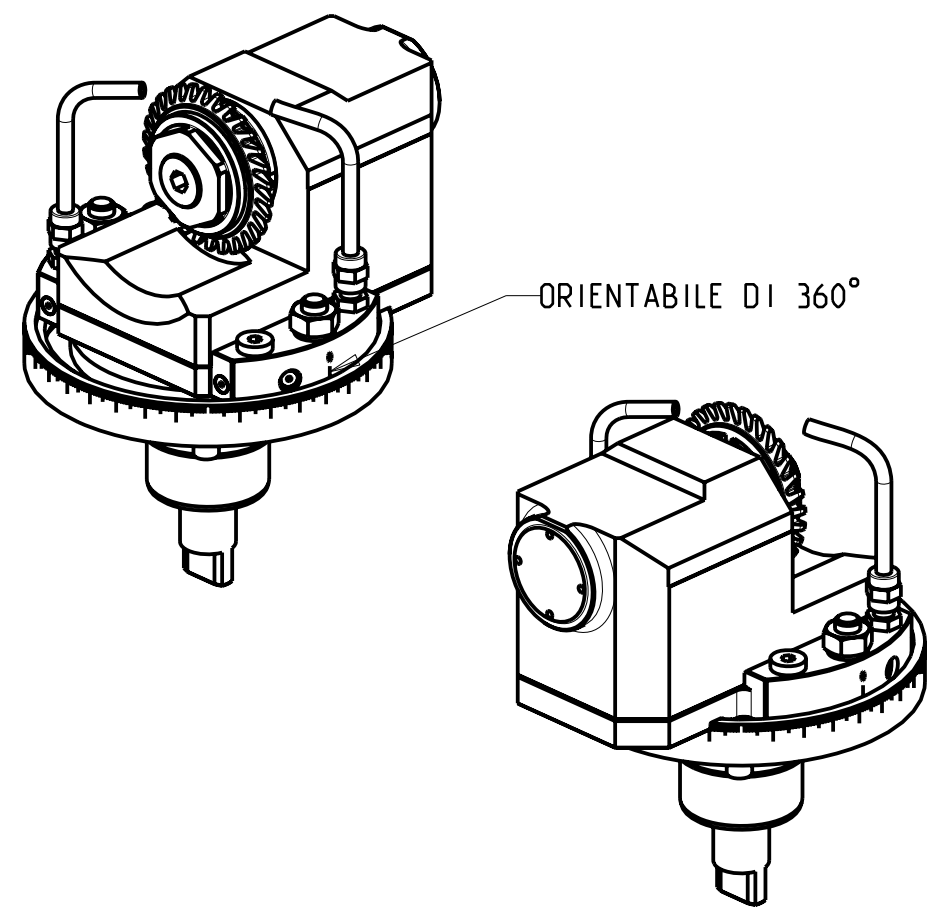
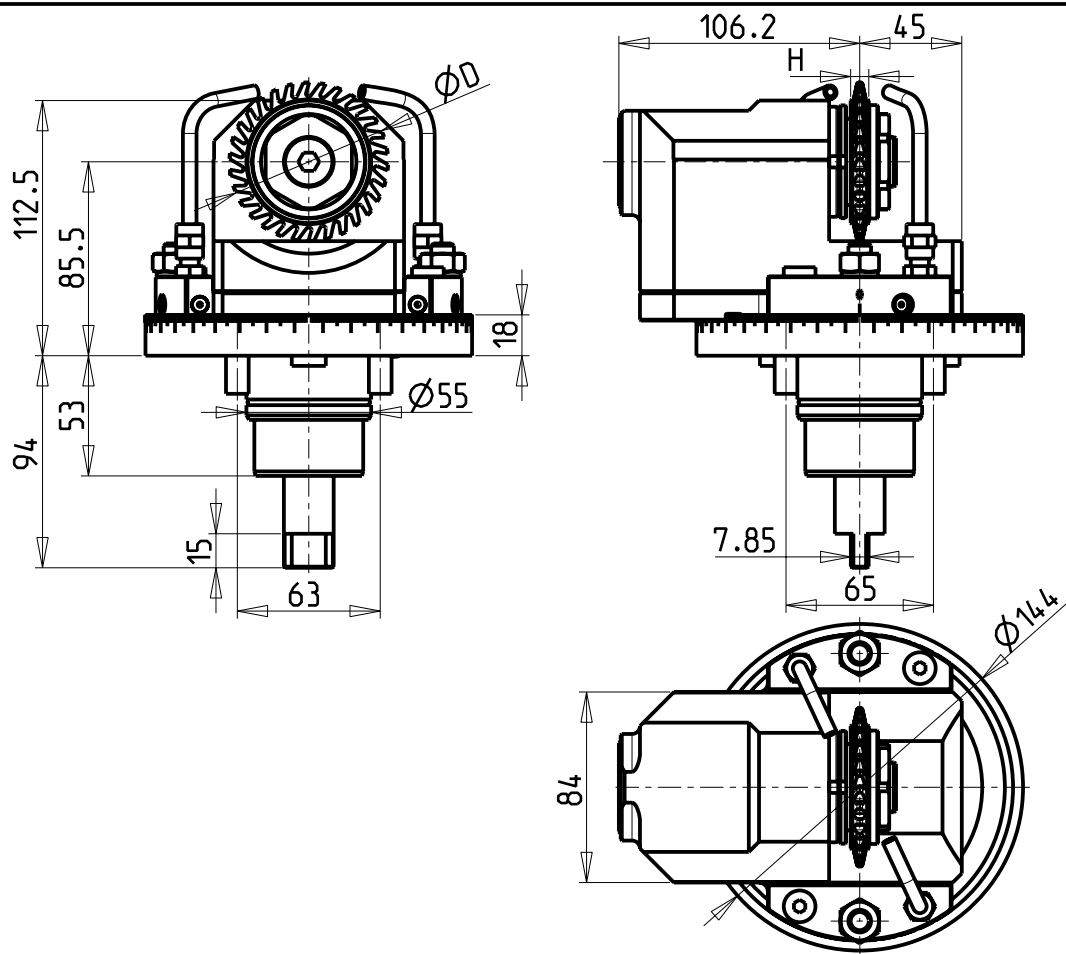


M.T. srl
 Via Casino Albini 480
 Tel. 0541/956034-957884
 Fax 0541/956341
 47842 S. GIOVANNI IN M. (RN)
 e-mail: mtma@mtmarchetti.com
 http://www.mtmarchetti.com

PRODUZIONE MODULI ROTANTI

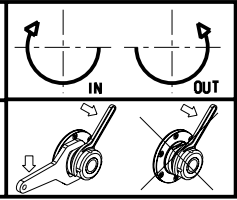


PAGINA BGL358-1-00



Cod. MT	Mandrino Spindle Spindel	I	RPM	Coppia Max Max Torque Max Drehmoment	Reversibile lato mandrino/contromandrino	Lubrificazione est. Ext. coolant Aussenkuehlung	ØD	H	CHIAVI INCLUSE Keys included Schluessel einbegriffen			
					Reversible sub/main spindle side Umkehrbare Spindelseite/ Gegenspindelseite							
0188022	Ø22x12	1:1	6000	50Nm	X	X	63-70-80	MAX 12	CHUB38	CHUB17	CHESL08	CHESL07
0188128	Ø1" x12	1:1	6000	50Nm	X	X	63-70-80	MAX 12	CHUB38	CHUB17	CHESL08	CHESL07

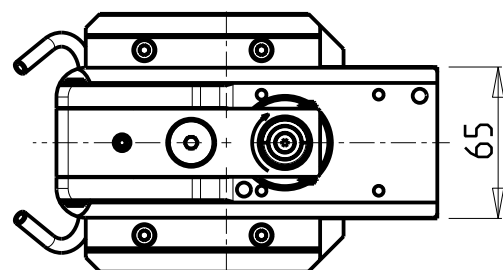
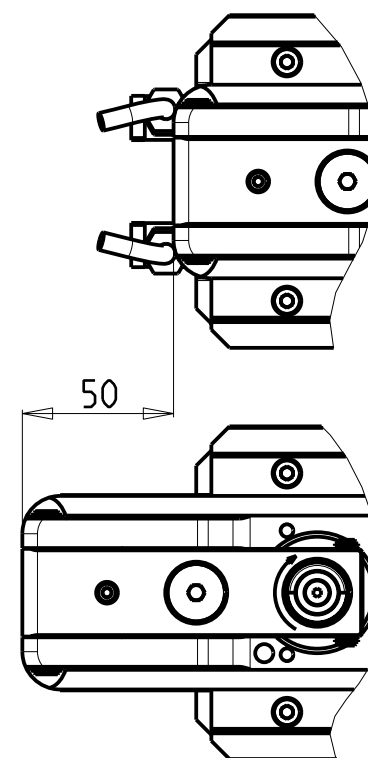
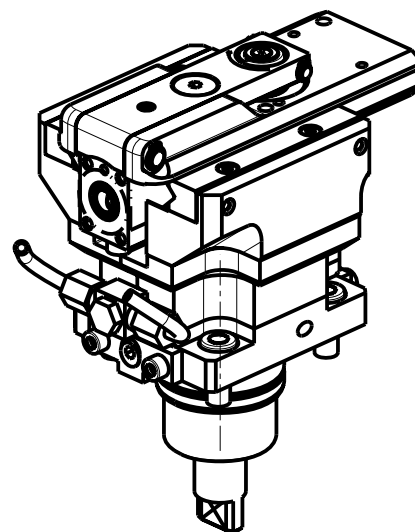
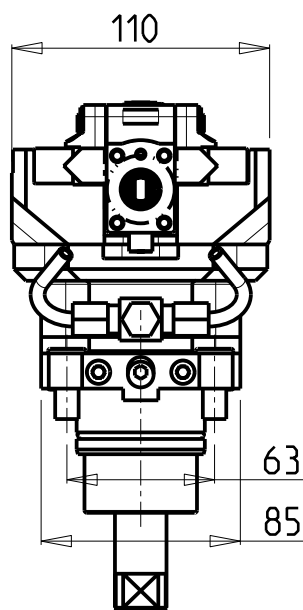
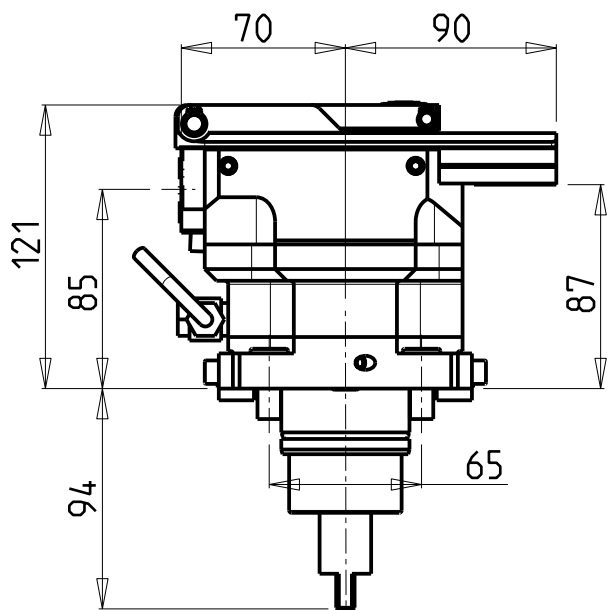
BIGLIA
 MOD: B301/445/470/501(Y-S)/510/545/550/565/650/658/1200/446/465/745/765
 MODULO MOTORIZZATO PER VITI SENZA FINE
 Driven tool for worm screws
 Angetriebenes Werkzeug für schrauben ohne ende



M.T. srl
 Via Casino Albini 480
 Tel. 0541/956034-957884
 Fax 0541/956341
 47842 S. GIOVANNI IN M. (RN)
 e-mail: mtma@mtmarchetti.com
 http://www.mtmarchetti.com

PRODUZIONE MODULI ROTANTI

PAGINA BGL359-1-00



Cod. MT	I	RPM MAX	Reversibile lato mandrino/contromandrino Reversible sub/main spindle side Umkehrbare Spindel-seite/ Gegenspindel-seite	Lubr. esterna Ext. coolant Aussenkuehlung
BGL0320100	4:1	2000	X	X

NEW

PER UTENSILI STOZZATORI VEDI PAG. TBL400-1-00
 FOR DRIVEN SLOTTING TOOL CUTTING-TOOLS SEE PAGE TBL400-1-00
 FÜR NUTENSTOSS-WERKZEUG SCHNEIDWERKZEUGE SIEHE SEITE TBL400-1-00

BIGLIA

MOD: B301/445/470/501(Y-S)/510/545/550/565/650/658/1200

MODULO MOTORIZZATO STOZZATORE H=85mm

Slotting driven tool H=85mm

Keilnutenstossmaschine H=85mm

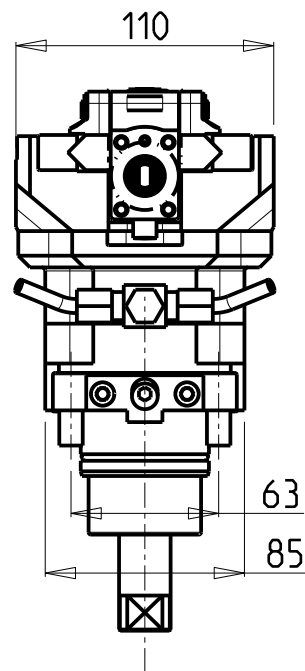
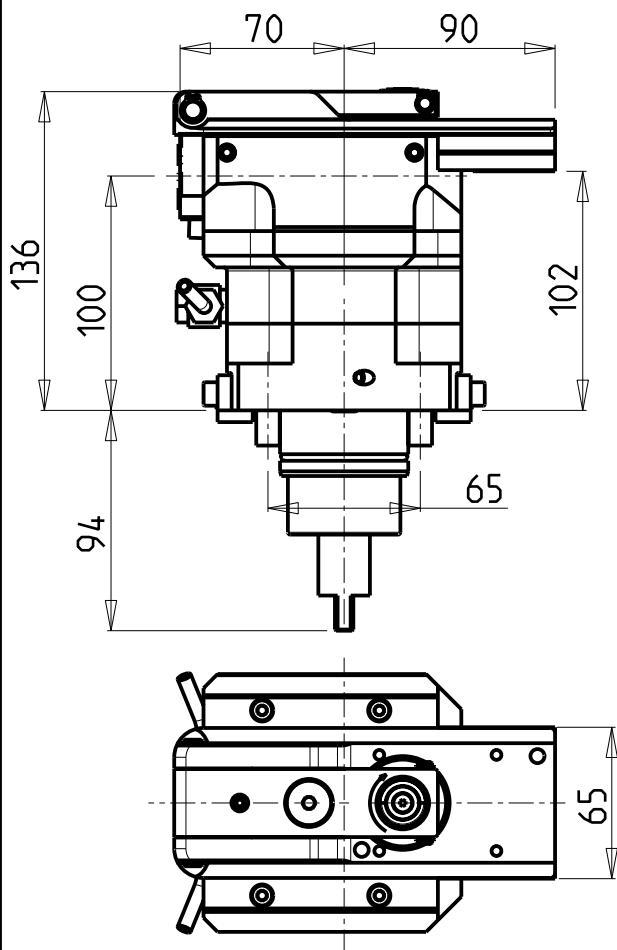
M.T. srl

Via Casino Albini 480
 Tel. 0541/956034-957884
 Fax 0541/956341
 47842 S. GIOVANNI IN M. (RN)
 e-mail: mtma@mtmarchetti.com
 http://www.mtmarchetti.com

PRODUZIONE MODULI ROTANTI



PAGINA BGL360-1-00

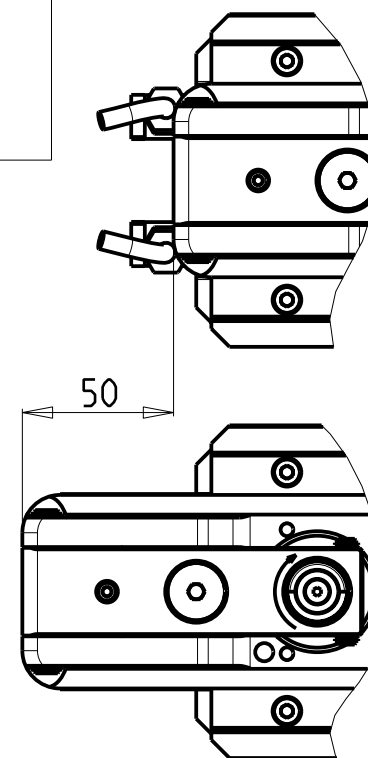
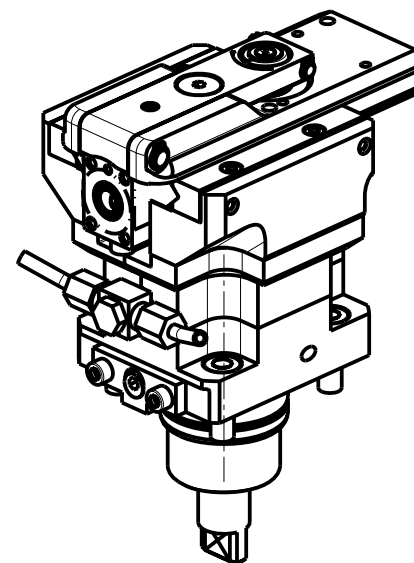


ATTENZIONE - ATTENTION - ACHTUNG

-Su macchine B545/B565/B650 non utilizzare su lato contromandrino.

-On B545/B565/B650 do not use on sub-spindle side.

-Auf B545/B565/B650 Maschinen nicht auf der gegenspindel-seite benutzen.



Cod. MT	I	RPM MAX	Reversibile lato mandrino/contromandrino Reversible sub/main spindle side Umkehrbare Spindel-seite/ Gegenspindel-seite	Lubr. esterna Ext. coolant Aussenkuehlung
BGL0330100	4:1	2000	X	X

NEW


PER UTENSILI STOZZATORI VEDI PAG. TBL400-1-00
 FOR DRIVEN SLOTTING TOOL CUTTING-TOOLS SEE PAGE TBL400-1-00
 FÜR NUTENSTOSS-WERKZEUG SCHNEIDWERKZEUGE SIEHE SEITE TBL400-1-00

BIGLIA
 MOD: B445/470/545/550/565/650/658/1200/446/465/745/765
 MODULO MOTORIZZATO STOZZATORE H=100mm
 Slotting driven tool H=100mm
 Keilnutenstossmaschine H=100mm

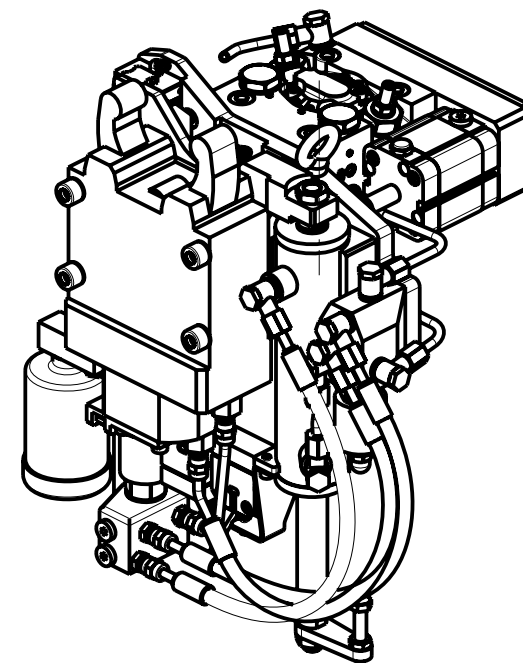
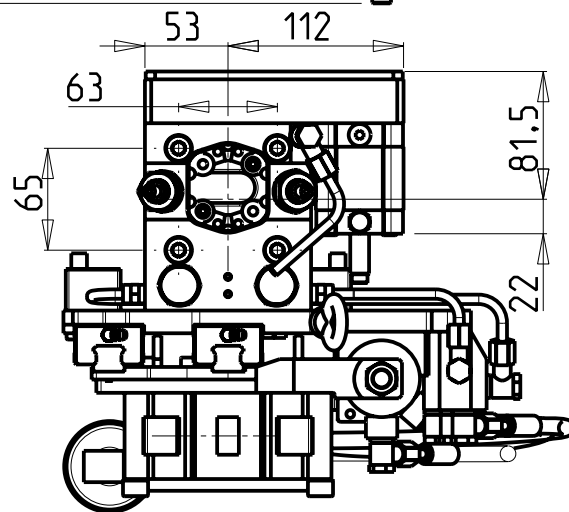
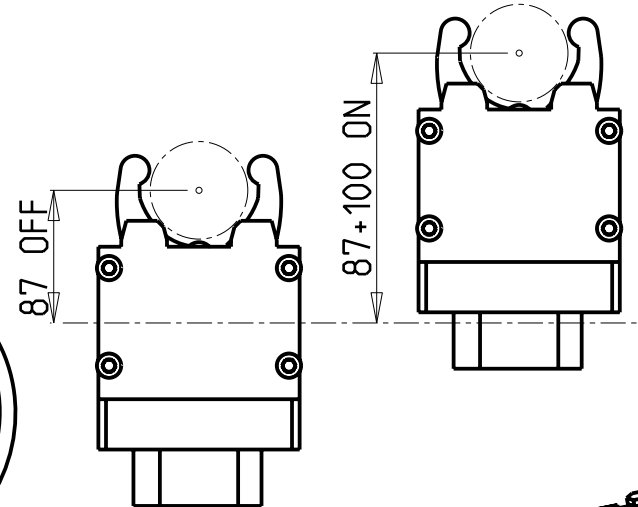
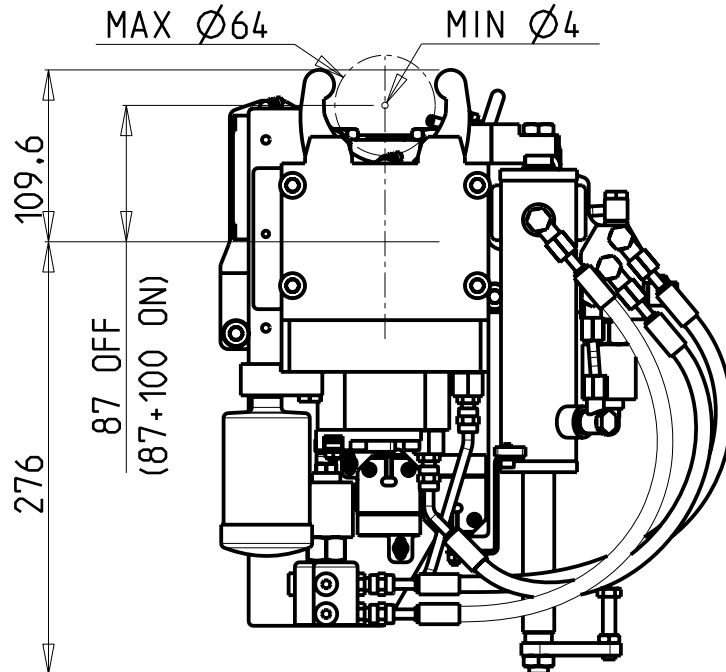
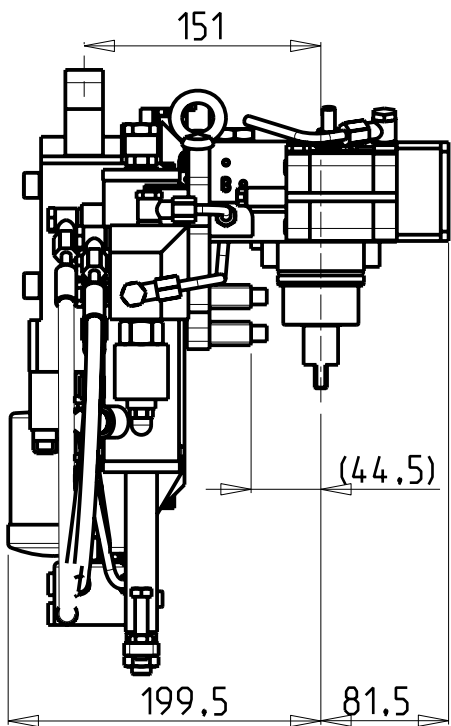



M.T. srl
 Via Casino Albini 480
 Tel. 0541/956034-957884
 Fax 0541/956341
 47842 S. GIOVANNI IN M. (RN)
 e-mail: mtma@mtmarchetti.com
 http://www.mtmarchetti.com

PRODUZIONE MODULI ROTANTI



PAGINA BGL360-1-10



- #  CON GESTIONE ELETTRONICA APERTURA COMPLETA DELLA LUNETTA
- # With Electronic control of steady rest arms complete opening
- # Mit vollständiger elektronischer Öffnungsbedienung der Luenette

Cod. MT	I	RPM	Luhr.esterna Ext. coolant Aussenkuehlung	
BGL0130300	1:1	6000	X	NEW
# BGL0130300A	1:1	6000	X	NEW

BIGLIA

MOD: B445/470/446/465/745/765

MODULO MOTORIZZATO PER LUNETTA RETRATTILE (TAGLIA 1)

Driven toolholder for sliding steady rest (Size 1)

Luenettenwerkzeug zurueck versetzte Version (Groesse 1)

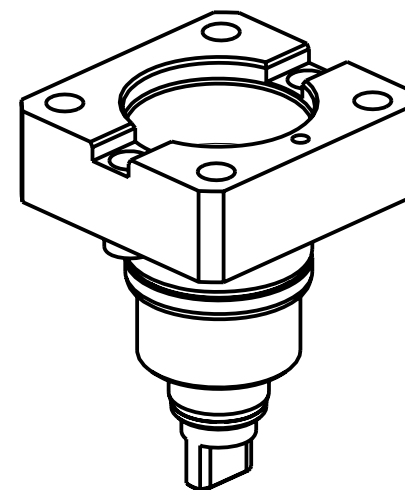
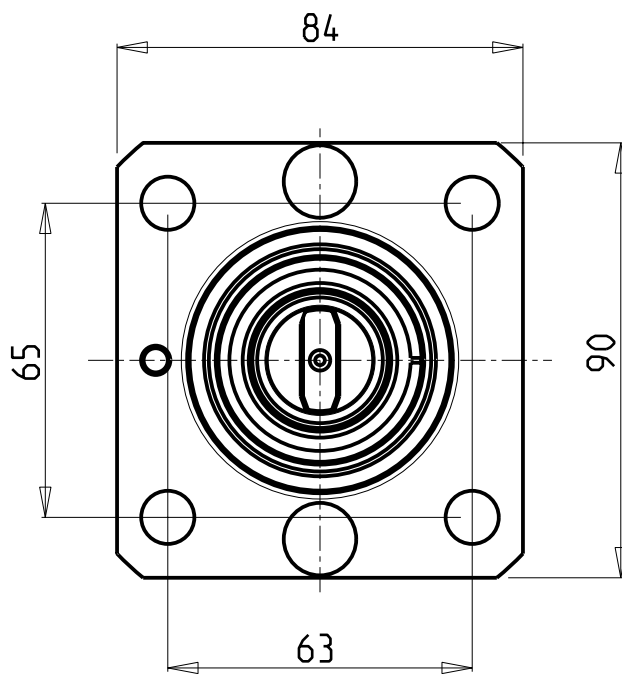
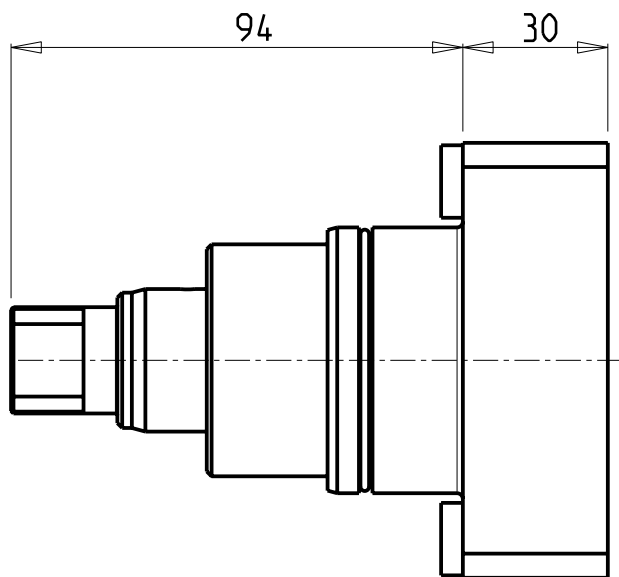
M.T. srl

Via Casino Albini 480
Tel. 0541/956034-957884
Fax 0541/956341
47842 S. GIOVANNI IN M. (RN)
e-mail: mtma@mtmarchetti.com
<http://www.mtmarchetti.com>

PRODUZIONE MODULI ROTANTI



PAGINA BGL363-1-00



Cod. MT

0617010

BIGLIA

INTERFACCIA PER MODULI BIGLIA H=30mm
 Biglia tooling adapter cartridge H=30mm
 Adapter Patrone fuer Biglia Werkzeuge H=30mm

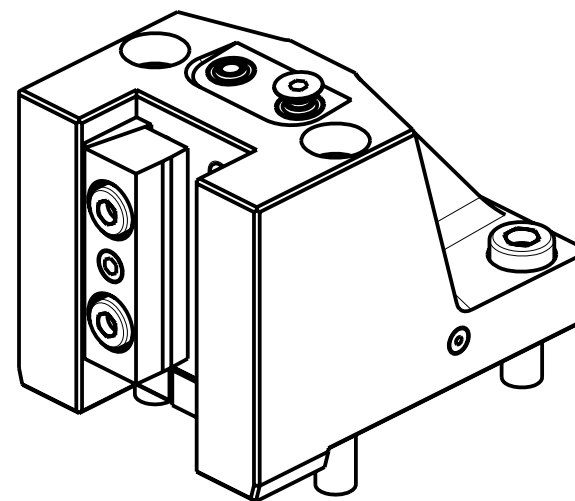
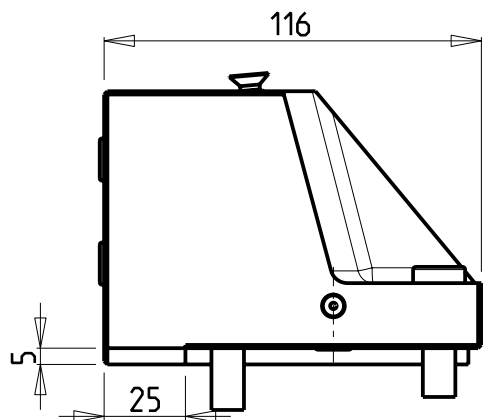
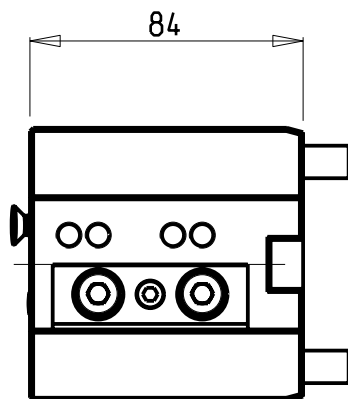
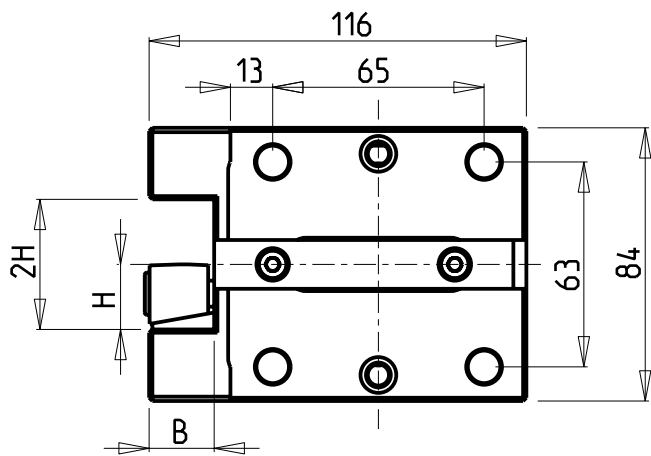
M.T. srl

Via Casino Albini 480
 Tel. 0541/956034-957884
 Fax 0541/956341
 47842 S. GIOVANNI IN M. (RN)
 e-mail: mtma@mtmarchetti.com
 http://www.mtmarchetti.com

PRODUZIONE MODULI ROTANTI



PAGINA BGL385-1-00



Cod. MT	Cod. BIGLIA	N°Utensili N° Tools N° Werkzeuge	Reversibile lato mandrino/contromandrino Reversible sub/main spindle side Umkehrbare Spindel-seite/ Gegenspindel-seite	Misure Dimensions Masse	B	H
0532000	10.57.60.00	1	X	mm	20	20
0531905	10.57.82.00	1	X	Inch	3/4"	3/4"

BIGLIA
 MOD: B301/445/470/501(Y-S)/510/545/550/565/650/658/1200/446/465/745/765

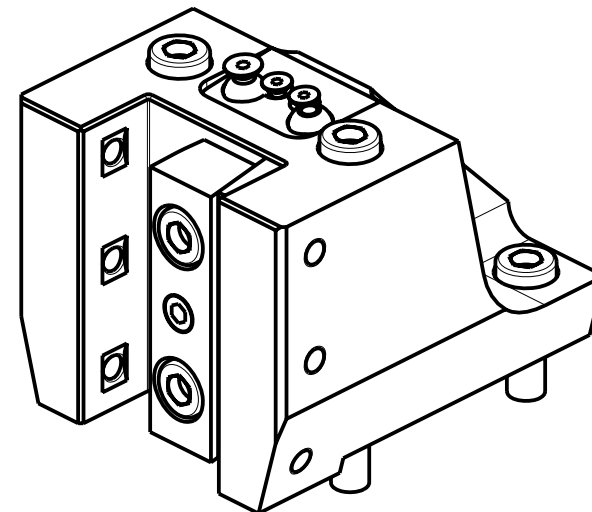
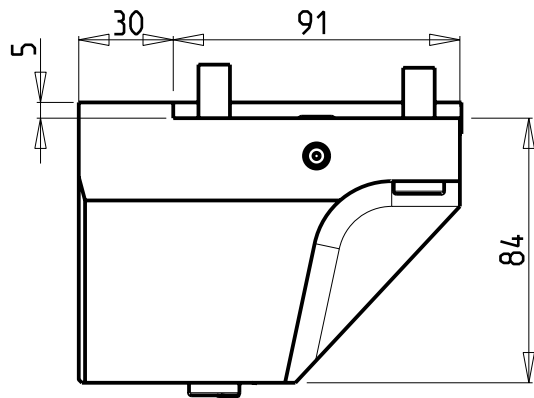
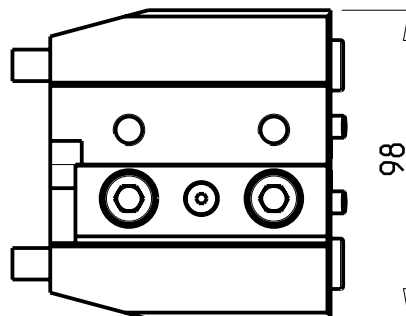
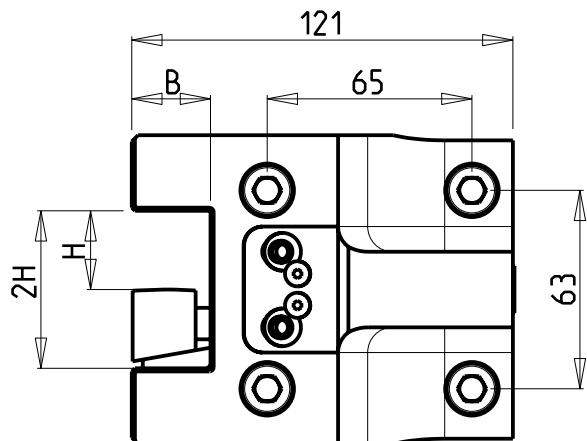
PORTAUTENSILE RADIALE SINGOLO
 Radial single static tool
 Radial Single-Werkzeughalter

M.T. srl
 Via Casino Albini 480
 Tel. 0541/956034-957884
 Fax 0541/956341
 47842 S. GIOVANNI IN M. (RN)
 e-mail: mtma@mtmarchetti.com
 http://www.mtmarchetti.com

PRODUZIONE MODULI ROTANTI



PAGINA BGL420-1-00



Cod. MT	Cod. BIGLIA	N°Utensili N° Tools N° Werkzeuge	Reversibile lato mandrino/contromandrino Reversible sub/main spindle side Umkehrbare Spindelsete/ Gegenspindelsete	Misure Dimensions Masse	B	H
0555000	10.88.16.00	1/2	X	mm	25	25
0555080	PSC-730-Y-1	1/2	X	Inch	1"	1"

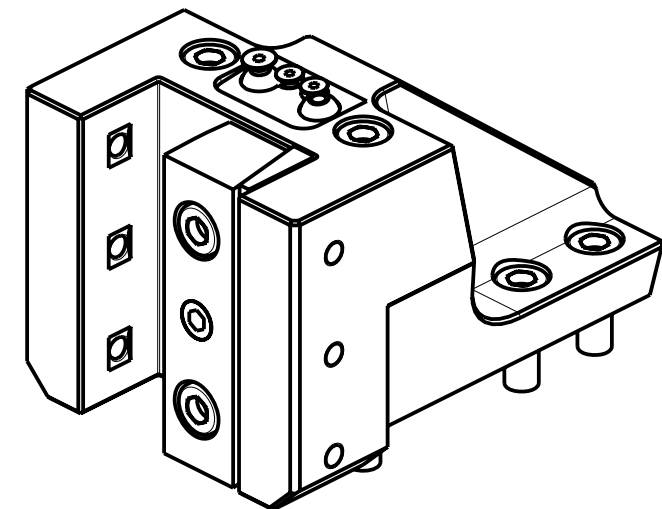
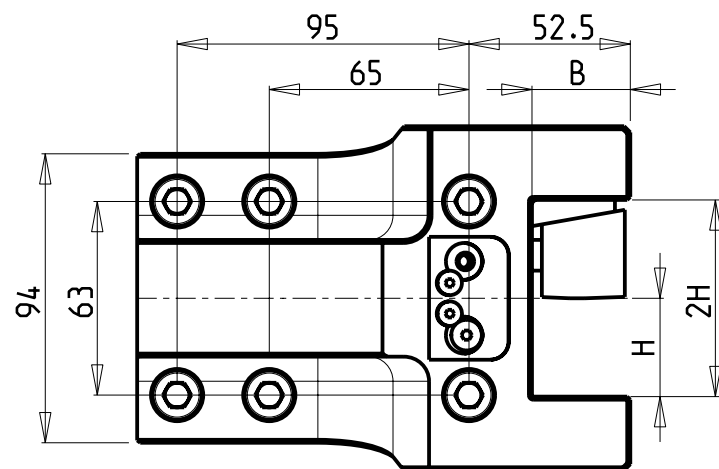
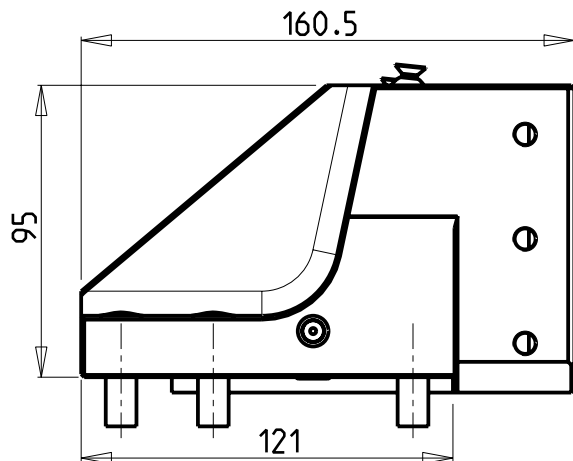
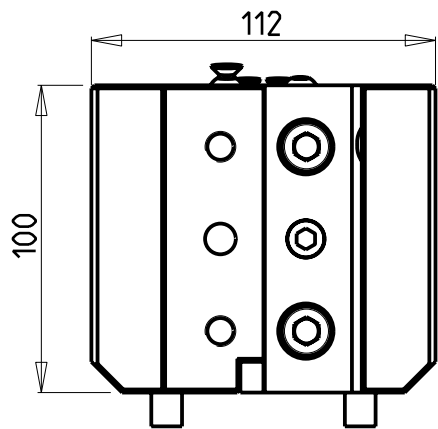
BIGLIA
 MOD: B301/445/470/501(Y-S)/510/545/550/565/650/658/1200/446/465/745/765
 PORTAUTENSILE RADIALE SINGOLO
 Radial single static tool
 Radial Single-Werkzeughalter

M.T. srl
 Via Casino Albini 480
 Tel. 0541/956034-957884
 Fax 0541/956341
 47842 S. GIOVANNI IN M. (RN)
 e-mail: mtma@mtmarchetti.com
 http://www.mtmarchetti.com

PRODUZIONE MODULI ROTANTI



PAGINA BGL423-1-00



Cod. MT	N°Utensili N°Tools N°Werkzeuge	Misure Dimensions Masse	B	H
BGL0053210	1/2	mm	32	32

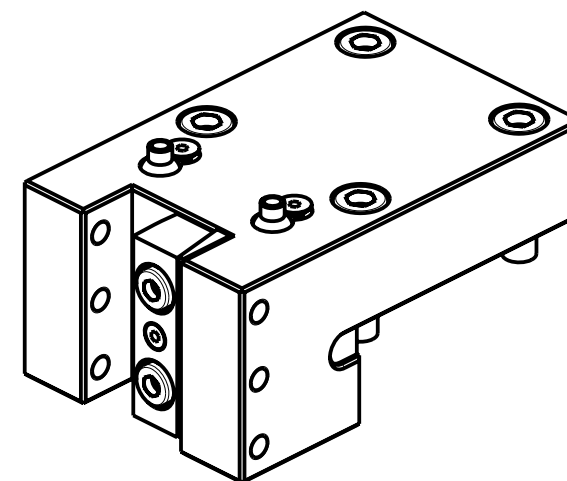
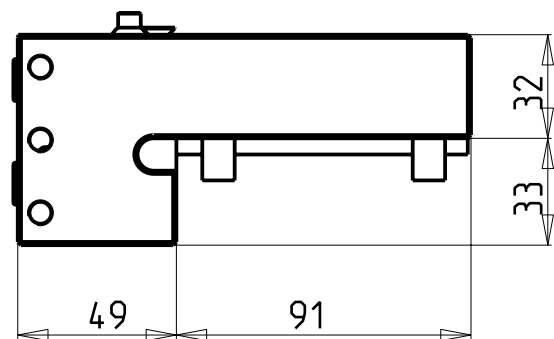
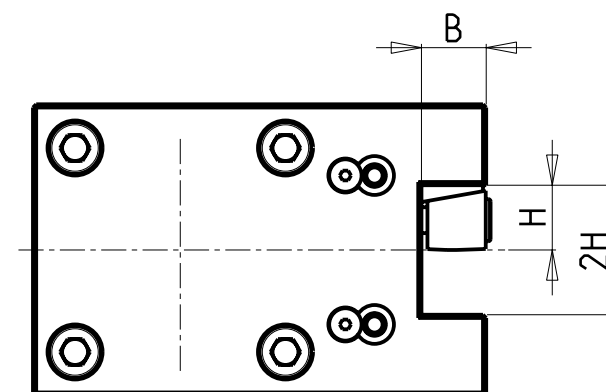
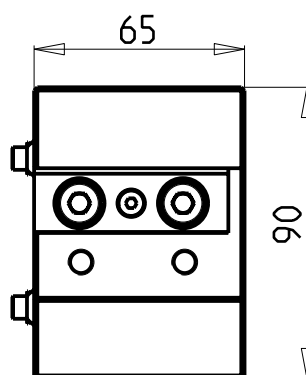
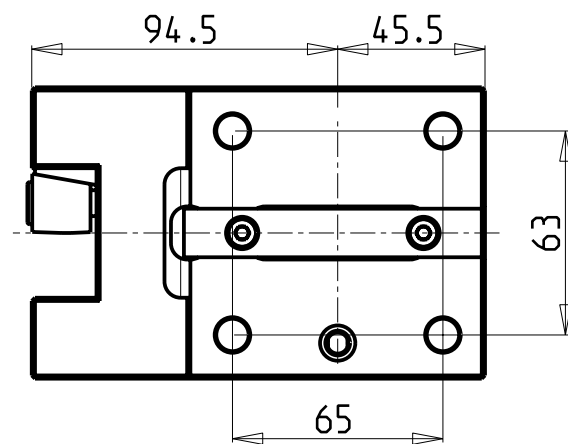
BIGLIA
MOD: B658 - B1200
PORTAUTENSILE RADIALE SINGOLO
 Radial single static tool
 Radial Single-Werkzeughalter



M.T. srl
 Via Casino Albini 480
 Tel. 0541/956034-957884
 Fax 0541/956341
 47842 S. GIOVANNI IN M. (RN)
 e-mail: mtma@mtmarchetti.com
 http://www.mtmarchetti.com

PRODUZIONE MODULI ROTANTI

PAGINA BGL426-1-00




Cod. MT	N°Utensili N°Tools N°Werkzeuge	Misure Dimensions Masse	B	H
0662000	1/2	mm	20	20
0661905	1/2	Inch	3/4"	3/4"

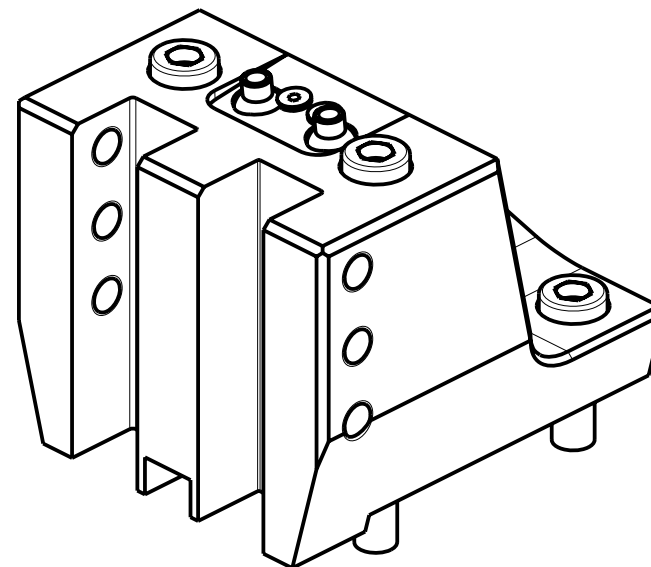
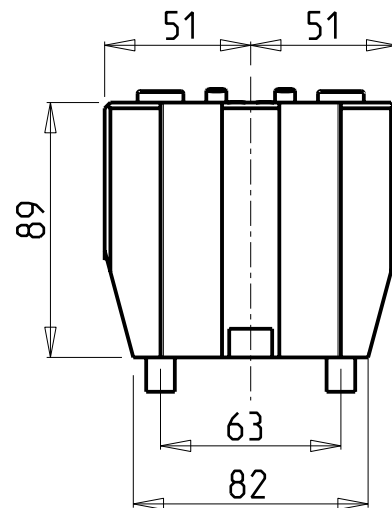
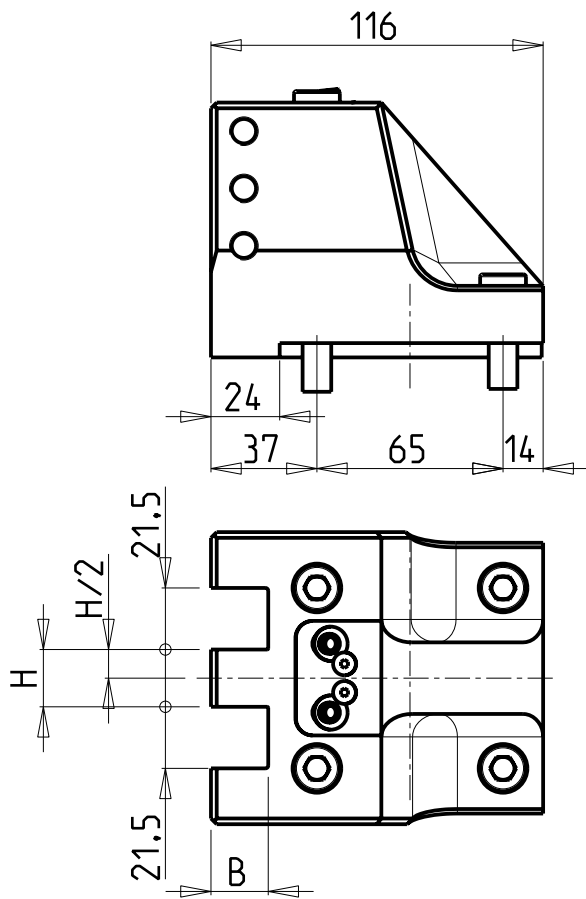
BIGLIA
 MOD: B301/445/470/501(Y-S)/510/545/550/565/650/658/1200/446/465/745/765

PORTAUTENSILE RADIALE SINGOLO ARRETRATO
 Radial single rear set static tool
 Radial Single-Werkzeughalter zurueckversetzt

M.T. srl
 Via Casino Albini 480
 Tel. 0541/956034-957884
 Fax 0541/956341
 47842 S. GIOVANNI IN M. (RN)
 e-mail: mtma@mtmarchetti.com
 http://www.mtmarchetti.com

PRODUZIONE MODULI ROTANTI


PAGINA BGL430-1-00



Cod. MT	Cod. BIGLIA	N°Utensili N°Tools N°Werkzeuge	Misure Dimensions Masse	H	B
0502000	41.03.25.00	2	mm	20	20
0501905	10.57.83.00	2	Inch	3/4"	3/4"

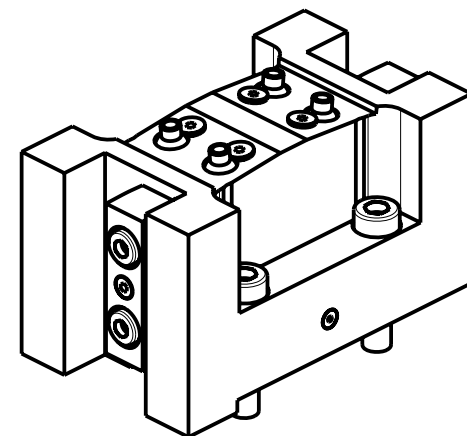
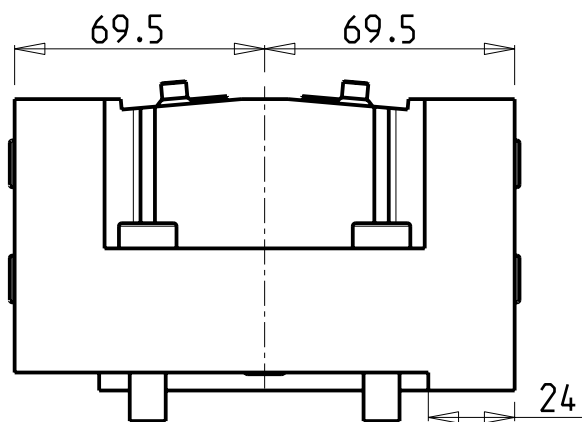
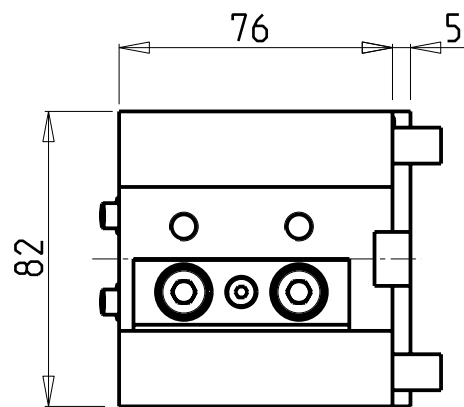
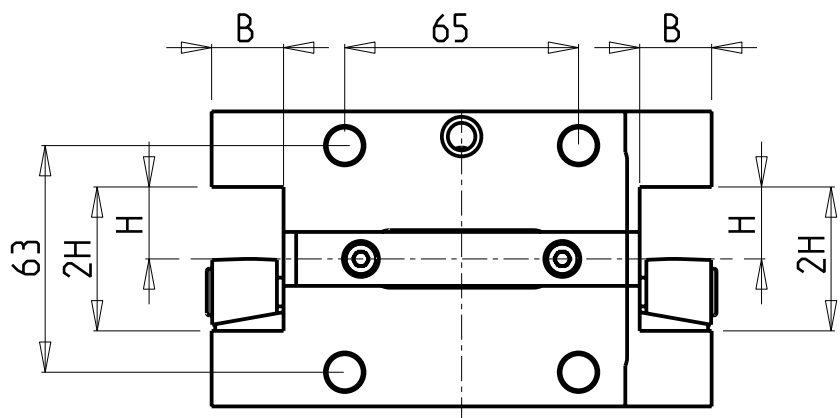
BIGLIA
 MOD: B301/445/470/501(Y-S)/510/545/550/565/650/658/1200/446/465/745/765
 PORTAUTENSILE RADIALE SOVRAPPOSTO
 Radial single side twin static tool
 Radial Werkzeughalter ueberlagert

M.T. srl
 Via Casino Albini 480
 Tel. 0541/956034-957884
 Fax 0541/956341
 47842 S. GIOVANNI IN M. (RN)
 e-mail: mtma@mtmarchetti.com
 http://www.mtmarchetti.com

PRODUZIONE MODULI ROTANTI



PAGINA BGL440-1-00



Cod. MT	Cod. BIGLIA	N°Utensili N°Tools N°Werkzeuge	Misure Dimensions Masse	B	H
0542000	10.57.76.00	2	mm	20	20
0541905	10.57.83.00	2	Inch	3/4"	3/4"

BIGLIA
 MOD: B301/445/470/501(Y-S)/510/545/550/565/650/658/1200/446/465/745/765

PORTAUTENSILE RADIALE DOPPIO
 Radial double static tool
 Radial Doppel-Werkzeughalter

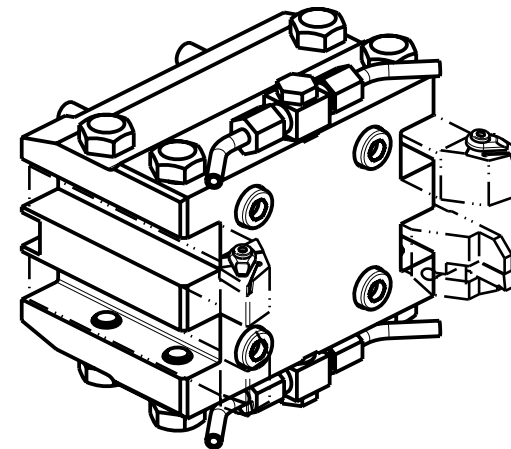
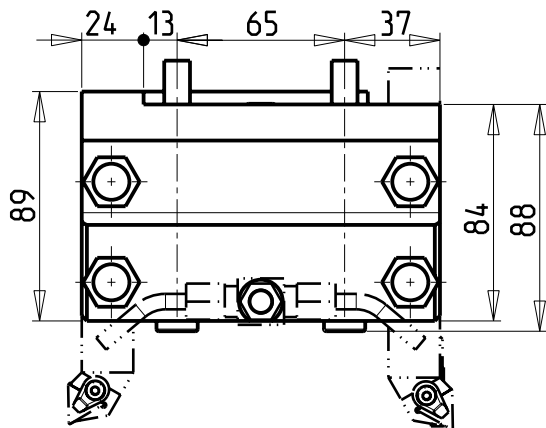
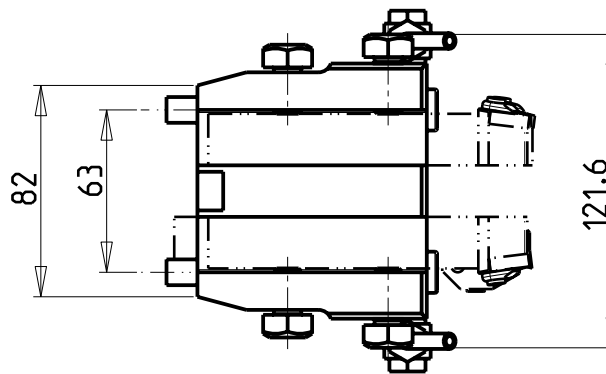
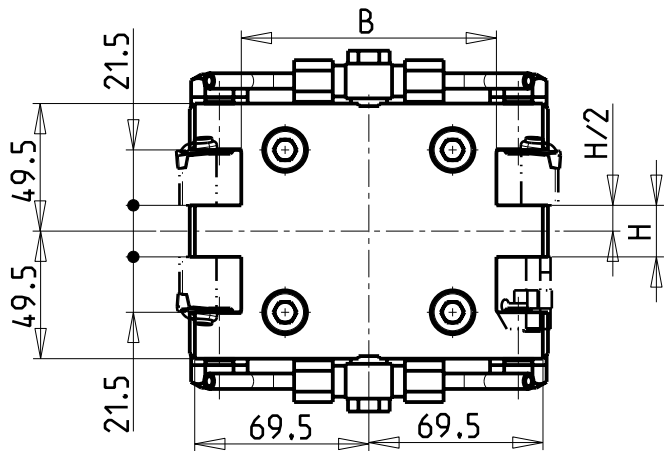
M.T. srl

Via Casino Albini 480
 Tel. 0541/956034-957884
 Fax 0541/956341
 47842 S. GIOVANNI IN M. (RN)
 e-mail: mtma@mtmarchetti.com
 http://www.mtmarchetti.com

PRODUZIONE MODULI ROTANTI



PAGINA BGL450-1-00



Cod. MT	N°Utensili N°Tools N°Werkzeuge	Misure Dimensions Masse	B	H
0422000	4	mm	99	20
0421905	4	Inch	3.9"	3/4"

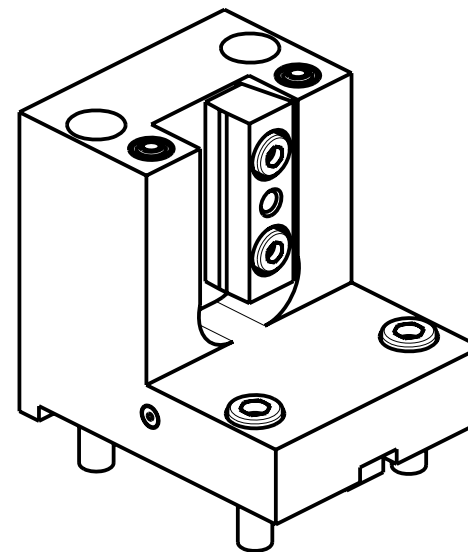
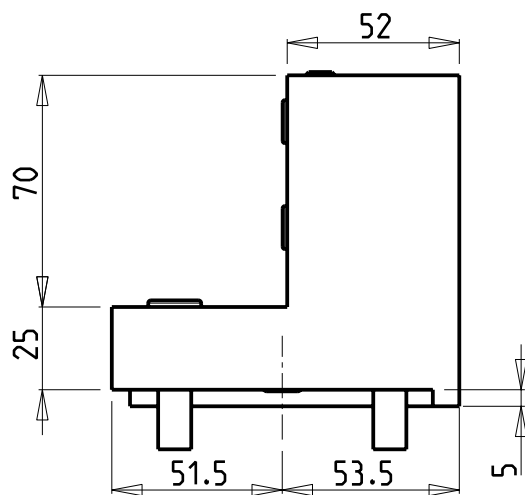
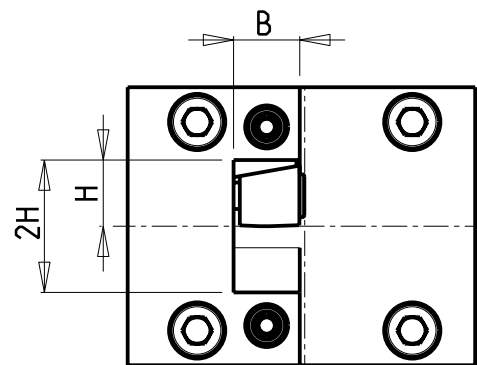
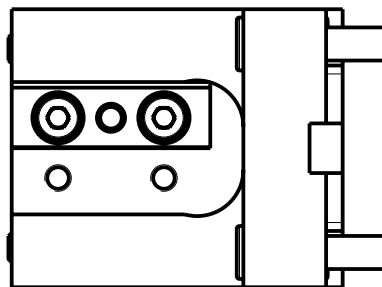
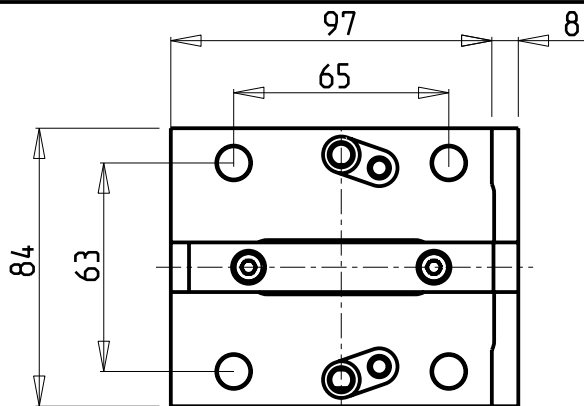
BIGLIA
 MOD: B301/445/470/501(Y-S)/510/545/550/565/650/658/1200/446/465/745/765
 PORTAUTENSILE RADIALE DOPPIO SOVRAPPOSTO
 Radial double side twin static tool
 Radial Doppel-Werkzeughalter ueberlagert

M.T. srl
 Via Casino Albini 480
 Tel. 0541/956034-957884
 Fax 0541/956341
 47842 S. GIOVANNI IN M. (RN)
 e-mail: mtma@mtmarchetti.com
 http://www.mtmarchetti.com

PRODUZIONE MODULI ROTANTI



PAGINA BGL460-1-00




Cod. MT	Cod. BIGLIA	N°Utensili N°Tools N°Werkzeuge	Reversibile lato mandrino/contromandrino Reversible sub/main spindle side Umkehrbare Spindel-seite/ Gegenspindel-seite	Misure Dimensions Masse	B	H
0562000	10.88.04.00	1	X	mm	20	20
0561905	10.88.04.01	1	X	Inch	3/4"	3/4"

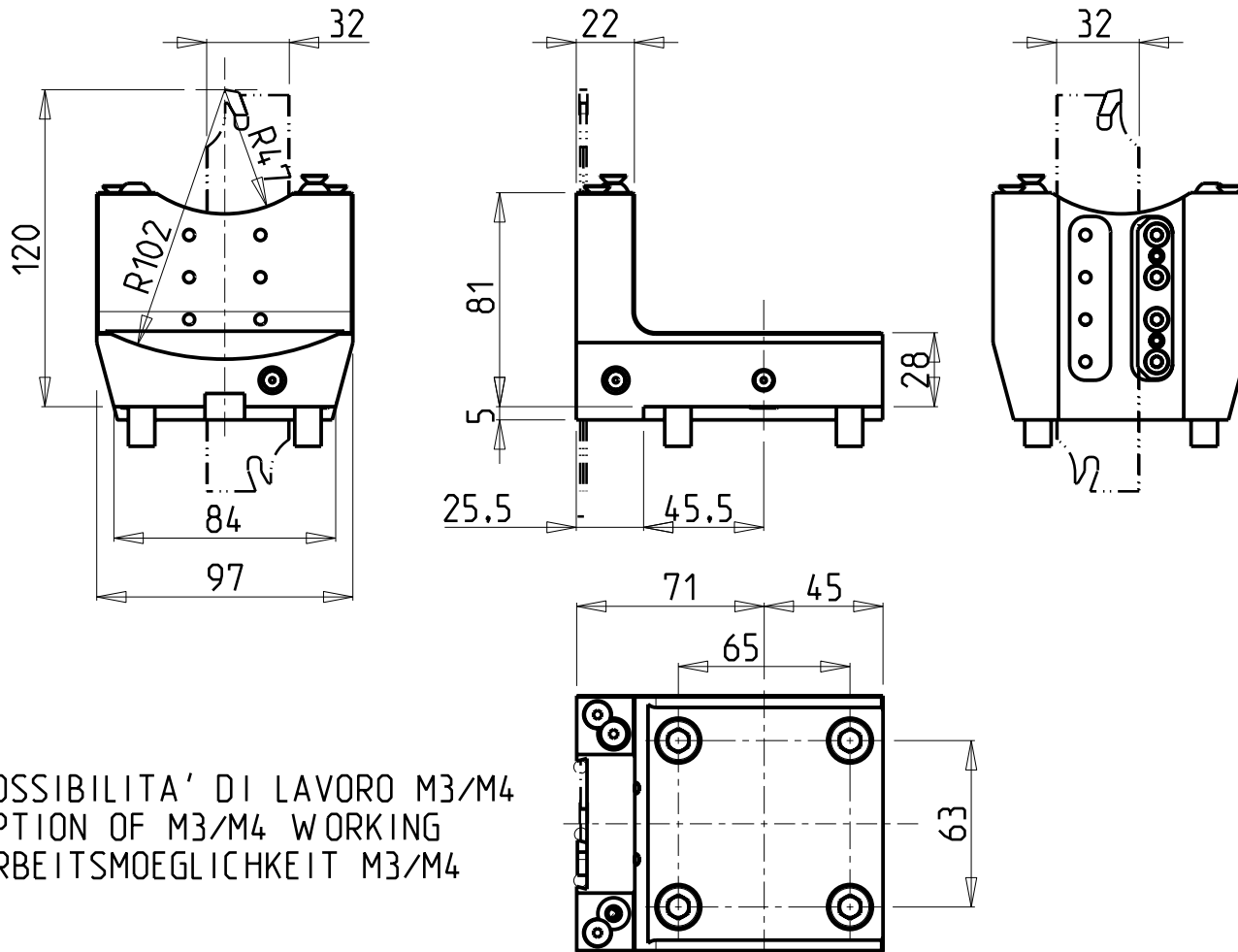
BIGLIA
 MOD: B301/445/470/501(Y-S)/510/545/550/565/650/658/1200/446/465/745/765
 PORTAUTENSILE RADIALE SINGOLO PER CONTROMANDRINO
 Radial single static tool sub spindle side
 Radial Sigle-Werkzeughalter fuer Gegenspindel

M.T. srl
 Via Casino Albini 480
 Tel. 0541/956034-957884
 Fax 0541/956341
 47842 S. GIOVANNI IN M. (RN)
 e-mail: mtma@mtmarchetti.com
 http://www.mtmarchetti.com

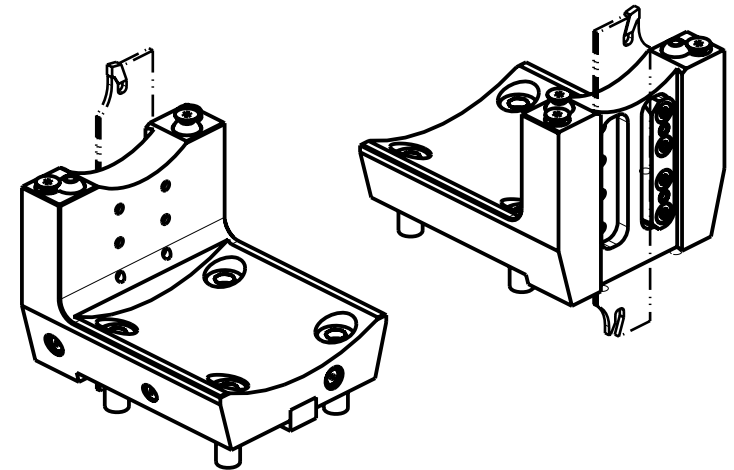
PRODUZIONE MODULI ROTANTI



PAGINA BGL480-1-00



POSSIBILITA' DI LAVORO M3/M4
 OPTION OF M3/M4 WORKING
 ARBEITSMOEGLICHKEIT M3/M4



DOTAZIONI - SUPPLIED WITH - AUSSTATTUNG


- N°1 - LAMA - BLADE - KLINGE ISCAR H=32 Sp. 3/4mm (KENNAMETAL OPTIONAL)
- N°10 - INSERTI - INSERTS - EINLAGEN
- N°1 - CHIAVE A T PER MONTAGGIO INSERTI
 - T-WRENCH FOR INSERT SET UP
 - T-SCHLUESSEL FUER EINSATZSTUECK-MONTAGE

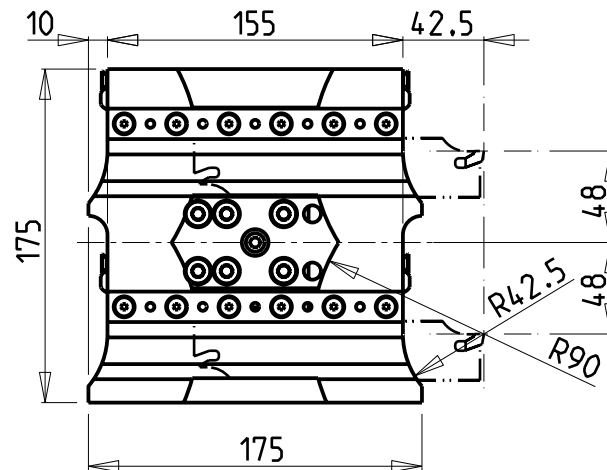
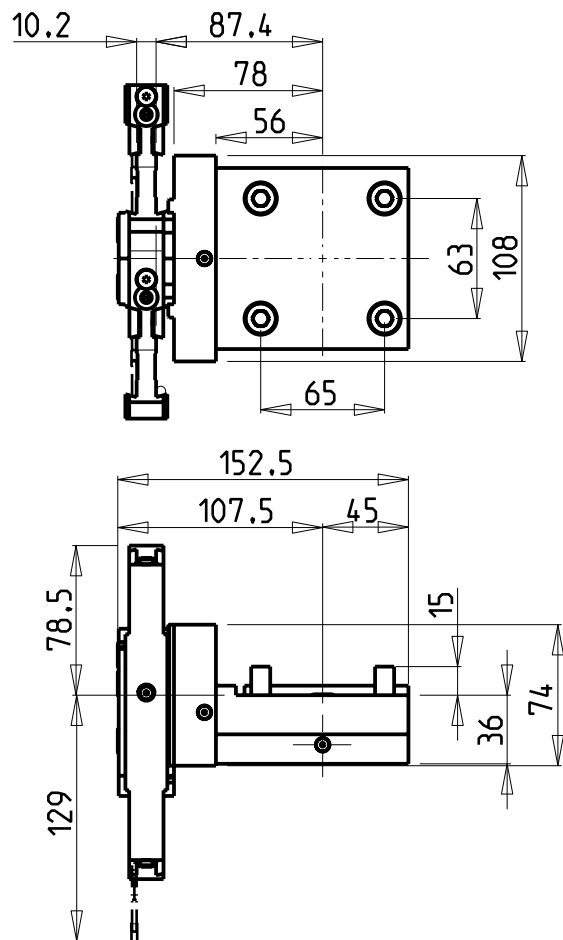
Cod. MT	N°Utensili N°Tools N°Werkzeuge	Reversibile lato mandrino/contromandrino Reversible sub/main spindle side Umkehrbare Spindel-seite/ Gegenspindel-seite	Lubr.esterna Ext. coolant Aussenkuehlung	
BGL0340132	1	X	X	NEW

BIGLIA
 MOD: B301/445/470/501(Y-S)/510/545/550/565/650/658/1200/446/465/745/765

PORTAUTENSILE RADIALE PER LAMA
 Radial blade holder
 Radial Abstechhalter

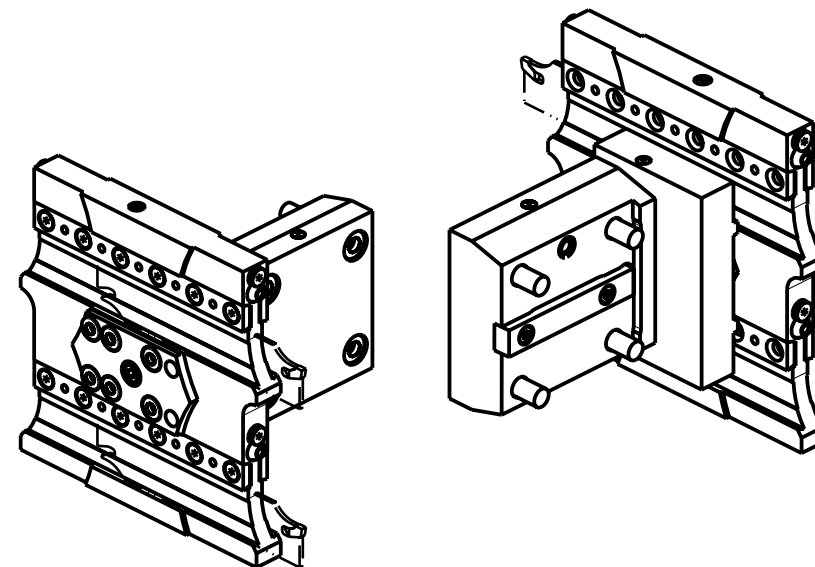
M.T. srl
 Via Casino Albini 480
 Tel. 0541/956034-957884
 Fax 0541/956341
 47842 S. GIOVANNI IN M. (RN)
 e-mail: mtma@mtmarchetti.com
 http://www.mtmarchetti.com

PRODUZIONE MODULI ROTANTI

 PAGINA BGL510-1-00



ATTENZIONE - ATTENTION - ACHTUNG

- FINO AD ESAURIMENTO SCORTE
- clearance sale
- solange vorrat



POSSIBILITA' DI LAVORO M3/M4
 OPTION OF M3/M4 WORKING
 ARBEITSMOGLICHKEIT M3/M4

DOTAZIONI - SUPPLIED WITH - AUSSTATTUNG

N°1 - LAMA - BLADE - KLINGE ISCAR H=32 Sp. 3/4mm
 (KENNAMETAL OPTIONAL)

N°10 - INSERTI - INSERTS - EINLAGEN

N°1 - CHIAVE A T PER MONTAGGIO INSERTI
 - T-WRENCH FOR INSERT SET UP
 - T-SCHLUESSEL FUER EINSATZSTUECK-MONTAGE

Cod. MT

N°Utensili
 N°Tools
 N°Werkzeuge

0650232

2

BIGLIA
 MOD: B301/445/470/501(Y-S)/510/545/550/565/650/658/1200/446/465/745/765

PORTAUTENS. PER LAMA DOPPIO E SOVRAPP.
 Radial double twin-side blade holder
 Radial Doppel-Abstechhalter ueberlagert

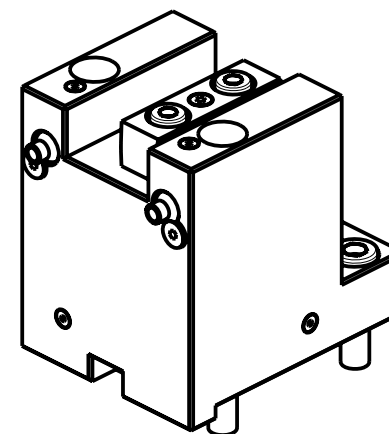
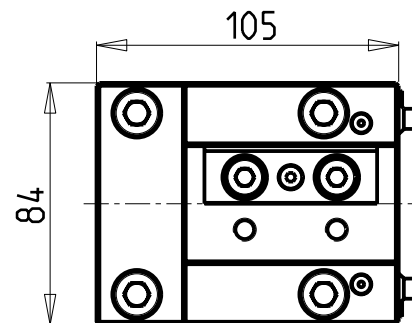
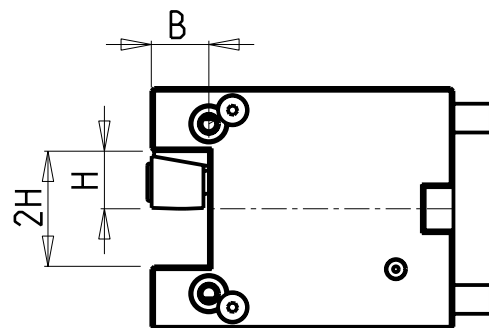
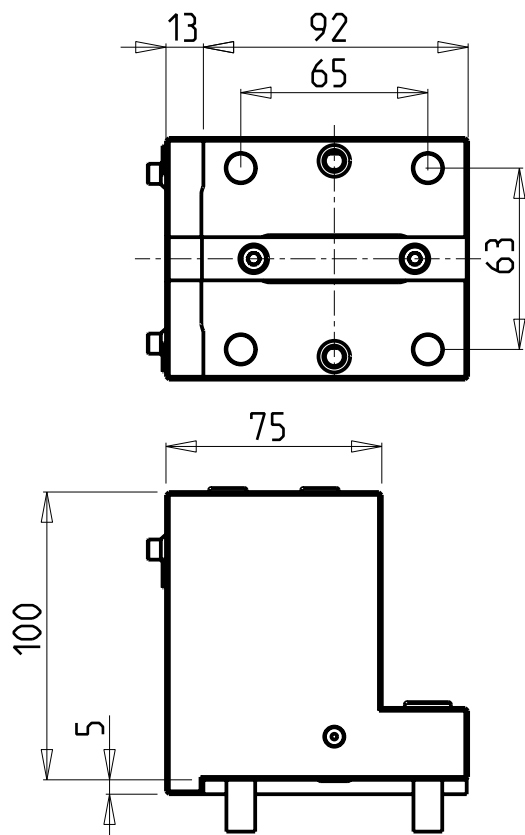
M.T. srl

Via Casino Albini 480
 Tel. 0541/956034-957884
 Fax 0541/956341
 47842 S. GIOVANNI IN M. (RN)
 e-mail: mtma@mtmarchetti.com
 http://www.mtmarchetti.com

PRODUZIONE MODULI ROTANTI



PAGINA BGL525-1-00



Cod. MT	Cod. BIGLIA	N°Utensili N°Tools N°Werkzeuge	Reversibile lato mandrino/contromandrino Reversible sub/main spindle side Umkehrbare Spindel-seite/ Gegenspindel-seite	Misure Dimensions Masse	B	H
0572000	41.03.19.00	1	X	mm	20	20
0571905	10.88.01.00	1	X	Inch	3/4"	3/4"

BIGLIA
 MOD: B301/445/470/501(Y-S)/510/545/550/565/650/658/1200/446/465/745/765

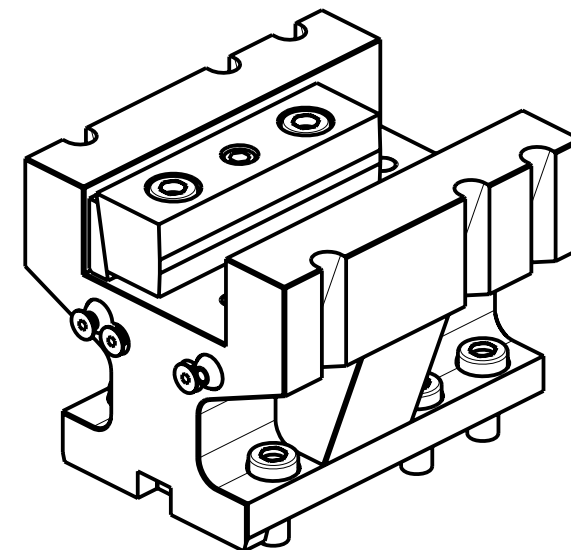
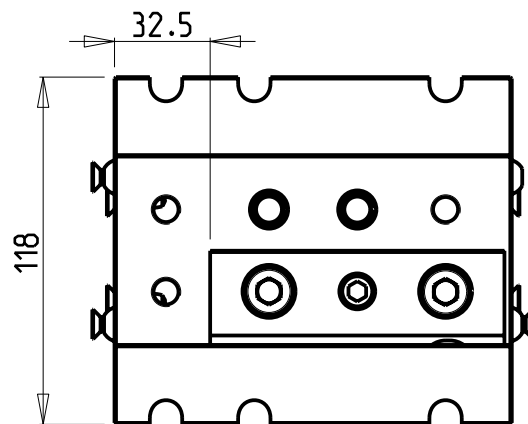
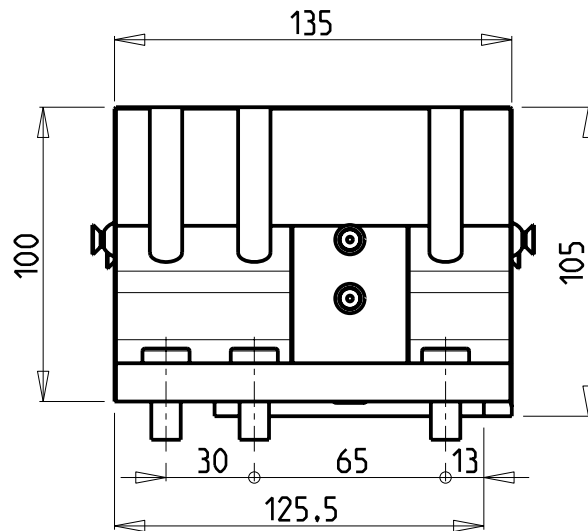
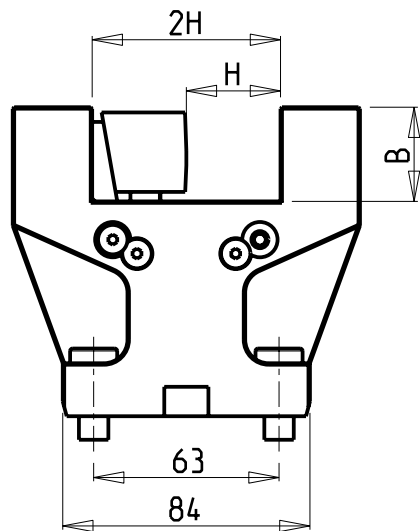
PORTAUTENSILE ASSIALE SINGOLO
 Axial single static tool
 Axial Single-Werkzeughalter

M.T. srl
 Via Casino Albini 480
 Tel. 0541/956034-957884
 Fax 0541/956341
 47842 S. GIOVANNI IN M. (RN)
 e-mail: mtma@mtmarchetti.com
 http://www.mtmarchetti.com

PRODUZIONE MODULI ROTANTI



PAGINA BGL550-1-00



Cod. MT	N°Utensili N°Tools N°Werkzeuge	Misure Dimensions Masse	B	H
BGL0043210	1	mm	32	32

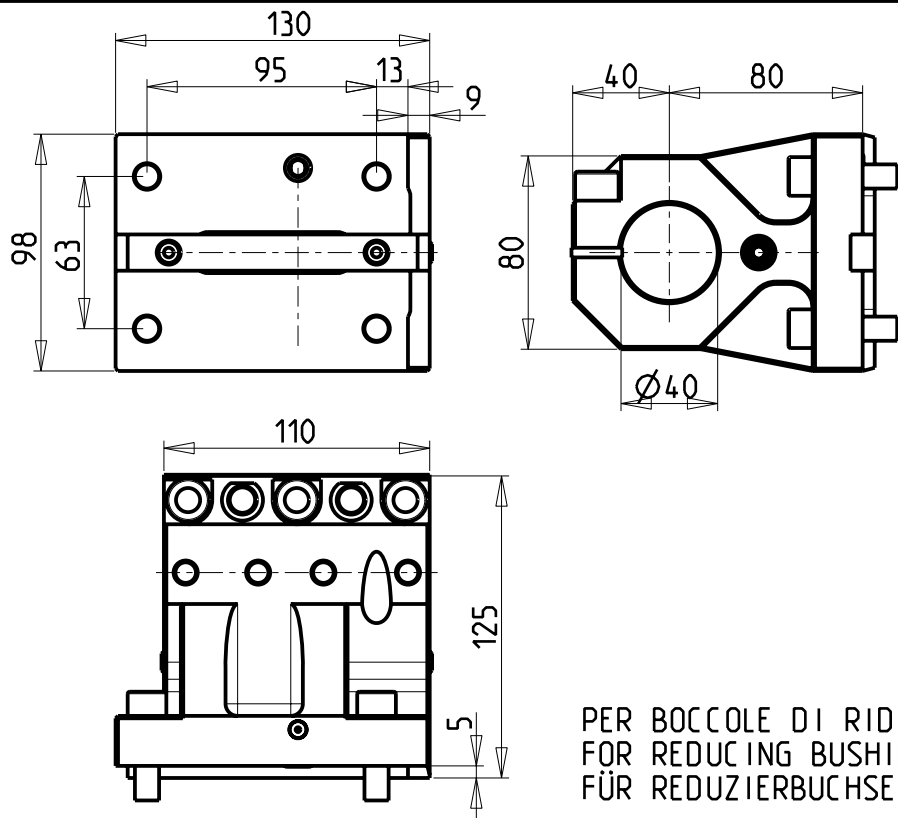
BIGLIA
 MOD: B658 - B1200
 PORTAUTENSILE ASSIALE SINGOLO
 Axial single static tool
 Axial Single-Werkzeughalter

M.T. srl
 Via Casino Albini 480
 Tel. 0541/956034-957884
 Fax 0541/956341
 47842 S. GIOVANNI IN M. (RN)
 e-mail: mtma@mtmarchetti.com
 http://www.mtmarchetti.com

PRODUZIONE MODULI ROTANTI



PAGINA BGL554-1-00




KIT ADDUZIONE INTERNA (OPZIONALE)
 KIT FOR INTERNAL COOLANT (OPTIONAL)
 KIT FUER INTERNE KUEHLMITTELZUFUHR (OPTIONAL)

Ø40 cod. KIT1003008
 Ø50-Ø2" cod. KIT1003009
 Ø1 1/2" cod. KIT1003011
 Ø60 cod. KIT1003012

SOLO GUARNIZIONE (OPZIONALE)
 ONLY SEAL (OPTIONAL)
 NUR DICHTUNG (OPTIONAL)
 cod. 0520013

PER BOCCOLE DI RIDUZIONE VEDI PAG. TBL150-1-00
 FOR REDUCING BUSHINGS SEE PAGE TBL150-1-00
 FÜR REDUZIERBUCHSE SIEHE SEITE TBL150-1-00



Cod. MT	Cod. BIGLIA	N°Utensili N°Tools N°Werkzeuge	Lubrificazione int. opzionale Coolant through optional Innenkuhlung Optional	Lubrificazione est. Ext. coolant Aussenkuhlung ..	Misure Dimensions Masse	D ..
0524000_1	-	1	X	X	mm	40
0525000	D50.10.57.75.00	1	X	X	mm	50
0526000	-	1	X	X	mm	60
0525080	-	1	X	X	inch	2"
0523810_1	-	1	X	X	inch	1 1/2"

BIGLIA

MOD: B650/658/1200

PORTAUTENSILE ASSIALE PER BARENO Ø40mm/Ø50mm/Ø60mm/Ø2"/Ø1 1/2" H=80mm

Axial single boring bar holder Ø40mm/Ø50mm/Ø60mm/Ø2"/Ø1 1/2" H=80mm

Axial Bohrhälter Ø40mm/Ø50mm/Ø60mm/Ø2"/Ø1 1/2" H=80mm

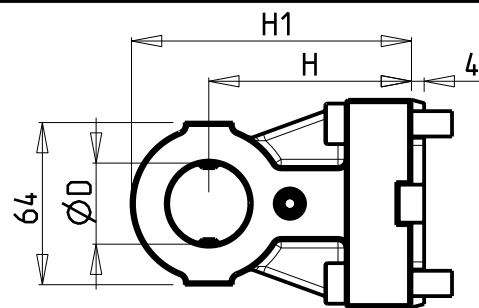
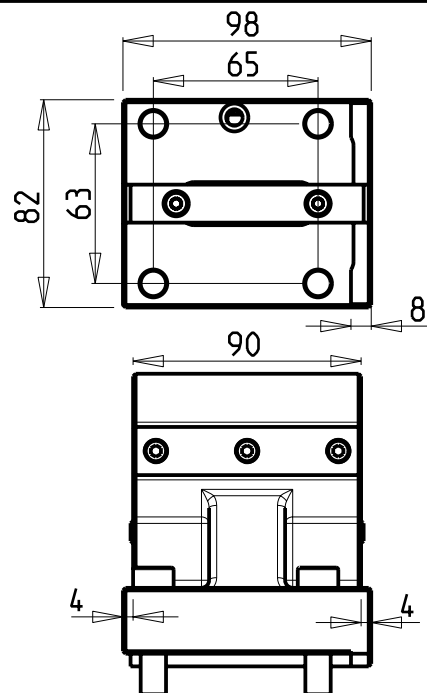
M.T. srl

Via Casino Albini 480
 Tel. 0541/956034-957884
 Fax 0541/956341
 47842 S. GIOVANNI IN M. (RN)
 e-mail: mtma@mtmarchetti.com
 http://www.mtmarchetti.com

PRODUZIONE MODULI ROTANTI

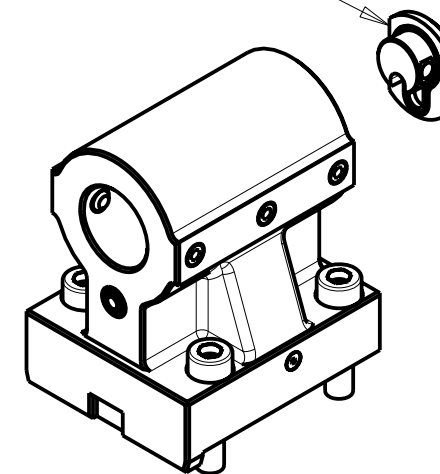


PAGINA BGL593-1-10



KIT ADDUZIONE INTERNA (OPZIONALE)
 KIT FOR INTERNAL COOLANT (OPTIONAL)
 KIT FUER INTERNE KUEHLMITTELZUFUHR (OPTIONAL)

Ø32 cod. KIT1000007
 Ø40 cod. KIT1000008
 Ø1 1/4" cod. KIT1000010
 Ø1 1/2" cod. KIT1000011



PER BOCCOLE DI RIDUZIONE VEDI PAG. TBL150-1-00
 FOR REDUCING BUSHINGS SEE PAGE TBL150-1-00
 FUR REDUZIERBUCHSE SIEHE SEITE TBL150-1-00

Cod. MT	Cod. BIGLIA	N°Utensili N°Tools N°Werkzeuge	Reversibile lato mandrino/contromandrino Reversible sub/main spindle side Umkehrbare Spindel-seite/ Gegenspindel-seite	Lubrificazione int. opzionale Coolant through optional Innenkuehlung Optional	Lubrificazione est. Ext. coolant Aussenkuehlung	Misure Dimensions Masse	D	H	H1
0523200	10.57.75.00	1	X	X	X	mm	32	80	110.5
0524000	D40.10.57.75.00	1	X	X	X	mm	40	80	110.5
0523175	10.57.84.00	1	X	X	X	Inch	1 1/4"	80	110.5
0523810	-	1	X	X	X	Inch	1 1/2"	80	110.5
0523175L	-	1	X	X	X	Inch	1 1/4"	100	130
0524000L	-	1	X	X	X	mm	40	100	130
0523810L	-	1	X	X	X	Inch	1 1/2"	100	130
0523200L	10.88.27.00	1	X	X	X	mm	32	100	130

BIGLIA
 MOD: B301/445/470/501(Y-S)/510/545/550/565/650/658/1200/446/465/745/765

PORTAUTENSILE ASSIALE PER BARENO
 Axial single boring bar holder
 Axial Bohrhalter

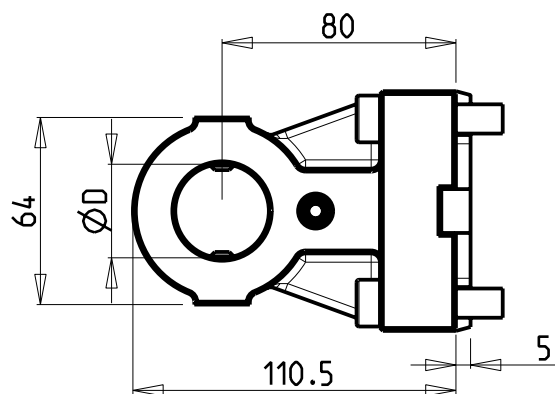
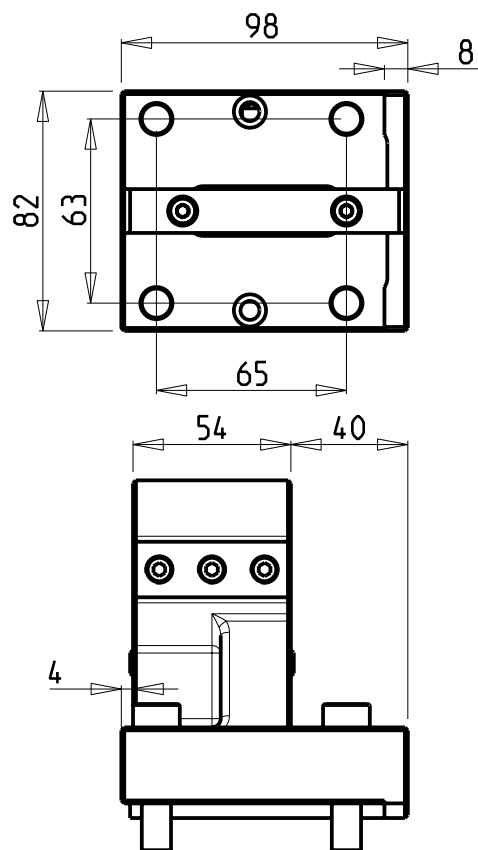
M.T. srl

Via Casino Albini 480
 Tel. 0541/956034-957884
 Fax 0541/956341
 47842 S. GIOVANNI IN M. (RN)
 e-mail: mtma@mtmarchetti.com
 http://www.mtmarchetti.com

PRODUZIONE MODULI ROTANTI

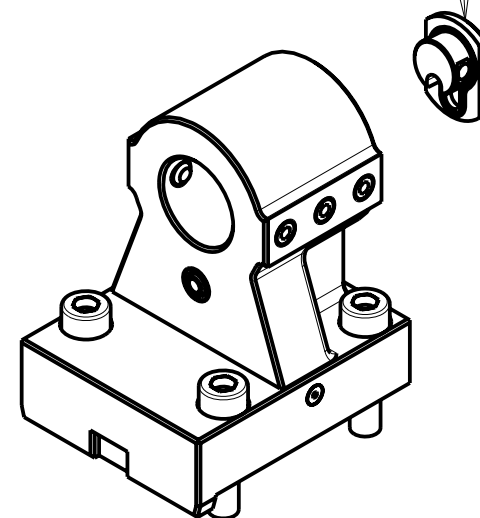


PAGINA BGL630-1-10



KIT ADDUZIONE INTERNA (OPZIONALE)
 KIT FOR INTERNAL COOLANT (OPTIONAL)
 KIT FUER INTERNE KUEHLMITTELZUFUHR (OPTIONAL)

Ø32 cod. KIT1000007
 Ø40 cod. KIT1000008
 Ø1 1/4" cod. KIT1000010
 Ø1 1/2" cod. KIT1000011



PER BOCCOLE DI RIDUZIONE VEDI PAG. TBL150-1-00
 FOR REDUCING BUSHINGS SEE PAGE TBL150-1-00
 FÜR REDUZIERBUCHSE SIEHE SEITE TBL150-1-00

Cod. MT	Cod. BIGLIA	N°Utensili N°Tools N°Werkzeuge	Reversibile lato mandrino/contromandrino Reversible sub/main spindle side Umkehrbare Spindel-seite/ Gegenspindel-seite	Lubrificazione int. opzionale Coolant through optional Innenkühlung Optional	Lubrificazione est. Ext. coolant Aussenkühlung	Misure Dimensions Masse	D
0523200/55	10.57.74.00	1	X	X	X	mm	32
0524000/55	-	1	X	X	X	mm	40
0523175/55	10.57.96.00	1	X	X	X	Inch	1 1/4"
0523810/55	-	1	X	X	X	Inch	1 1/2"

BIGLIA
 MOD: B301/445/470/501(Y-S)/510/545/550/565/650/658/1200
 PORTAUTENSILE ASSIALE ARRETRATO PER BARENO Ø32mm/Ø40mm/Ø1 1/4"/Ø1 1/2" H=80mm
 Axial rear set boring bar holder Ø32mm/Ø40mm/Ø1 1/4"/Ø1 1/2" H=80mm
 Axial Bohrhälter zurueckversetzt Ø32mm/Ø40mm/Ø1 1/4"/Ø1 1/2" H=80mm

M.T. srl
 Via Casino Albini 480
 Tel. 0541/956034-957884
 Fax 0541/956341
 47842 S. GIOVANNI IN M. (RN)
 e-mail: mtma@mtmarchetti.com
 http://www.mtmarchetti.com

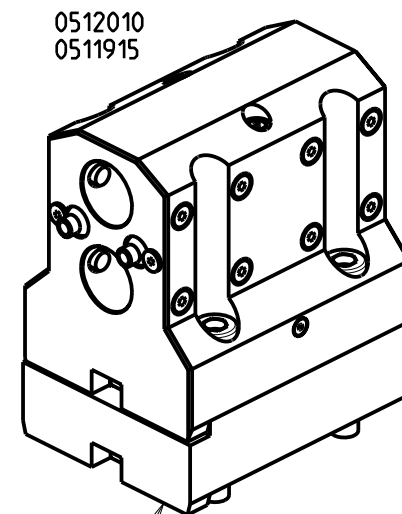
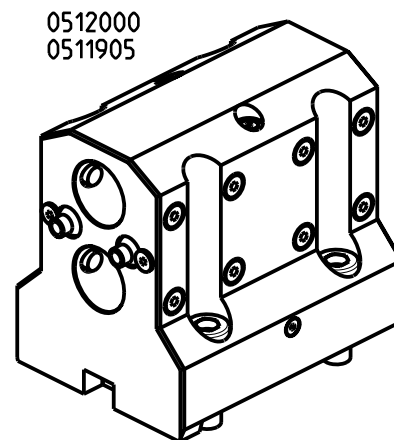
PRODUZIONE MODULI ROTANTI



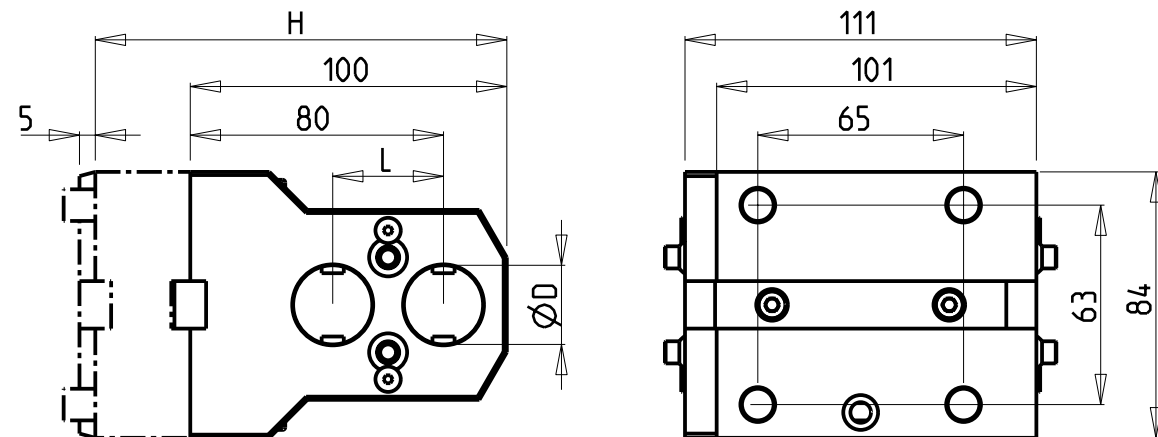
PAGINA BGL840-1-10

ATTENZIONE - ATTENTION - ACHTUNG

- Su Biglia B301/B501-YS/B650/B658/B1200 i cod. 0512010 e 0511915 sono fuori voltaggio
- On Biglia B301/B501-YS/B650/B658/B1200 the cod. 0512010 and 0511915 are out of maximum swing
- Auf Biglia B301/B501-YS/B650/B658/B1200 cod. 0512010 und 0511915 ausser Raumbedarf



- Zoccolo cod. KIT0510010
- Base-plate code KIT0510010
- Socket cod. KIT0510010



Cod. MT	Cod. BIGLIA	N°Utensili N°Tools N°Werkzeuge	Reversibile lato mandrino/contromandrino Reversible sub/main spindle side Umkehrbare Spindel-seite/ Gegenspindel-seite	Lubrificazione est. Ext. coolant Aussenkuehlung	H	D	L
0512000	-	2+2	X	X	100	25	35
0512010	-	2+2	X	X	130	25	35
0511905	41.03.29.00	2+2	X	X	100	1"	1_1/2"
0511915	-	2+2	X	X	130	1"	1_1/2"

PER BOCCOLE DI RIDUZIONE VEDI PAG. TBL150-1-00
FOR REDUCING BUSHINGS SEE PAGE TBL150-1-00
FUR REDUZIERBUCHSE SIEHE SEITE TBL150-1-00

BIGLIA

MOD: B301/445/470/501(Y-S)/510/545/550/565/650/658/1200

PORTAUTENSILE ASSIALE PER BARENO 2+2 POSIZIONI Ø25mm / Ø1"

Axial 2+2 position boring bar holder Ø25mm / Ø1"

Axial Bohrhalter 2+2 Positionen Ø25mm / Ø1"

M.T. srl

Via Casino Albini 480
Tel. 0541/956034-957884
Fax 0541/956341
47842 S. GIOVANNI IN M. (RN)
e-mail: mtma@mtmarchetti.com
http://www.mtmarchetti.com

PRODUZIONE MODULI ROTANTI



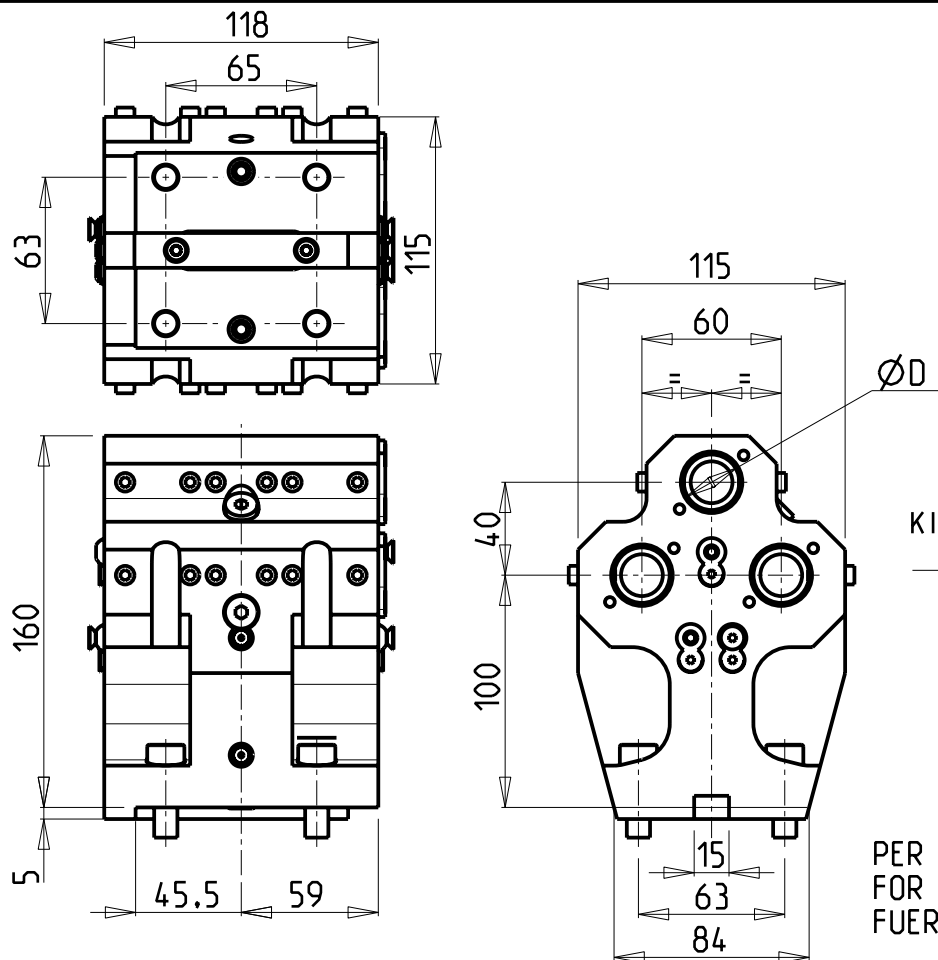
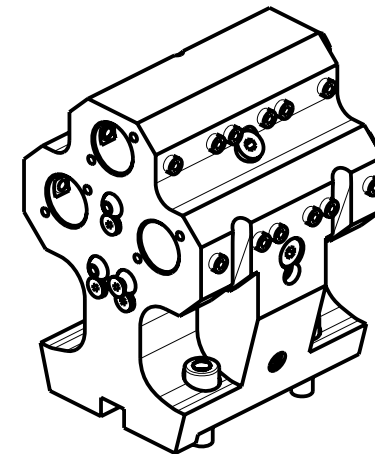
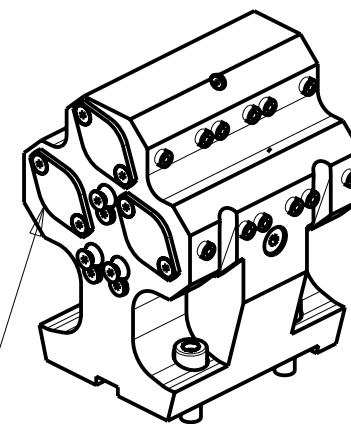
PAGINA BGL874-1-00

ATTENZIONE - ATTENTION - ACHTUNG

- VERIFICARE LE MISURE DI INGOMBRO PER POSSIBILE INTERFERENZA SU ALCUNI MODELLI DI MACCHINE
- Please check the overall sizes for possible interferences on some machine models
- Bitte überprüfen sie das ausmass um mögliche interferenzen auf einigen maschinen modellen zu vermeiden

KIT ADDUZIONE INTERNA (OPZIONALE)
 KIT FOR INTERNAL COOLANT (OPTIONAL)
 KIT FUER INTERNE KUEHLMITTELZUFUHR (OPTIONAL)
 Ø25 / Ø1" cod. KIT100006

PER BOCCOLE DI RIDUZIONE VEDI PAG. TBL150-1-00
 FOR REDUCING BUSHINGS SEE PAGE TBL150-1-00
 FUER REDUZIERBUCHSE SIEHE SEITE TBL150-1-00



Cod. MT	N°Utensili N°Tools N°Werkzeuge	Reversibile lato mandrino/contromandrino Reversible sub/main spindle side Umkehrbare Spindel-seite/ Gegenspindel-seite	Lubrificazione int. opzionale Coolant through optional Innenkuehlung Optional	Lubrificazione est. Ext. coolant Aussenkuehlung	Misure Dimensions Masse	D	
BGL0312500	3+3	X	X	X	mm	25	NEW
BGL0312540	3+3	X	X	X	Inch	1"	NEW

BIGLIA

MOD: B445/470/545/550/565/650/658/1200/446/465/745/765

PORTAUTENSILE ASSIALE PER BARENO 3+3 POSIZIONI Ø25mm / Ø1"

Axial 3+3 position boring bar holder Ø25mm / Ø1"

Axial Bohrhälter 3+3 Positionen Ø25mm / Ø1"

M.T. srl

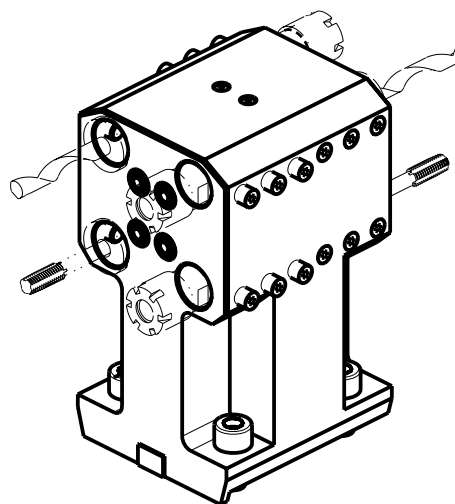
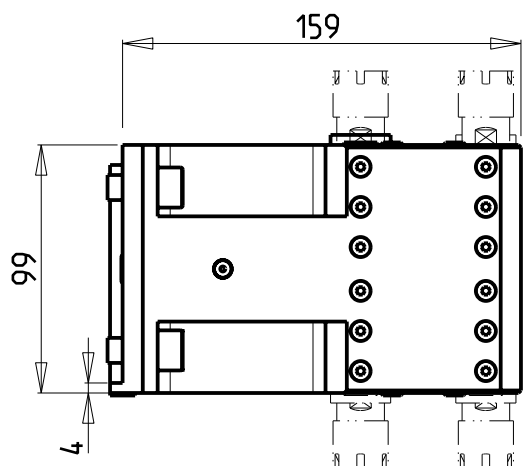
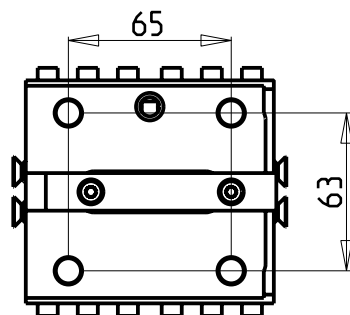
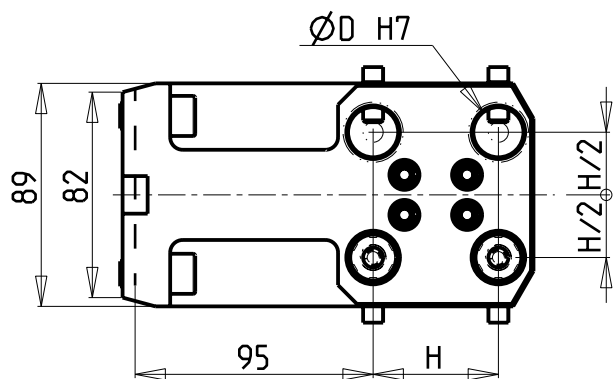
Via Casino Albini 480
 Tel. 0541/956034-957884
 Fax 0541/956341

47842 S. GIOVANNI IN M. (RN)
 e-mail: mtma@mtmarchetti.com
 http://www.mtmarchetti.com

PRODUZIONE MODULI ROTANTI



PAGINA BGL914-1-00



ATTENZIONE - ATTENTION - ACHTUNG

- VERIFICARE LE MISURE DI INGOMBRO PER POSSIBILE INTERFERENZA SU ALCUNI MODELLI DI MACCHINE
- Please check the overall sizes for possible interferences on some machine models
- Bitte überprüfen sie das ausmass um mögliche interferenzen auf einigen maschinen modellen zu vermeiden

DOTAZIONI - SUPPLIED WITH - AUSSTATTUNG

mm	N°5 Boccole - Bushings - Buchsen Ø16-12-10-8-6 N°1 ER16 Portapinza - Collet holder - Zangenhalter N°1 ER25 Portapinza - Collet holder - Zangenhalter
inch	N°3 Boccole - Bushings - Buchsen Ø1/2"-3/8"-1/4" N°1 ER16 Portapinza - Collet holder - Zangenhalter N°1 ER25 Portapinza - Collet holder - Zangenhalter

Cod. MT	N°Utensili N°Tools N°Werkzeuge	Lubrificazione est. Ext. coolant Aussenkuehlung	Misure Dimensions Masse	D	H
0592000	4+4	X	mm	20	50
0591905	4+4	X	Inch	3/4"	2"

BIGLIA

MOD: B445/470/545/550/565/650/658/1200/446/465/745/765

PORTAUTENSILE ASSIALE PER BARENO 4+4 POSIZIONI Ø20mm / Ø3/4"

Axial 4+4 position boring bar holder Ø20mm / Ø3/4"

Axial Bohrhälter 4+4 Positionen Ø20mm / Ø3/4"

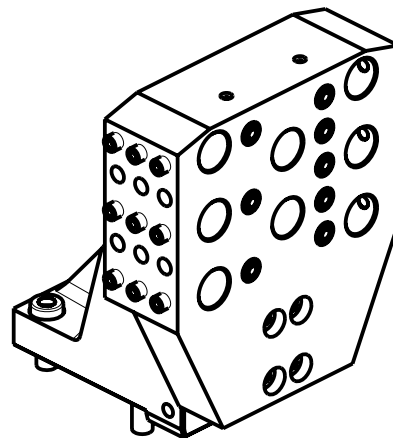

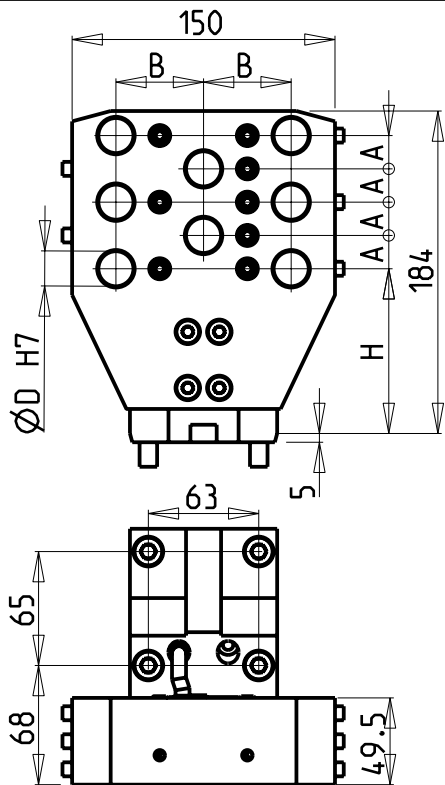
M.T. srl

Via Casino Albini 480
Tel. 0541/956034-957884
Fax 0541/956341
47842 S. GIOVANNI IN M. (RN)
e-mail: mtma@mtmarchetti.com
http://www.mtmarchetti.com

PRODUZIONE MODULI ROTANTI



PAGINA BGL924-1-00



ATTENZIONE - ATTENTION - ACHTUNG

- VERIFICARE LE MISURE DI INGOMBRO PER POSSIBILE INTERFERENZA SU ALCUNI MODELLI DI MACCHINE
- Please check the overall sizes for possible interferences on some machine models
- Bitte überprüfen sie das ausmass um mögliche interferenzen auf einigen maschinen modellen zu vermeiden

DOTAZIONI - SUPPLIED WITH - AUSSTATTUNG

mm	N°5 Boccole - Bushings - Buchsen Ø16-12-10-8-6 N°1 ER16 Portapinza - Collet holder - Zangenhalter N°1 ER25 Portapinza - Collet holder - Zangenhalter
inch	N°3 Boccole - Bushings - Buchsen Ø1/2"-3/8"-1/4" N°1 ER16 Portapinza - Collet holder - Zangenhalter N°1 ER25 Portapinza - Collet holder - Zangenhalter

Cod. MT	N°Utensili N°Tools N°Werkzeuge	Reversibile lato mandrino/contromandrino Reversible sub/main spindle side Umkehrbare Spindel-seite/ Gegenspindel-seite	Misure Dimensions Masse	D	H	A	B
0442000	8	X	mm	20	94	19	50
0441905	8	X	Inch	3/4"	3.7"	3/4"	2"
0582000	8	X	mm	20	103	19	50
0581905	8	X	Inch	3/4"	4.05"	3/4"	2"
0582010	8	X	mm	20	124	19	50
0581915	8	X	Inch	3/4"	4.88"	3/4"	2"

BIGLIA
MOD: B301/445/470/501(Y-S)/510/545/550/565/650/658/1200/446/465/745/765

PORTAUTENSILE ASSIALE PER BARENO 8 POSIZIONI Ø20mm / Ø3/4"
Axial 8 position boring bar holder Ø20mm / Ø3/4"
Axial Bohrhälter 8 Positionen Ø20mm / Ø3/4"

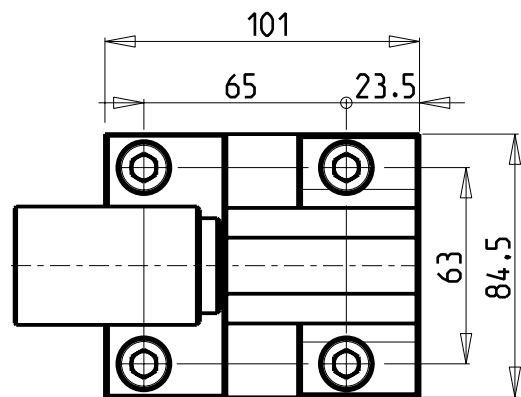
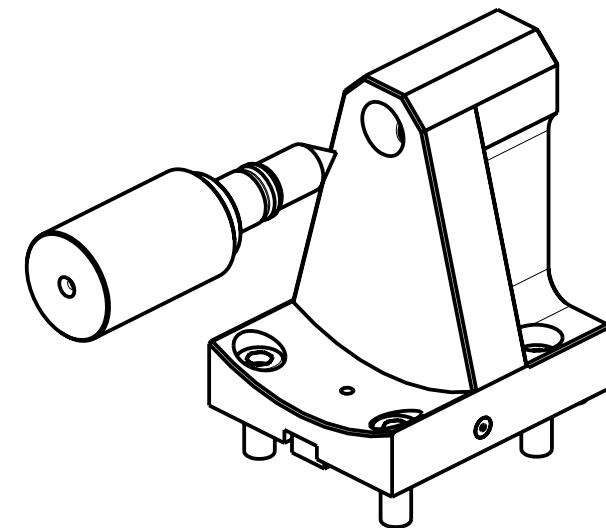
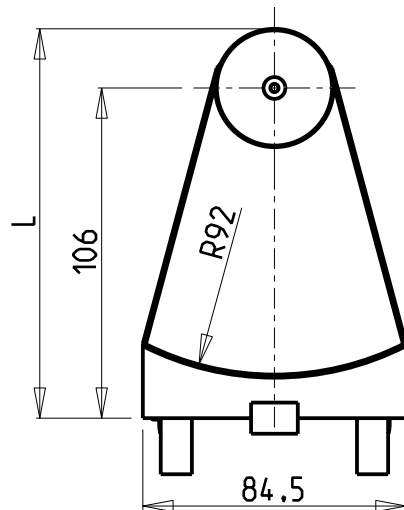
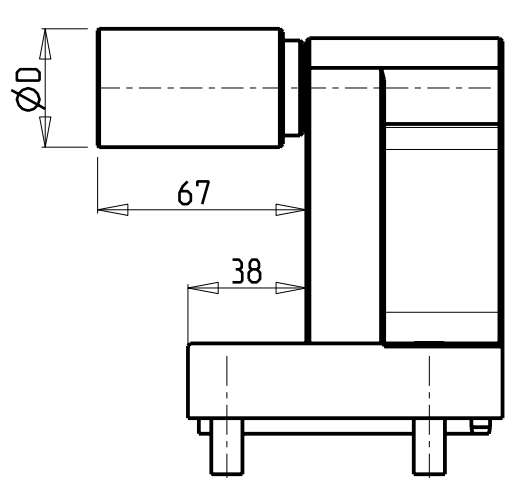
M.T. srl

Via Casino Albini 480
Tel. 0541/956034-957884
Fax 0541/956341
47842 S. GIOVANNI IN M. (RN)
e-mail: mtma@mtmarchetti.com
http://www.mtmarchetti.com

PRODUZIONE MODULI ROTANTI

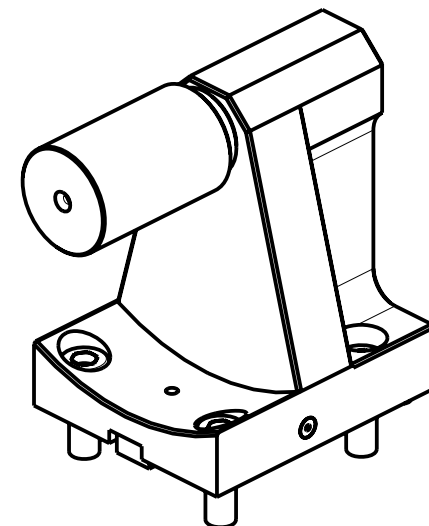


PAGINA BGL933-1-00



ATTENZIONE - ATTENTION - ACHTUNG

- VERIFICARE LE MISURE DI INGOMBRO PER POSSIBILE INTERFERENZA SU ALCUNI MODELLI DI MACCHINE
- Please check the overall sizes for possible interferences on some machine models
- Bitte überprüfen sie das ausmass um mögliche interferenzen auf einigen maschinen modellen zu vermeiden



Cod. MT	N°Utensili N°Tools N°Werkzeuge	D	L
0800100	1	38	125
0800100L	1	2"	131.4

BIGLIA
 MOD: B301/445/470/501(Y-S)/510/545/550/565/650/658/1200

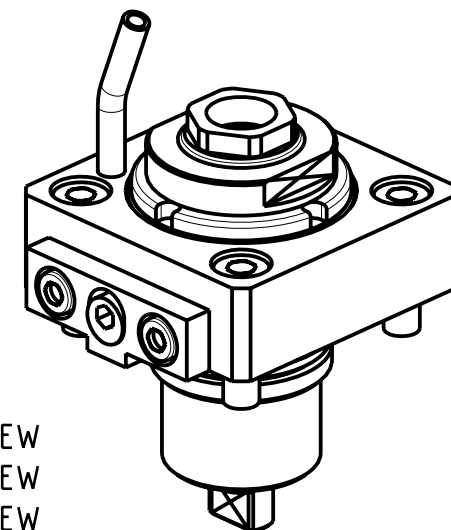
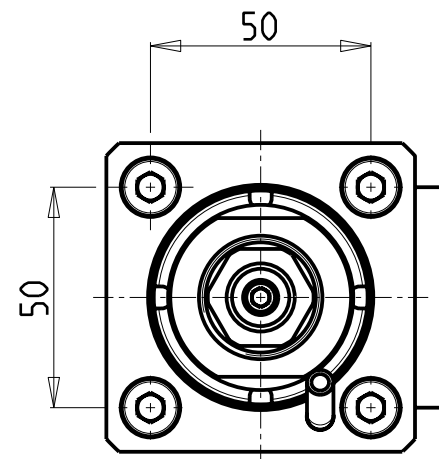
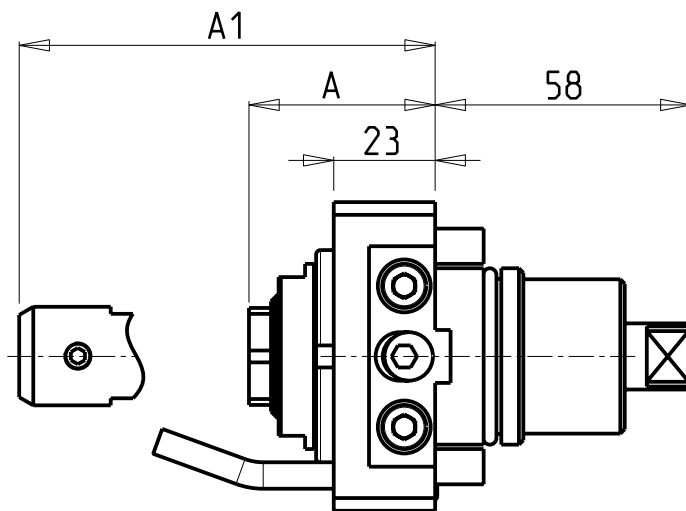
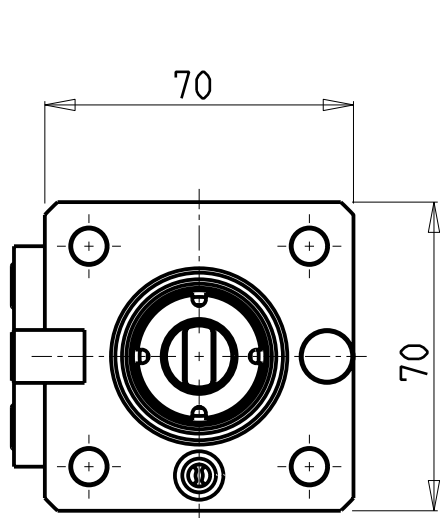
CONTROPUNTA PER CONTROMANDRINO
 Tailstock for subspindle
 Gegenspitz fuer Gegenspindel

M.T. srl
 Via Casino Albini 480
 Tel. 0541/956034-957884
 Fax 0541/956341
 47842 S. GIOVANNI IN M. (RN)
 e-mail: mtma@mtmarchetti.com
 http://www.mtmarchetti.com

PRODUZIONE MODULI ROTANTI



PAGINA BGL950-1-00



Cod. MT	Mandrino Spindle Spindel	I	RPM	Coppia Max Max Torque Max Drehmoment	Lubrificazione int. Coolant through Innenkuehlung	Lubrificazione est. Ext. coolant Aussenkuehlung	A	A1	CHIAVI NON INCLUSE Keys not included Schluessel nicht einbegriffen		
BGL1020316	ER16	1:1	6000	25Nm	-	X	66	-	CHUB36	CHMNER16	NEW
BGL1020416	ER16	1:1	6000	25Nm	P=30bar	X	66	-	CHUB36	CHMNER16	NEW
BGL1020320	ER20	1:1	6000	25Nm	-	X	58.2	-	CHUB36	CHSTER20	NEW
BGL1020420	ER20	1:1	6000	25Nm	P=30bar	X	65.7	-	CHUB36	CHSTER20	NEW
BGL1020120	ERA20	1:1	6000	25Nm	-	X	42.2	-	CHUB36	CHUB22	
BGL1020220	ERA20	1:1	6000	25Nm	P=30bar	X	49.7	-	CHUB36	CHUB22	
BGL1020512	WELDON 12	1:1	6000	25Nm	-	X	-	42.5	-	-	NEW

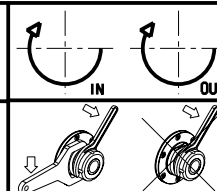
BIGLIA

MOD: B436

MODULO MOTORIZZATO RADIALE

Radial driven tool

Radial angetriebenes Werkzeug



M.T. srl

Via Casino Albini 480
Tel. 0541/956034-957884

Fax 0541/956341

47842 S. GIOVANNI IN M. (RN)

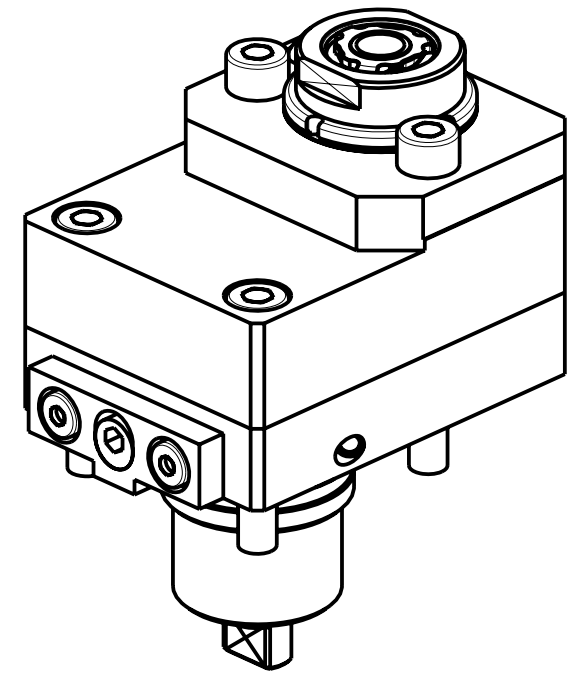
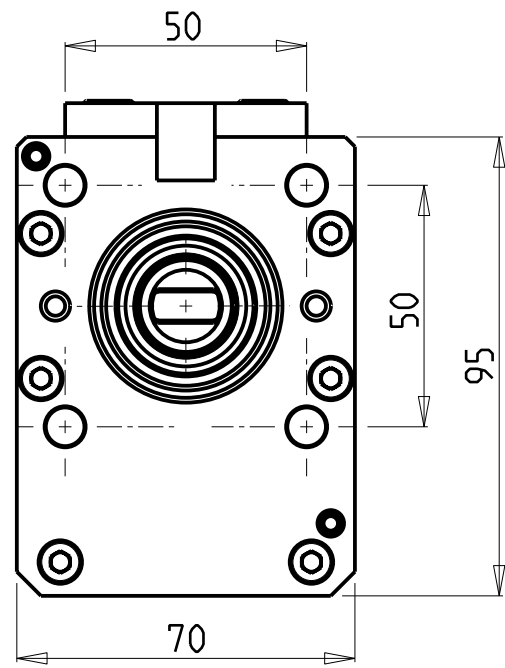
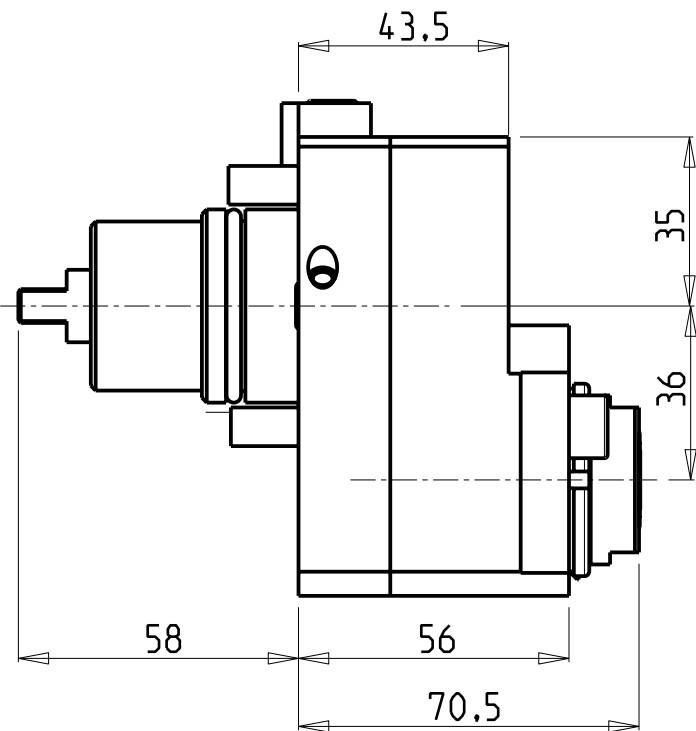
e-mail: mtma@mtmarchetti.com

http://www.mtmarchetti.com

PRODUZIONE MODULI ROTANTI



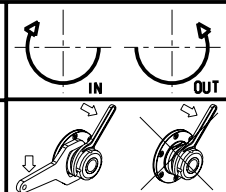
PAGINA BGL010-2-00



- Chiave inclusa
- Key included
- Schluessel inbegriffen

Cod. MT	Mandrino Spindle Spindel	I	RPM	Coppia Max Max Torque Max Drehmoment	Reversibile lato mandrino/contromandrino Reversible sub/main spindle side Umkehrbare Spindelsete/Gegenspindelsete	Lubrificazione int. Coolant through Innenkuehlung	Lubrificazione est. Ext. coolant Aussenkuehlung	CHIAVI NON INCLUSE Keys not included Schluessel nicht einbegriffen			
								C HUB30	C HUB19_SP3	C HTAER16ZC	
BGL1130316	ERA16	1:1	6000	25Nm	X	-	X	C HUB30	C HUB19_SP3	C HTAER16ZC	NEW
BGL1130416	ERA16	1:1	6000	25Nm	X	P=30bar	X	C HUB30	C HUB19_SP3	C HTAER16ZC	NEW

BIGLIA
MOD: B436
 MODULO MOTORIZZATO RADIALE DISASSATO IN Z 36mm
 Radial driven tool re-directed in Z by 36mm
 Radial angetriebenes Werkzeug achsversetzt in Z um 36mm

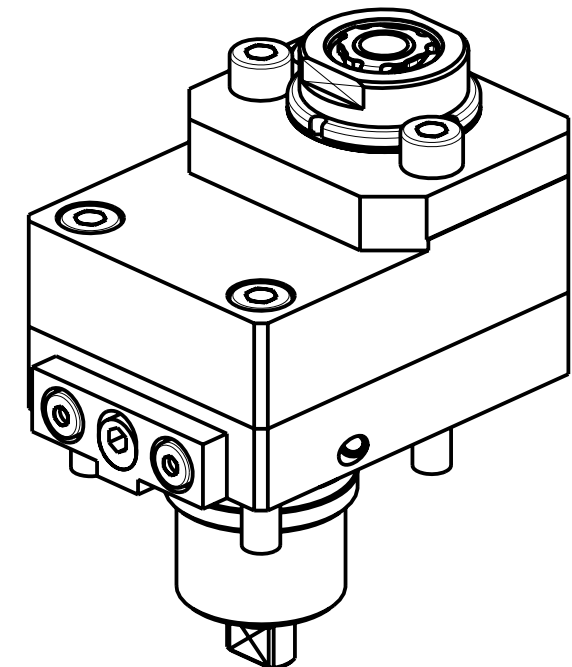
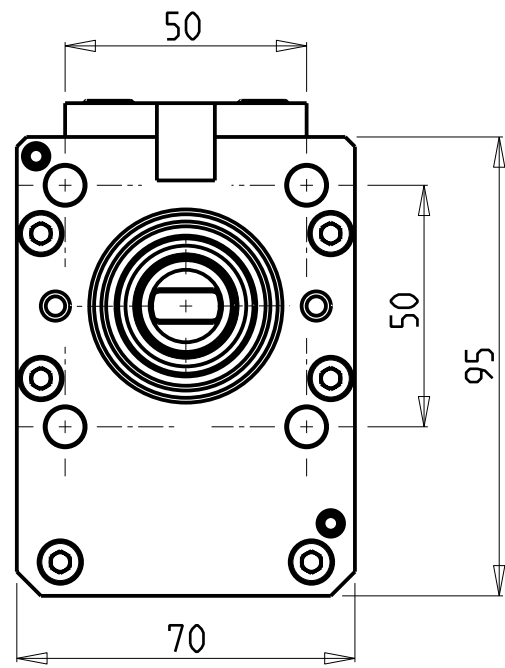
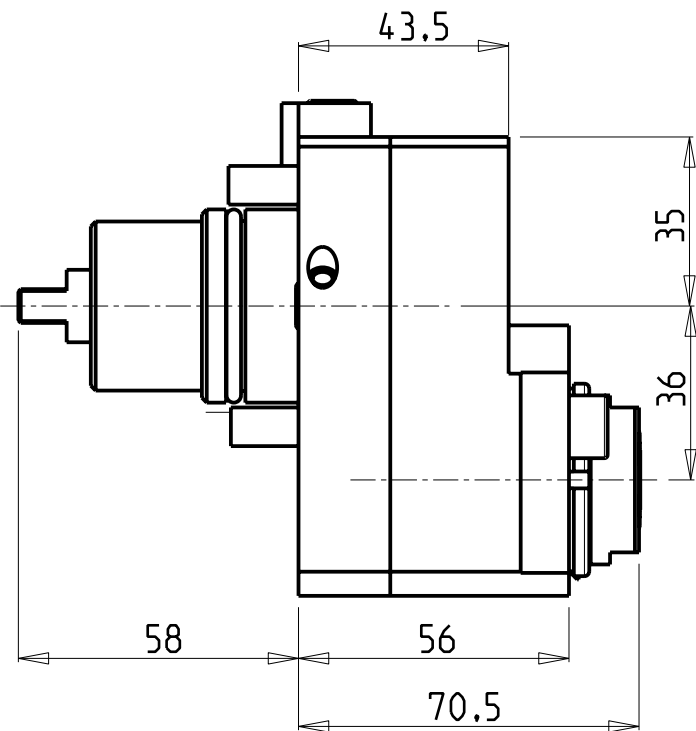


M.T. srl
 Via Casino Albini 480
 Tel. 0541/956034-957884
 Fax 0541/956341
 47842 S. GIOVANNI IN M. (RN)
 e-mail: mtma@mtmarchetti.com
 http://www.mtmarchetti.com

PRODUZIONE MODULI ROTANTI



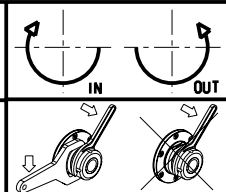
PAGINA BGL030-2-10



- Chiave inclusa
- Key included
- Schluessel inbegriffen

Cod. MT	Mandrino Spindle Spindel	i	RPM	Coppia Max Max Torque Max Drehmoment	Reversibile lato mandrino/contromandrino Reversible sub/main spindle side Umkehrbare Spindelsete/Gegenspindelsete	Lubrificazione int. Coolant through Innenkuehlung	Lubrificazione est. Ext. coolant Aussenkuehlung	CHIAVI NON INCLUSE Keys not included Schluessel nicht einbegriffen			
								CHUB30	CHUB19_SP3	CHTAER16ZC	
BGL1131316	ERA16	1:2	12000	15Nm	X	-	X	CHUB30	CHUB19_SP3	CHTAER16ZC	NEW
BGL1131416	ERA16	1:2	12000	15Nm	X	P=30bar	X	CHUB30	CHUB19_SP3	CHTAER16ZC	NEW

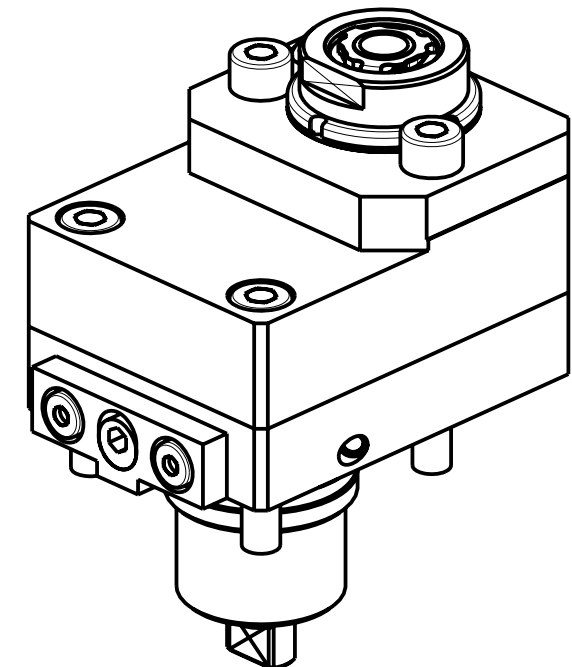
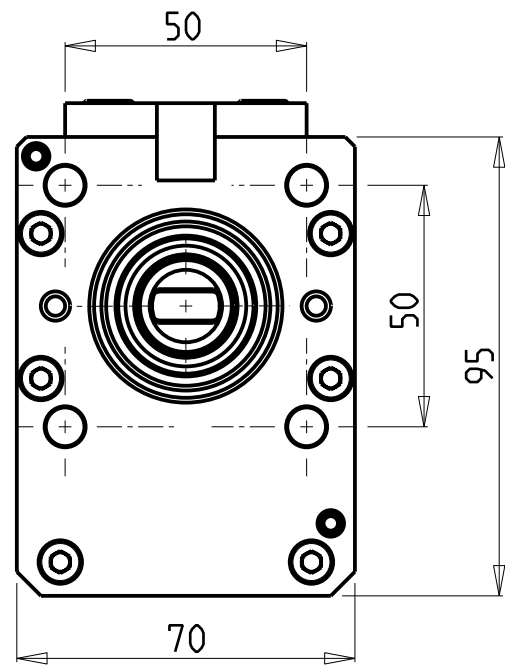
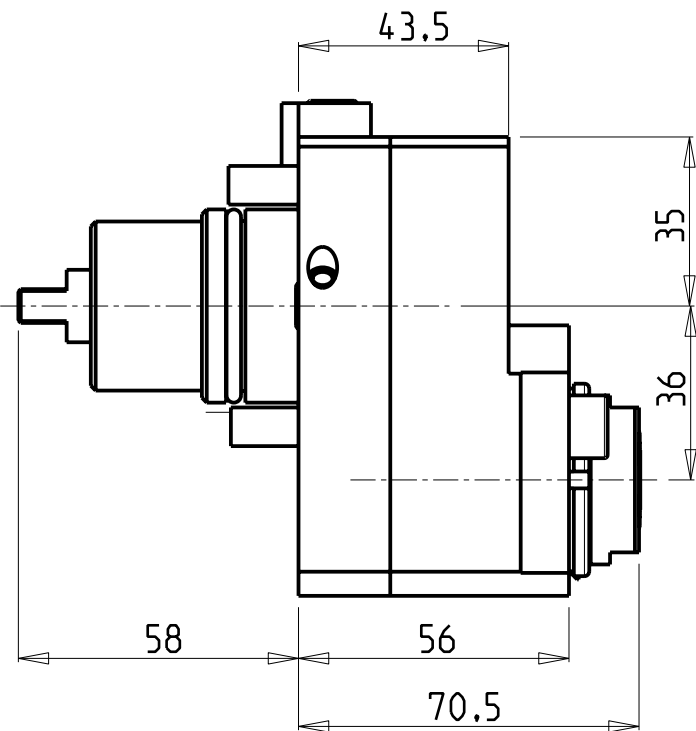
BIGLIA
MOD: B436
 MODULO MOTORIZZATO RADIALE MOLTIPLICATO I=1:2 DISASSATO IN Z 36mm
 Radial geared-up I=1:2 driven tool re-directed in Z by 36mm
 Radial angetriebenes Werkzeug uebersetzt I=1:2 achsversetzt in Z um 36mm



M.T. srl
 Via Casino Albini 480
 Tel. 0541/956034-957884
 Fax 0541/956341
 47842 S. GIOVANNI IN M. (RN)
 e-mail: mtma@mtmarchetti.com
 http://www.mtmarchetti.com

PRODUZIONE MODULI ROTANTI

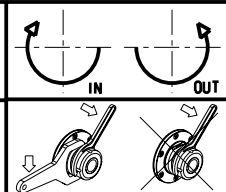
PAGINA BGL030-2-30



- Chiave inclusa
- Key included
- Schluessel inbegriffen

Cod. MT	Mandrino Spindle Spindel	i	RPM	Coppia Max Max Torque Max Drehmoment	Reversibile lato mandrino/contromandrino Reversible sub/main spindle side Umkehrbare Spindelsete/Gegenspindelsete	Lubrificazione int. Coolant through Innenkuehlung	Lubrificazione est. Ext. coolant Aussenkuehlung	CHIAVI NON INCLUSE Keys not included Schluessel nicht einbegriffen			
								CHUB30	CHUB19_SP3	CHTAER16ZC	
BGL1132316	ERA16	1:3	18000	10Nm	X	-	X	CHUB30	CHUB19_SP3	CHTAER16ZC	NEW
BGL1132416	ERA16	1:3	18000	10Nm	X	P=30bar	X	CHUB30	CHUB19_SP3	CHTAER16ZC	NEW

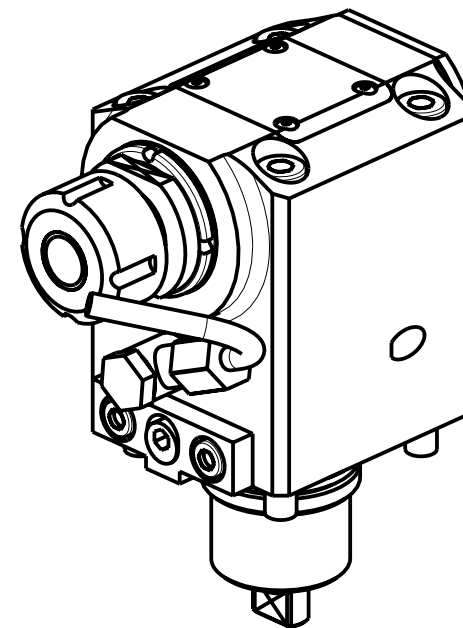
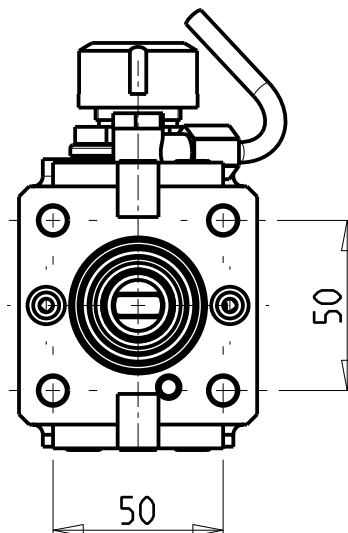
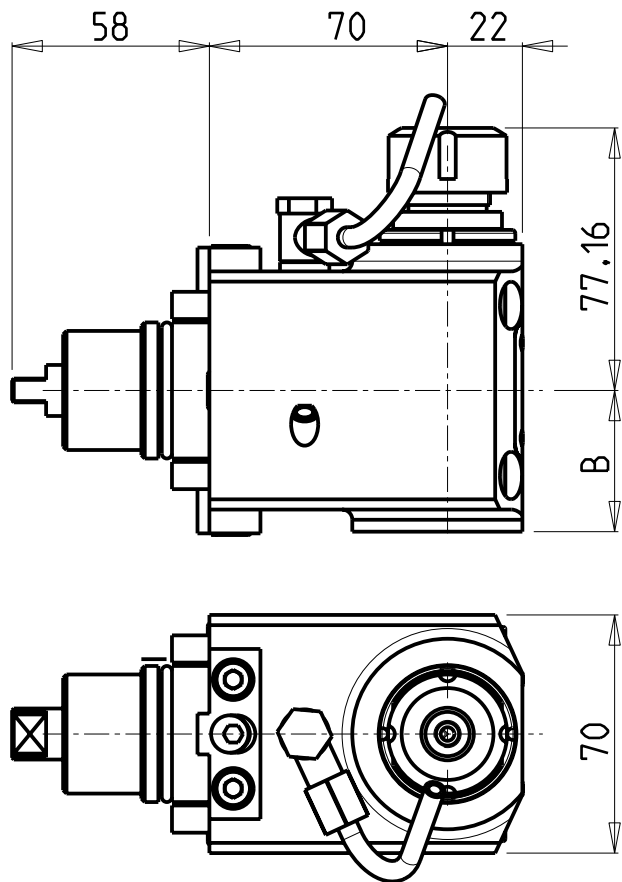
BIGLIA
MOD: B436
 MODULO MOTORIZZATO RADIALE MOLTIPLICATO I=1:3 DISASSATO IN Z 36mm
 Radial geared-up I=1:3 driven tool re-directed in Z by 36mm
 Radial angetriebenes Werkzeug uebersezt I=1:3 achsversezt in Z um 36mm



M.T. srl
 Via Casino Albini 480
 Tel. 0541/956034-957884
 Fax 0541/956341
 47842 S. GIOVANNI IN M. (RN)
 e-mail: mtma@mtmarchetti.com
 http://www.mtmarchetti.com

PRODUZIONE MODULI ROTANTI

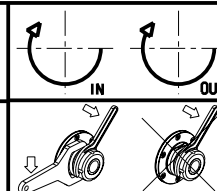
PAGINA BGL030-2-50



Cod. MT	Mandrino Spindle Spindel	I	RPM	Coppia Max Max Torque Max Drehmoment	Reversibile lato mandrino/contromandrino Reversible sub/main spindle side Umkehrbare Spindel-seite/ Gegenspindel-seite	Lubrificazione int. Coolant through Innenkuehlung	Lubrificazione est. Ext. coolant Aussenkuehlung	B	CHIAVI NON INCLUSE Keys not included Schlüssel nicht einbegriffen	
BGL1010120	ER20	1:1	6000	25Nm	X		X	41	CHSTER20	CHUB32
BGL1010220	ER20	1:1	6000	25Nm	X	P=70bar	X	49.5	CHSTER20	CHUB32

BIGLIA
MOD: B436

MODULO MOTORIZZATO ASSIALE
Axial driven tool
Axial angetriebenes Werkzeug



M.T. srl

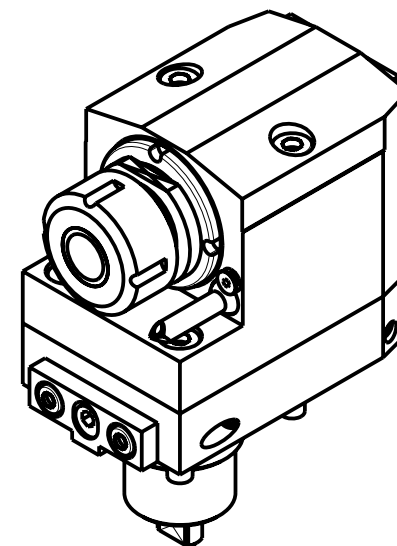
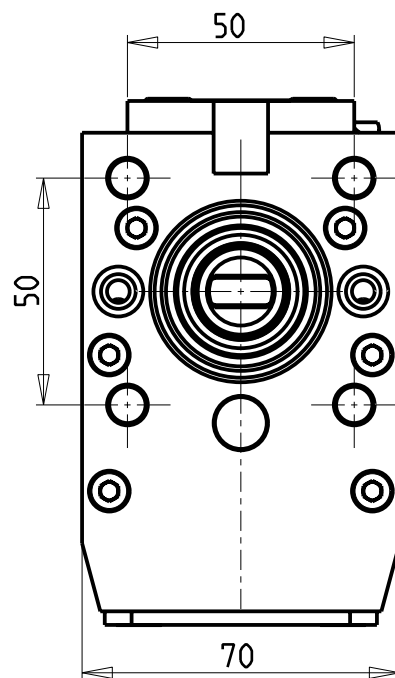
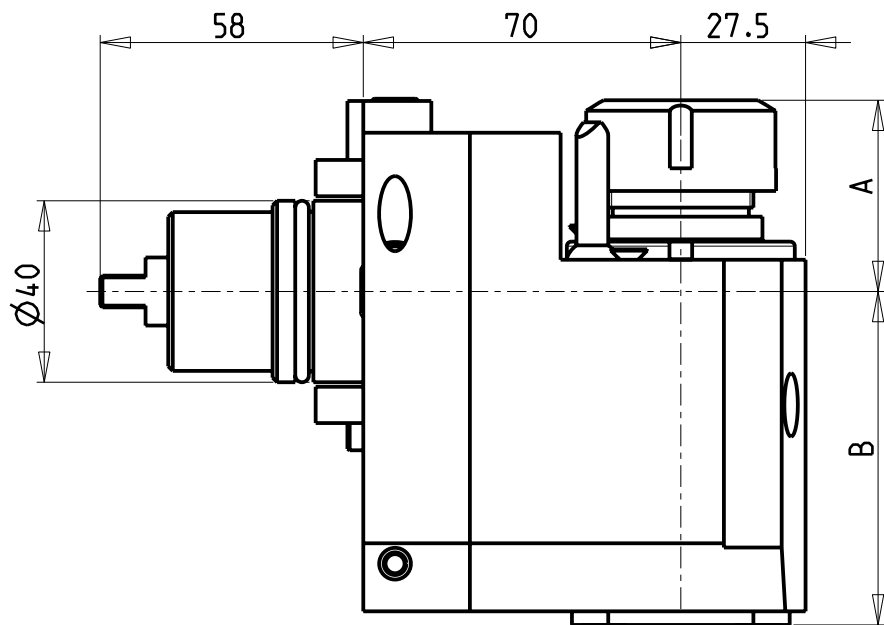
Via Casino Albini 480
Tel. 0541/956034-957884
Fax 0541/956341

47842 S. GIOVANNI IN M. (RN)
e-mail: mtma@mtmarchetti.com
http://www.mtmarchetti.com

PRODUZIONE MODULI ROTANTI



PAGINA BGL150-2-10



- Chiave inclusa
- Key included
- Schluessel inbegriffen

Cod. MT	Mandrino Spindel	I	RPM	Coppia Max Max Torque Max Drehmoment	Reversibile lato mandrino/contromandrino Reversible sub/main spindle side Umkehrbare Spindelseite/ Gegenspindelseite	Lubrificazione int. Coolant through Innenkuehlung	Lubrificazione est. Ext. coolant Aussenkuehlung	A	B	CHIAVI NON INCLUSE Keys not included Schluessel nicht einbegriffen			
BGL1030125	ER25	1:1	6000	25Nm	X		X	42.16	73.5	CHSTER25	CHUB38		NEW
BGL1030225	ER25	1:1	6000	25Nm	X	P=70bar	X	42.16	83.5	CHSTER25	CHUB38		NEW
BGL1030325	ERA25	1:1	6000	25Nm	X		X	28.5	73.5	CHUB38	CHUB27	CHTAER25ZC	NEW
BGL1030425	ERA25	1:1	6000	25Nm	X	P=70bar	X	28.5	83.5	CHUB38	CHUB27	CHTAER25ZC	NEW

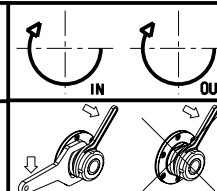
BIGLIA

MOD: B436

MODULO MOTORIZZATO ASSIALE ARRETRATO

Axial rear-set driven tool

Axial angetriebenes Werkzeug zurueckversetzt



M.T. srl

Via Casino Albini 480
Tel. 0541/956034-957884

Fax 0541/956341

47842 S. GIOVANNI IN M. (RN)

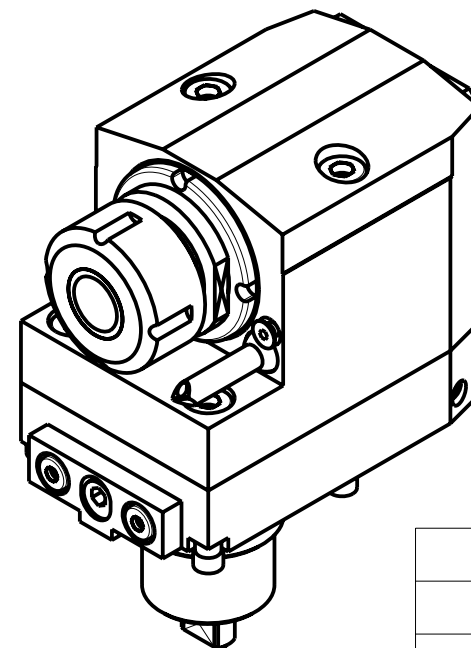
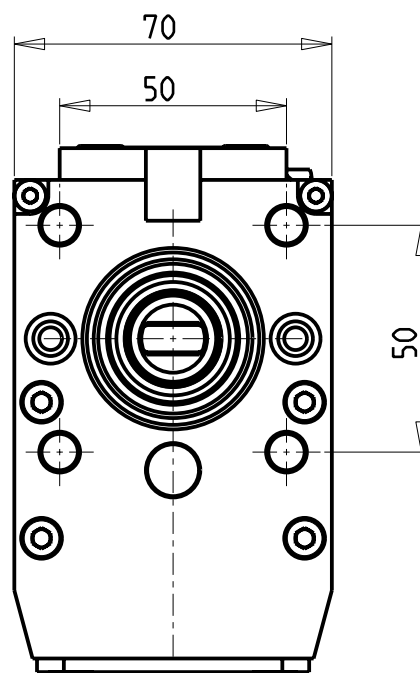
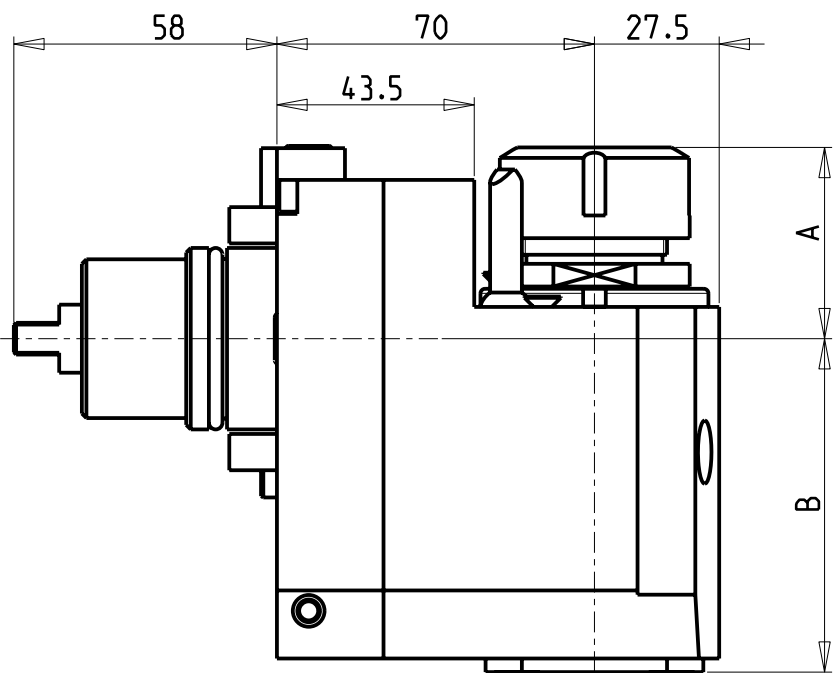
e-mail: mtma@mtmarchetti.com

http://www.mtmarchetti.com

PRODUZIONE MODULI ROTANTI



PAGINA BGL180-2-10



- Chiave inclusa
- Key included
- Schlüssel inbegriffen

Cod. MT	Mandrino Spindle Spindel	I	RPM	Coppia Max Max Torque Max Drehmoment	Reversibile lato mandrino/contromandrino Reversible sub/main spindle side Umkehrbare Spindel-seite/ Gegenspindel-seite	Lubrificazione int. Coolant through Innenkuehlung	Lubrificazione est. Ext. coolant Aussenkuehlung	A	B	CHIAVI NON INCLUDE Keys not included Schlüssel nicht einbegriffen		
										CHSTER20	CHUB38	NEW
BGL1090120	ER20	1:2	12000	15Nm	X		X	41.16	73.5	CHSTER20	CHUB38	NEW
BGL1090125	ER25	1:2	12000	15Nm	X		X	42.16	73.5	CHSTER25	CHUB38	NEW
BGL1090225	ER25	1:2	12000	15Nm	X	P=70bar	X	42.16	83.5	CHSTER25	CHUB38	NEW
BGL1090320	ERA20	1:2	12000	15Nm	X		X	24.5	73.5	CHUB38	CHUB22	CHTAER20ZC • NEW
BGL1090420	ERA20	1:2	12000	15Nm	X	P=70bar	X	24.5	83.5	CHUB38	CHUB22	CHTAER20ZC • NEW
BGL1090325	ERA25	1:2	12000	15Nm	X		X	28.5	73.5	CHUB38	CHUB27	CHTAER25ZC • NEW
BGL1090425	ERA25	1:2	12000	15Nm	X	P=70bar	X	28.5	83.5	CHUB38	CHUB27	CHTAER25ZC • NEW

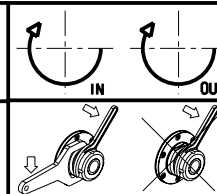
BIGLIA

MOD: B436

MODULO MOTORIZZATO ASSIALE ARRETRATO MOLTIPLICATO I=1:2

Axial geared-up I=1:2 rear-set driven tool

Axial angetriebenes Werkzeug uebersetzt I=1:2 zurueckversetzt



M.T. srl

Via Casino Albini 480
Tel. 0541/956034-957884

Fax 0541/956341

47842 S. GIOVANNI IN M. (RN)

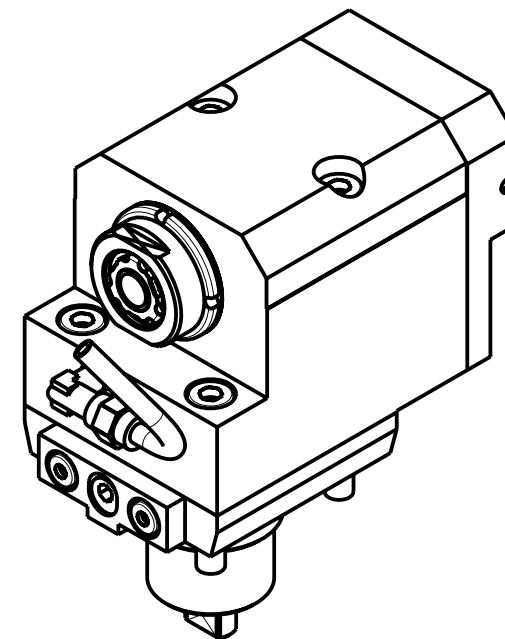
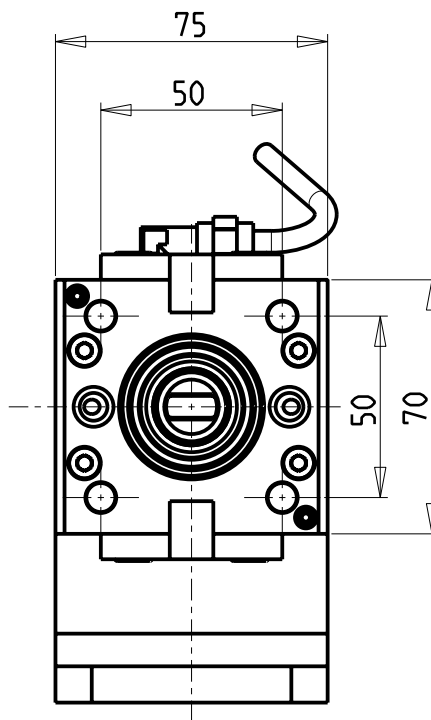
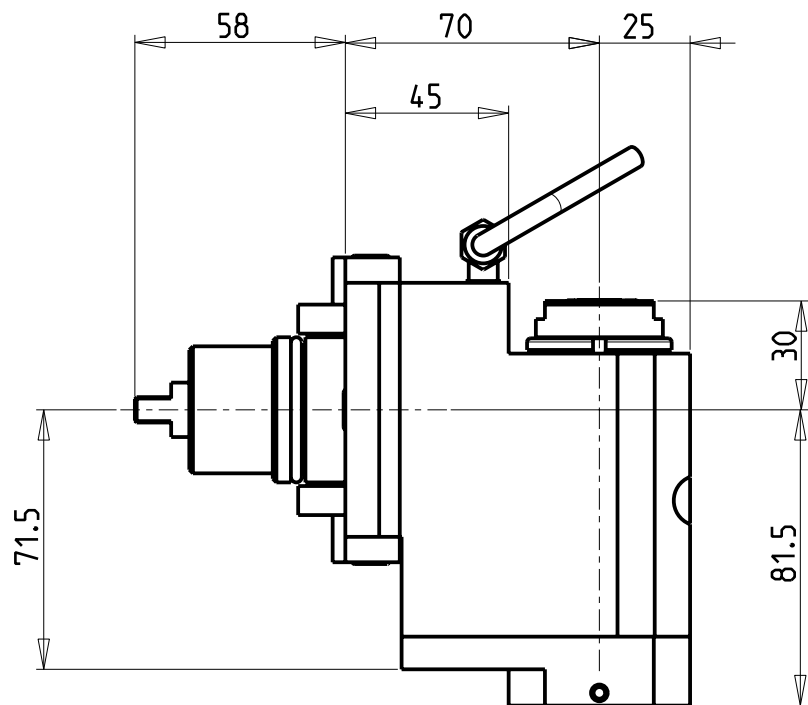
e-mail: mtma@mtmarchetti.com

http://www.mtmarchetti.com

PRODUZIONE MODULI ROTANTI



PAGINA BGL225-2-10



- Chiave inclusa
- Key included
- Schlüssel inbegriffen

Cod. MT	Mandrino Spindle Spindel	I	RPM	Coppia Max Max Torque Max Drehmoment	Reversibile lato mandrino/contromandrino Reversible sub/main spindle side Umkehrbare Spindel-seite/ Gegenspindel-seite	Lubrificazione int. Coolant through Innenkuehlung	Lubrificazione est. Ext. coolant Aussenkuehlung	CHIAVI NON INCLUSE Keys not included Schlüssel nicht einbegriffen			
								CHUB30	CHUB19_SP3	CHTAER16ZC	
BGL1120316	ERA16	1:3	18000	10Nm	X	-	X	CHUB30	CHUB19_SP3	CHTAER16ZC	NEW
BGL1120416	ERA16	1:3	18000	10Nm	X	P=30bar	X	CHUB30	CHUB19_SP3	CHTAER16ZC	NEW

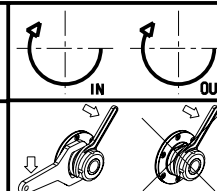
BIGLIA

MOD: B436

MODULO MOTORIZZATO ASSIALE ARRETRATO MOLTIPLICATO I=1:3

Axial geared-up I=1:3 rear-set driven tool

Axial angetriebenes Werkzeug uebersetzt I=1:3 zurueckversetzt



M.T. srl

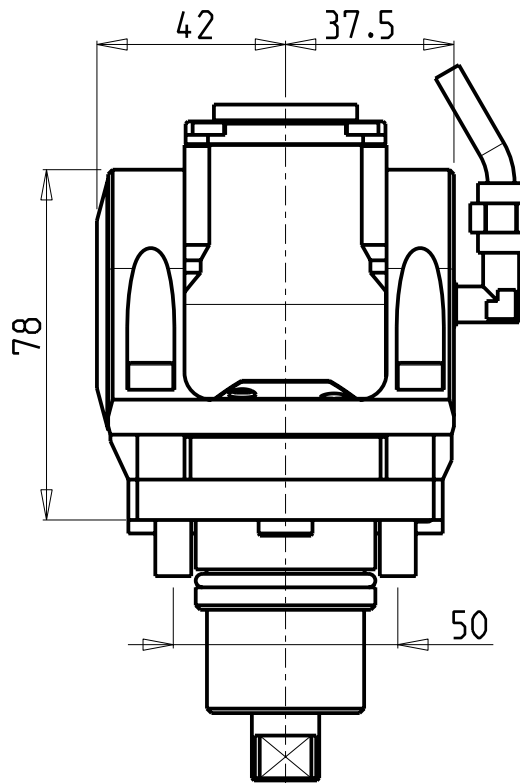
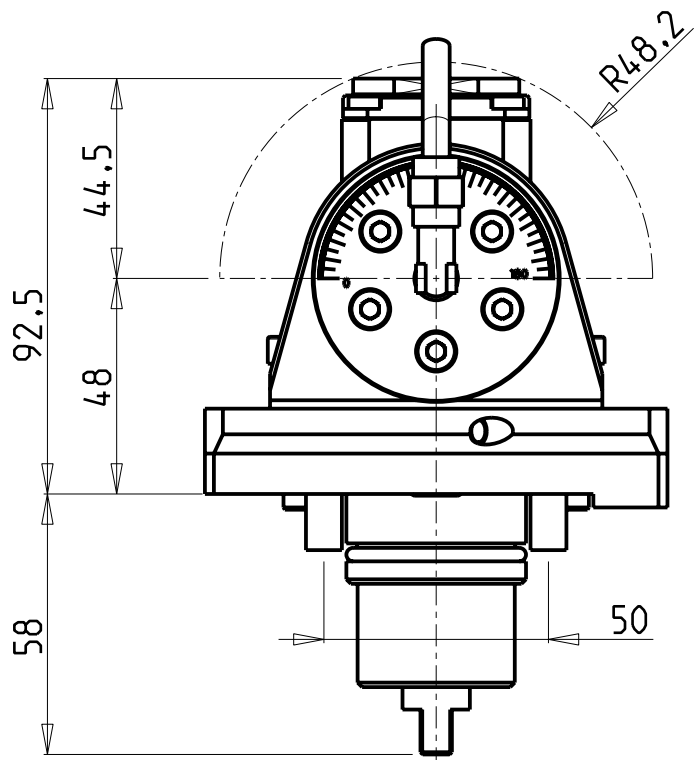
Via Casino Albini 480
Tel. 0541/956034-957884
Fax 0541/956341

47842 S. GIOVANNI IN M. (RN)
e-mail: mtma@mtmarchetti.com
http://www.mtmarchetti.com

PRODUZIONE MODULI ROTANTI

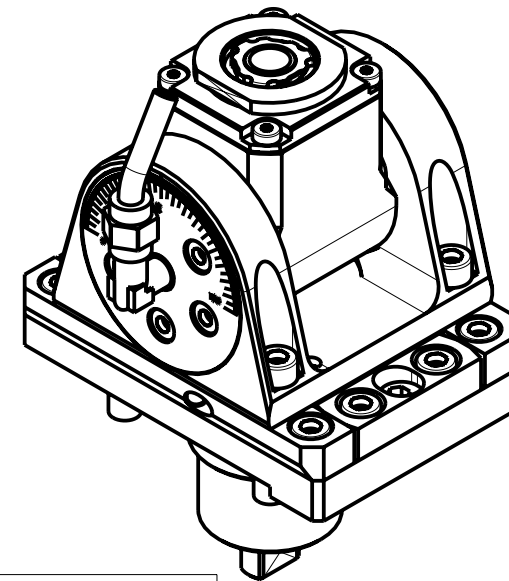


PAGINA BGL226-2-10



ATTENZIONE - ATTENTION - ACHTUNG

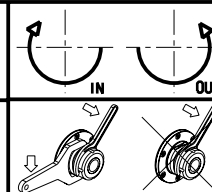
- Con l'utensile orientato a 0° o 180°, non è possibile eseguire lavorazioni a centro-pezzo!
- It is not possible to make machining operations at the center of the part with tool oriented at 0° or at 180°.
- Mit einem Werkzeug um 0° oder 180° orientiert, ist es nicht möglich, Verarbeitung von der Werkzeug-Mitte auszuführen.



Cod. MT	Mandrino Spindle Spindel	I	RPM	Coppia Max Max Torque Max Drehmoment	Reversibile lato mandrino/contromandrino Reversible sub/main spindle side Umkehrbare Spindel-seite/ Gegenspindel-seite	Lubrificazione int. Coolant through Innenkuehlung	Lubrificazione est. Ext. coolant Aussenkuehlung	CHIAVI INCLUSE Keys included Schlüssel inbegriffen				
BGL1100120	ER A 16	1:1	6000	20Nm	X		X	CHUB19_SP3	CHUB32	CHESL05	CHTAER16ZC	NEW
BGL1100220	ER A 16	1:1	6000	20Nm	X	P=70bar	X	CHUB19_SP3	CHUB32	CHESL05	CHTAER16ZC	NEW

BIGLIA
MOD: B436

MODULO MOTORIZZATO ORIENTABILE ±90°
±90° adjustable angle driven tool
Angetriebenes Werkzeug schwenkbar ±90°



M.T. srl

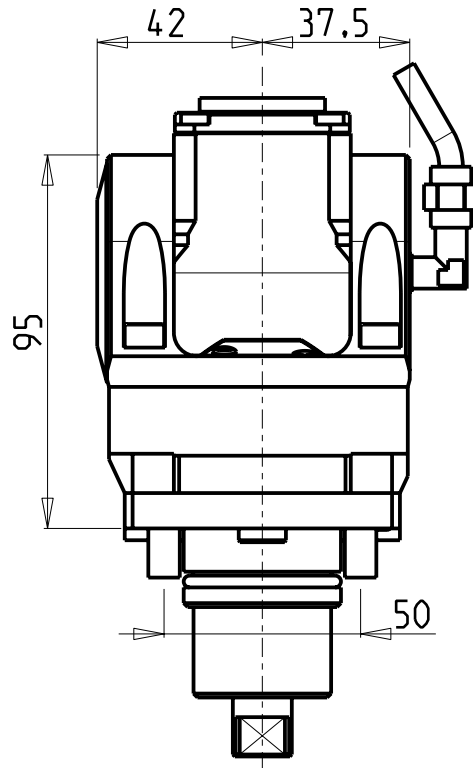
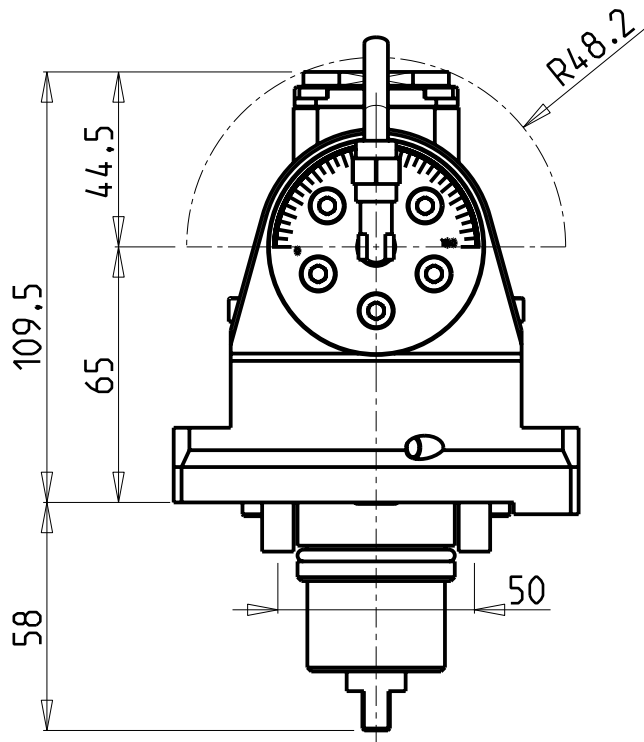
Via Casino Albini 480
Tel. 0541/956034-957884
Fax 0541/956341

47842 S. GIOVANNI IN M. (RN)
e-mail: mtma@mtmarchetti.com
http://www.mtmarchetti.com

PRODUZIONE MODULI ROTANTI

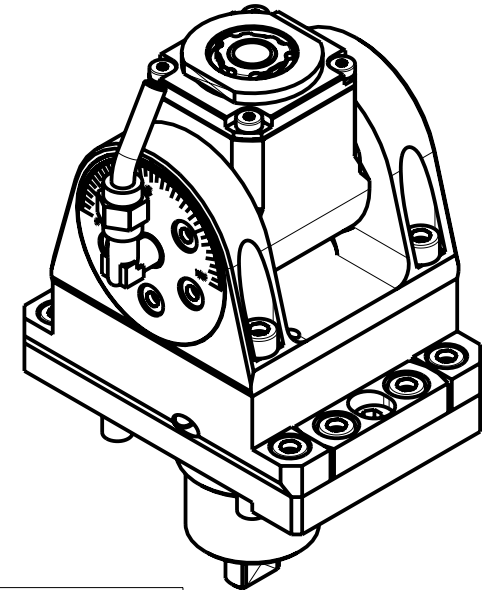


PAGINA BGL335-2-00



ATTENZIONE - ATTENTION - ACHTUNG

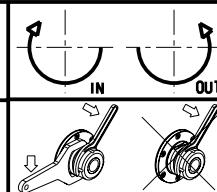
- VERIFICARE LE MISURE DI INGOMBRO PER POSSIBILE INTERFERENZA
- Please check the overall sizes for possible interferences
- Bitte überprüfen sie das Ausmass um mögliche Interferenzen zu vermeiden




Cod. MT	Mandrino Spindle Spindel	I	RPM	Coppia Max Max Torque Max Drehmoment	Reversibile lato mandrino/contromandrino Reversible sub/main spindle side Umkehrbare Spindel-seite/ Gegenspindel-seite	Lubrificazione int. Coolant through Innenkuehlung	Lubrificazione est. Ext. coolant Aussenkuehlung	CHIAVI INCLUSE Keys included Schlüssel inbegriffen				
BGL1101120	ER A 16	1:1	6000	20Nm	X		X	CHUB19_SP3	CHUB32	CHESL05	CHTAER16ZC	NEW
BGL1101220	ER A 16	1:1	6000	20Nm	X	P=70bar	X	CHUB19_SP3	CHUB32	CHESL05	CHTAER16ZC	NEW

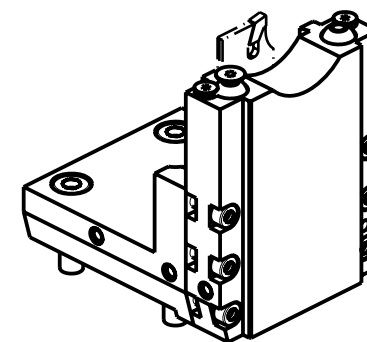
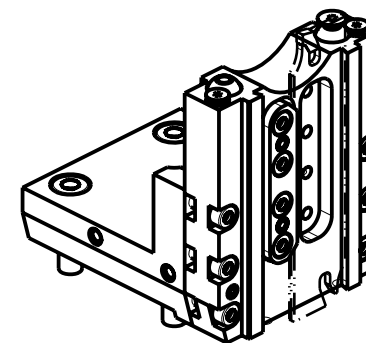
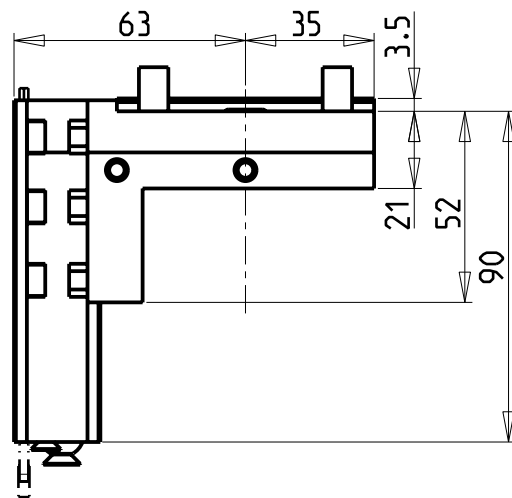
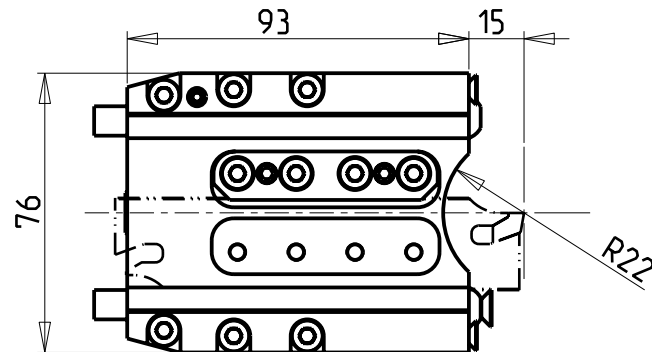
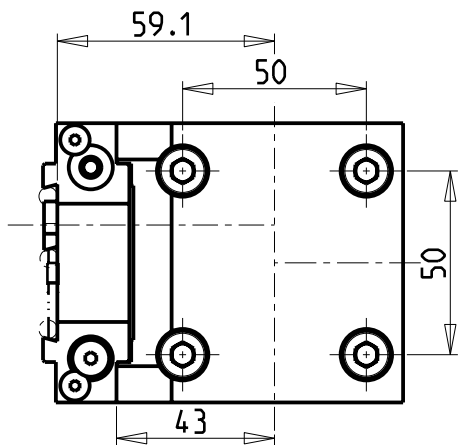
BIGLIA
MOD: B436

MODULO MOTORIZZATO ORIENTABILE $\pm 90^\circ$
 $\pm 90^\circ$ adjustable angle driven tool
 Angetriebenes Werkzeug schwenkbar $\pm 90^\circ$



M.T. srl
 Via Casino Albini 480
 Tel. 0541/956034-957884
 Fax 0541/956341
 47842 S. GIOVANNI IN M. (RN)
 e-mail: mtma@mtmarchetti.com
 http://www.mtmarchetti.com

PRODUZIONE MODULI ROTANTI

 PAGINA BGL335-2-10



POSSIBILITA' DI LAVORO M3/M4
 OPTION OF M3/M4 WORKING
 ARBEITSMÖGLICHKEIT M3/M4

DOTAZIONI - SUPPLIED WITH - AUSSTATTUNG

- N°1 - LAMA - BLADE - KLINGE KENNAMETAL H=26 Sp. 3/4mm
- N°10 - INSERTI - INSERTS - EINLAGEN
- N°1 - CHIAVE A T PER MONTAGGIO INSERTI
 - T-WRENCH FOR INSERT SET UP
 - T-SCHLUESSEL FUER EINSATZSTUECK-MONTAGE

Cod. MT	N°Utensili N°Tools N°Werkzeuge	Reversibile lato mandrino/contromandrino Reversible sub/main spindle side Umkehrbare Spindel-seite/ Gegenspindel-seite	Lubr.esterna Ext. coolant Aussenkuehlung
BGL1040226	1	X	X

NEW

BIGLIA
 MOD: B436

PORTAUTENSILE RADIALE PER LAMA
 Radial blade holder
 Radial Abstechhalter

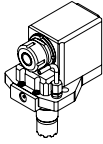
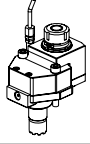
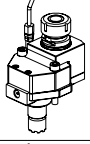
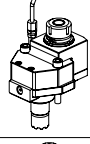
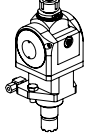
M.T. srl

Via Casino Albini 480
 Tel. 0541/956034-957884
 Fax 0541/956341
 47842 S. GIOVANNI IN M. (RN)
 e-mail: mtma@mtmarchetti.com
 http://www.mtmarchetti.com

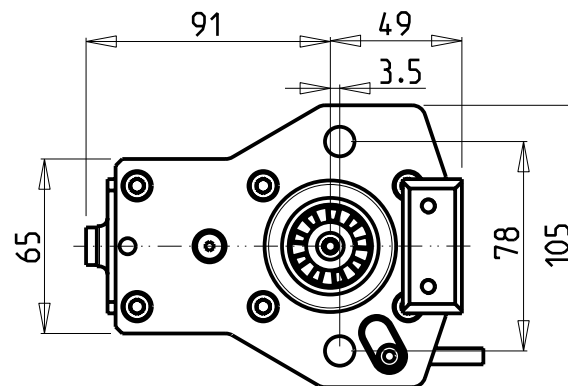
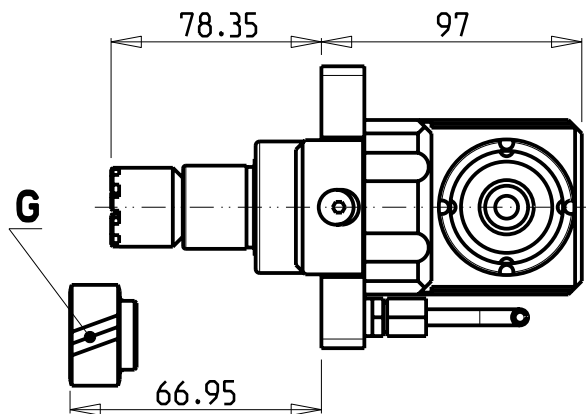
PRODUZIONE MODULI ROTANTI



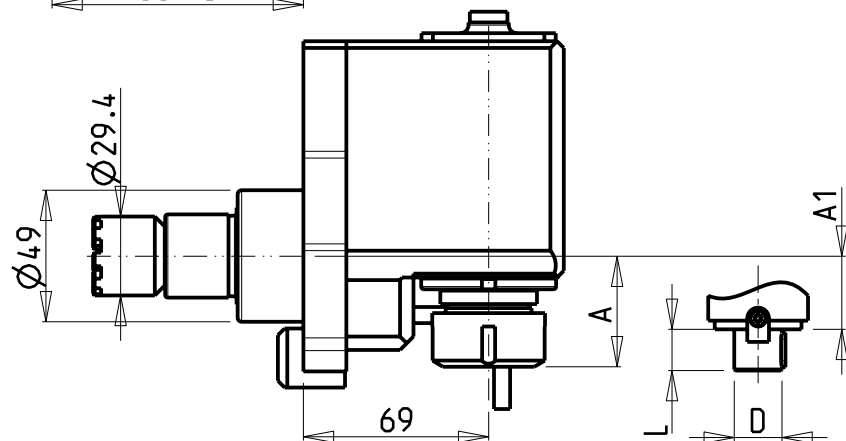
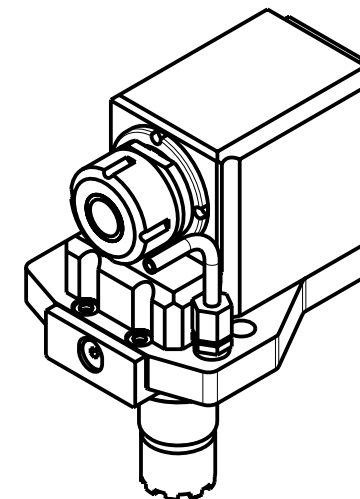
PAGINA BGL520-2-00

		PAGINA Page Seite
MODULO MOTORIZZATO RADIALE Radial driven tool Radial angetriebenes Werkzeug		BID010.1.00
MODULO MOTORIZZATO ASSIALE Axial driven tool Axial angetriebenes Werkzeug		BID150.1.10
MODULO MOTORIZZATO ASSIALE RIDOTTO 1=2:1 Axial geared-down 1=2:1 driven tool Axial angetriebenes Werkzeug untersetzt 1=2:1		BID190.1.10
MODULO MOTORIZZATO ASSIALE MOLTIPLICATO 1=1:2 Axial geared-up 1=1:2 driven tool Axial angetriebenes Werkzeug uebersetzt 1=1:2		BID200.1.10
MODULO MOTORIZZATO ORIENTABILE 0-90° 0-90° adjustable angle driven tool Angetriebenes Werkzeug schwenkbar 0-90°		BID330.1.00

SU RICHIESTA E' POSSIBILE AVERE LA CHIAVETTA DI ALLINEAMENTO LARGA 2"
 On request you may have the fitting wedge large 2"
 Auf Anfrage ist es moeglich den Ausrichtungskeil Breite 2" zu erhalten



TORRETTA IDRAULICA
Hydraulic turret
Hydraulik Revolver



PER ORDINARE CON INGRANAGGIO
AGGIUNGERE "G" AL CODICE IN TABELLA.
ESEMPIO: 0081225 DIVENTA 0081225G

TO ORDER WITH GEARS
ADD A "G" IN THE CODE-CHARTS.
EXAMPLE: 0081225 BECOMES 0081225G

UM MIT ZAHNRAD ZU BESTELLEN, MUSS MAN
DEM TABELLEN-CODE EIN "G" ANHÄNGEN.
BEISPIEL: 0081225 WIRD DANN 0081225G

- Chiave inclusa
- Key included
- Schluessel inbegriffen

Cod. MT	Cod. BIGLIA	Mandrino Spindle Spindel	I	RPM	Coppia Max Max Torque Max Drehmoment	Lubr.esterna Ext. coolant Aussenkuehlung	Preso di moto frontale Front-type drive Frontzapfwelle-Anschluss	Preso di moto con ingranaggio Gear-type drive Getriebezapfwelle-Anschluss	A	A1	D	L	CHIAVI NON INCLUDE Keys not included Schluessel nicht einbegriffen	
													CHSTER25	CHUB36
0081225	T134-00004	ER25	1:1	3500	40Nm	X	X	X	41.26	-	-	-	CHSTER25	CHUB36
0081132	T134-00041	ER32	1:1	3500	40Nm	X	X	X	54.96	-	-	-	CHSTER32	CHUB36
0081617	-	Ø16x17	1:1	3500	40Nm	X	X	X	-	22.90	16	17	CH_VTCROCE_M08	CHUB36

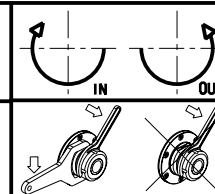
BIGLIA (torretta idraulica - Hydraulic turret - Hydraulik Revolver)

MOD: B500 B501 B1000 B56

MODULO MOTORIZZATO RADIALE

Radial driven tool

Radial angetriebenes Werkzeug



M.T. srl

Via Casino Albini 480
Tel. 0541/956034-957884

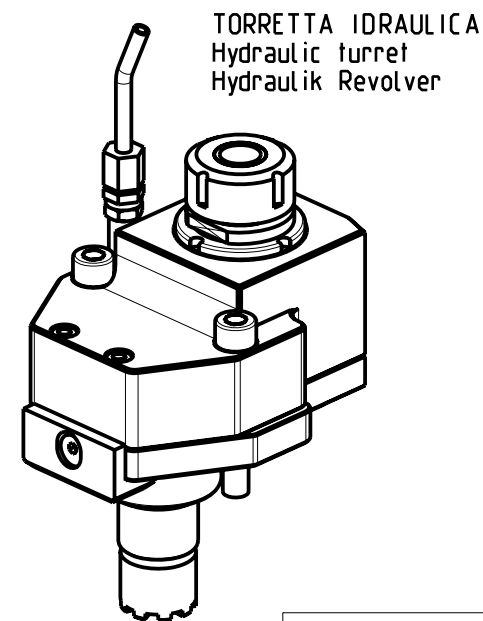
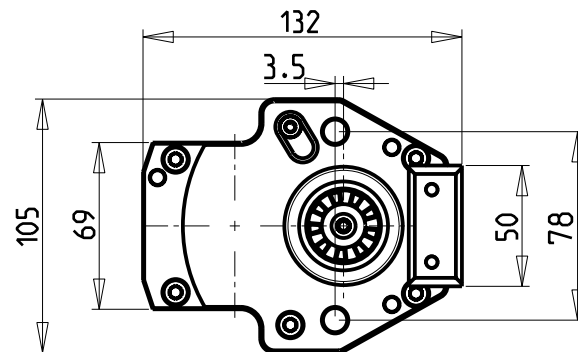
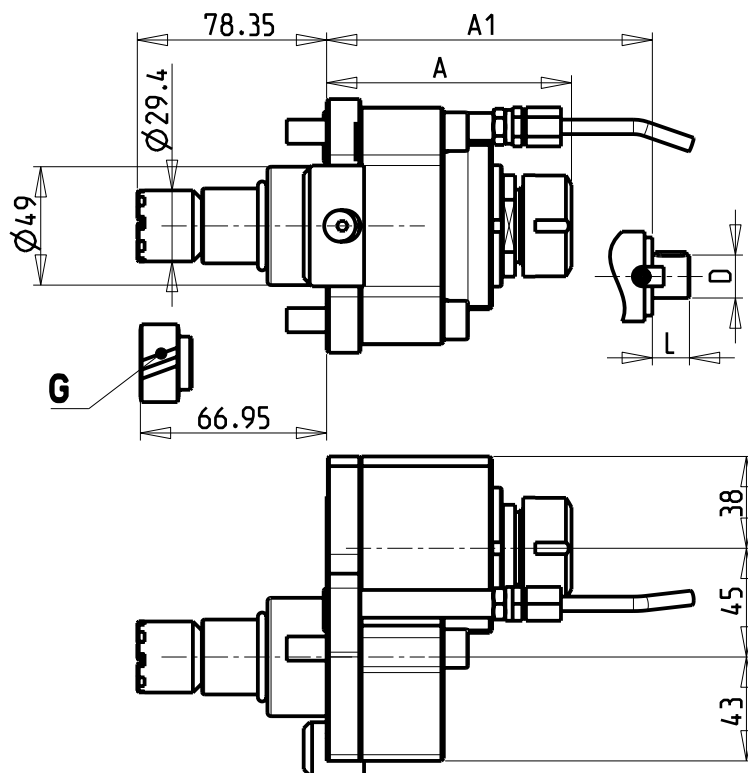
Fax 0541/956341

47842 S. GIOVANNI IN M. (RN)
e-mail: mtma@mtmarchetti.com
http://www.mtmarchetti.com

PRODUZIONE MODULI ROTANTI



PAGINA BID010-1-00



PER ORDINARE CON INGRANAGGIO
AGGIUNGERE "G" AL CODICE IN TABELLA.
ESEMPIO: 0090425 DIVENTA 0092425G

TO ORDER WITH GEARS
ADD A "G" IN THE CODE-CHARTS.
EXAMPLE: 0092425 BECOMES 0092425G

UM MIT ZAHNRAD ZU BESTELLEN, MUSS MAN
DEM TABELLEN-CODE EIN "G" ANHÄNGEN.
BEISPIEL: 0092425 WIRD DANN 0092425G

- Chiave inclusa
- Key included
- Schlüssel inbegriffen

Cod. MT	Cod. BIGLIA	Mandrino Spindle Spindel	I	RPM	Coppia Max Max Torque Max Drehmoment	Lubr.esterna Ext. coolant Aussenkuhlung	Presa di moto frontale Front-type drive Frontzapfwelle-Anschluss	Presa di moto con ingranaggio Gear-type drive Getriebezapfwelle-Anschluss	A	A1	D	L	CHIAVI NON INCLUDE Keys not included Schlüssel nicht inbegriffen	
0090425	T134-00005	ER25	1:1	3500	40Nm	X	X	X	101.36	-	-	-	CHSTER25	CHUB36
0090332	T134-00039	ER32	1:1	3500	40Nm	X	X	X	115	-	-	-	CHSTER32	CHUB36
0091617	-	Ø16x17	1:1	3500	40Nm	X	X	X	-	83	16	17	CH_VTCROCE_M08	CHUB36
0092219	-	Ø22x19	1:1	3500	40Nm	X	X	X	-	85	22	19	CH_VTCROCE_M10	CHUB36
0092721	41.32.152.00	Ø27x21	1:1	3500	40Nm	X	X	X	-	87	27	21	CH_VTCROCE_M12	CHUB36

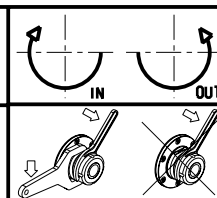
BIGLIA (torretta idraulica - Hydraulic turret - Hydraulik Revolver)

MOD: B500 B501 B1000 B56

MODULO MOTORIZZATO ASSIALE

Axial driven tool

Axial angetriebenes Werkzeug



M.T. srl

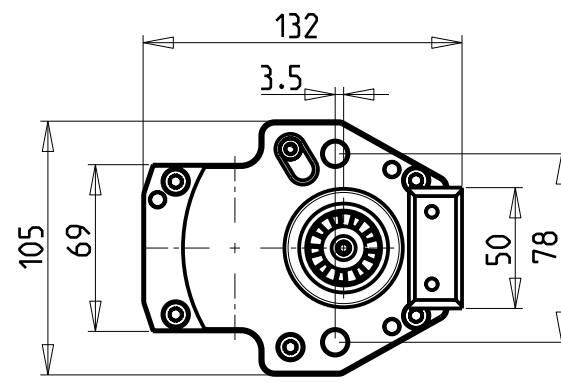
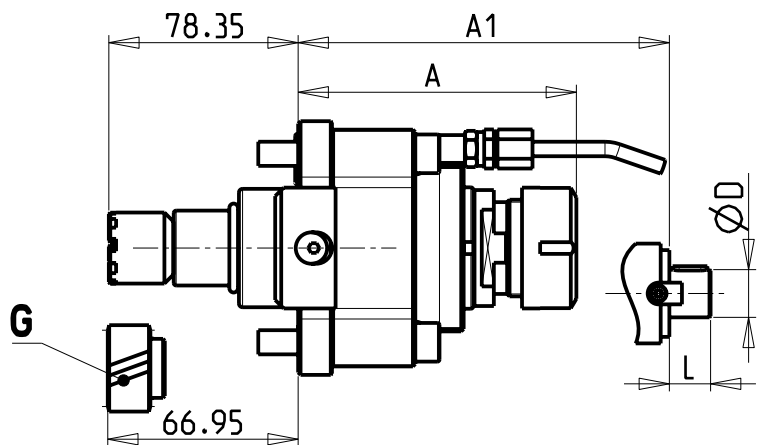
Via Casino Albini 480
Tel. 0541/956034-957884
Fax 0541/956341

47842 S. GIOVANNI IN M. (RN)
e-mail: mtma@mtmarchetti.com
http://www.mtmarchetti.com

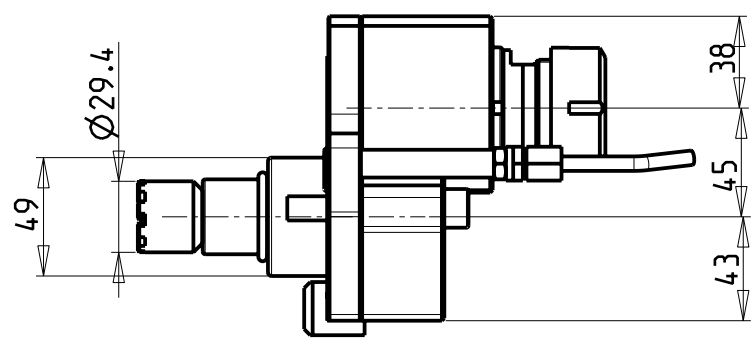
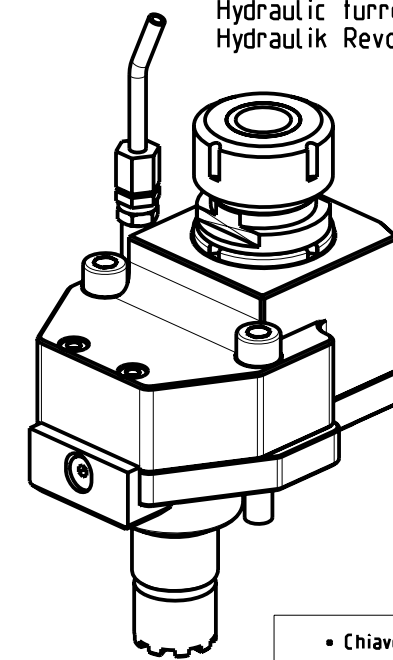
PRODUZIONE MODULI ROTANTI



PAGINA BID150-1-10



TORRETTA IDRAULICA
Hydraulic turret
Hydraulik Revolver



PER ORDINARE CON INGRANAGGIO
AGGIUNGERE "G" AL CODICE IN TABELLA.
ESEMPIO: 0160025 DIVENTA 0160025G

TO ORDER WITH GEARS
ADD A "G" IN THE CODE-CHARTS.
EXAMPLE: 0160025 BECOMES 0160025G

UM MIT ZAHNRAD ZU BESTELLEN, MUSS MAN
DEM TABELLEN-CODE EIN "G" ANHANGEN.
BEISPIEL: 0160025 WIRD DANN 0160025G

- Chiave inclusa
- Key included
- Schluessel inbegriffen

Cod. MT	Mandrino Spindle Spindel	I	RPM	Coppia Max Max Torque Max Drehmoment	Lubr.esterna Ext. coolant Aussenkuehlung	Presa di moto frontale Front-type drive Frontzapfwelle-Anschluss	Presa di moto con ingranaggio Gear-type drive Getriebezapfwelle-Anschluss	A	A1	D	L	CHIAVI NON INCLUSE Keys not included Schluessel nicht einbegriffen	
0160025	ER25	2:1	1750	60Nm	X	X	X	101.36	-	-	-	CHSTER25	CHUB36
0160032	ER32	2:1	1750	60Nm	X	X	X	115	-	-	-	CHSTER32	CHUB36
0161617	Ø16x17	2:1	1750	60Nm	X	X	X	-	83	16	17	CH_VTCROCE_M08	CHUB36
0162219	Ø22x19	2:1	1750	60Nm	X	X	X	-	85	22	19	CH_VTCROCE_M10	CHUB36
0162721	Ø27x21	2:1	1750	60Nm	X	X	X	-	87	27	21	CH_VTCROCE_M12	CHUB36

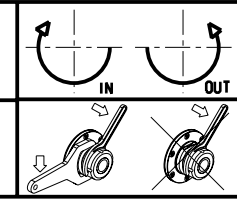
BIGLIA (torretta idraulica - Hydraulic turret - Hydraulik Revolver)

MOD: B500 B501 B1000 B56

MODULO MOTORIZZATO ASSIALE RIDOTTO I=2:1

Axial geared-down I=2:1 driven tool

Axial angetriebenes Werkzeug untersetzt I=2:1

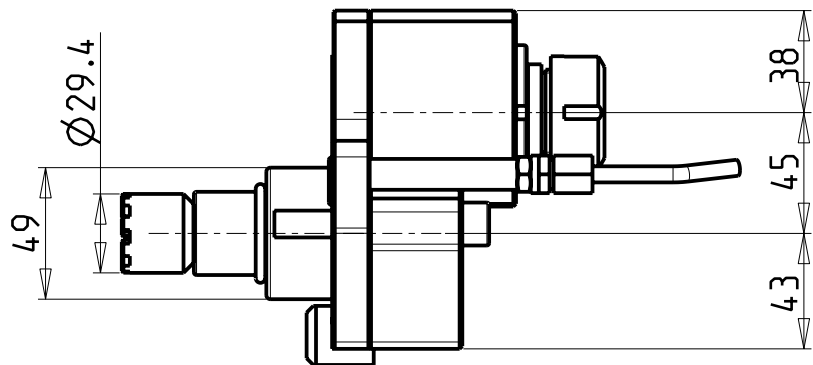
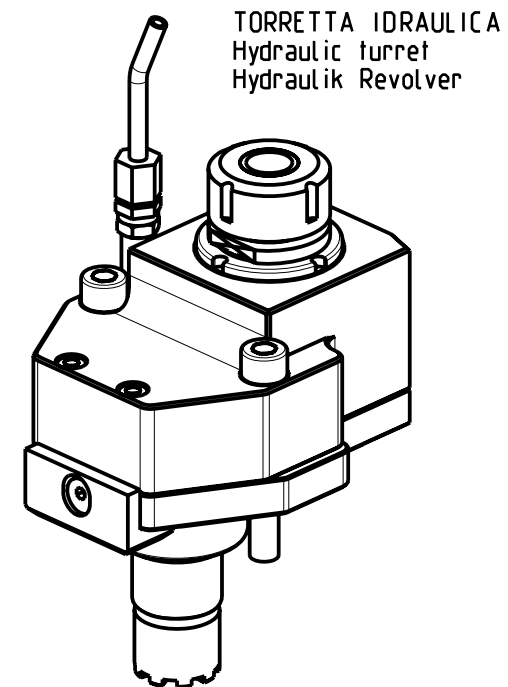
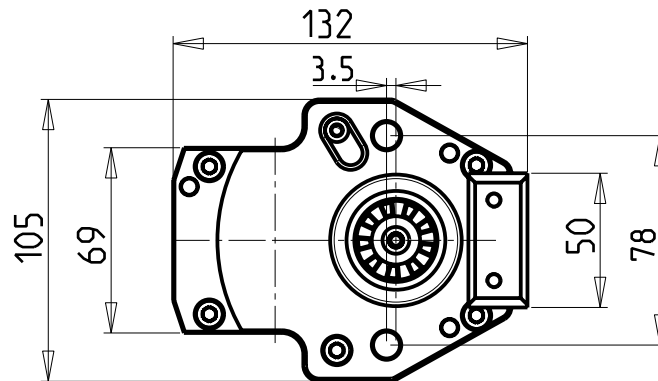
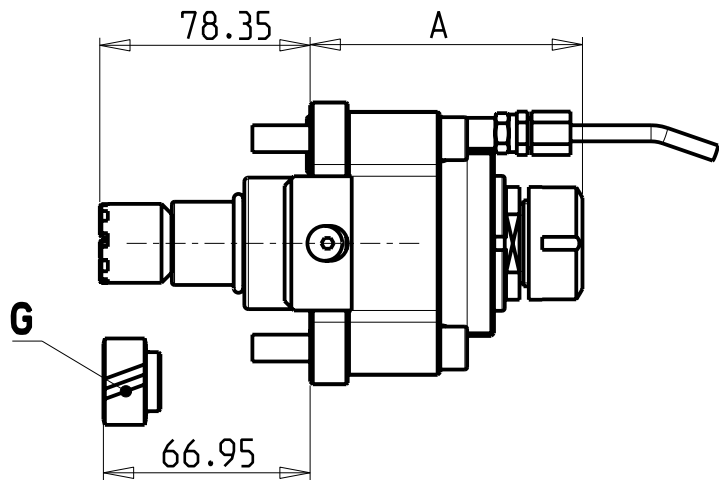


M.T. srl
Via Casino Albini 480
Tel. 0541/956034-957884
Fax 0541/956341
47842 S. GIOVANNI IN M. (RN)
e-mail: mtma@mtmarchetti.com
http://www.mtmarchetti.com

PRODUZIONE MODULI ROTANTI



PAGINA BID190-1-10



PER ORDINARE CON INGRANAGGIO
AGGIUNGERE "G" AL CODICE IN TABELLA.
ESEMPIO: 0120025 DIVENTA 0120025G

TO ORDER WITH GEARS
ADD A "G" IN THE CODE-CHARTS.
EXAMPLE: 0120025 BECOMES 0120025G

UM MIT ZAHNRAD ZU BESTELLEN, MUSS MAN
DEM TABELLEN-CODE EIN "G" ANHANGEN.
BEISPIEL: 0120025 WIRD DANN 0120025G

Cod. MT	Mandrino Spindle Spindel	I	RPM	Coppia Max Max Torque Max Drehmoment	Lubrificazione est. Ext. coolant Aussenkuehlung	Preso di moto frontale Front-type drive Frontzapfwelle-Anschluss	Preso di moto con ingranaggio Gear-type drive Getriebezapfwelle-Anschluss	A	CHIAVI NON INCLUSE Keys not included Schluessel nicht einbegriffen	
									CHSTER25	CHUB36
0120025	ER25	1:2	7000	30Nm	X	X	X	103.16	CHSTER25	CHUB36
0120032	ER32	1:2	7000	30Nm	X	X	X	115.66	CHSTER32	CHUB36

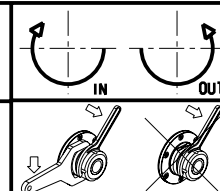
BIGLIA (torretta idraulica - Hydraulic turret - Hydraulik Revolver)

MOD: B500 B501 B1000 B56

MODULO MOTORIZZATO ASSIALE MOLTIPLICATO I=1:2

Axial geared-up I=1:2 driven tool

Radial angetriebenes Werkzeug uebersetzt I=1:2



M.T. srl

Via Casino Albini 480
Tel. 0541/956034-957884

Fax 0541/956341

47842 S. GIOVANNI IN M. (RN)

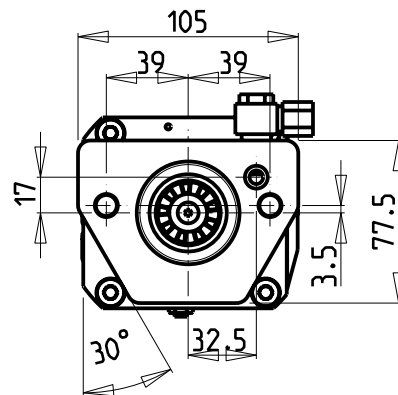
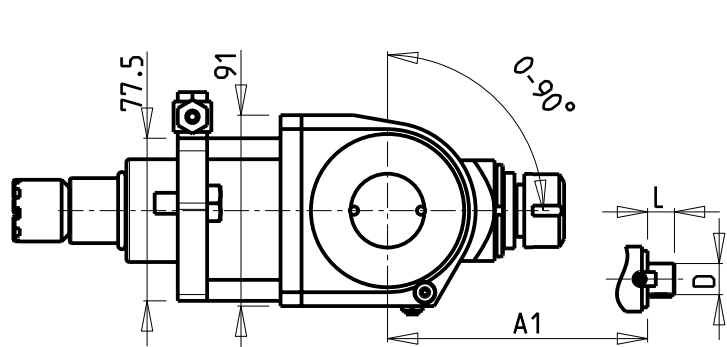
e-mail: mtma@mtmarchetti.com

http://www.mtmarchetti.com

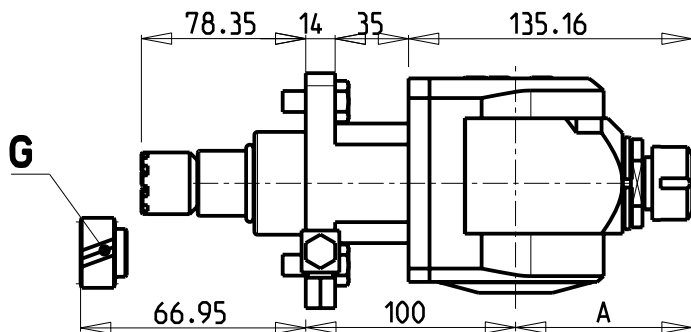
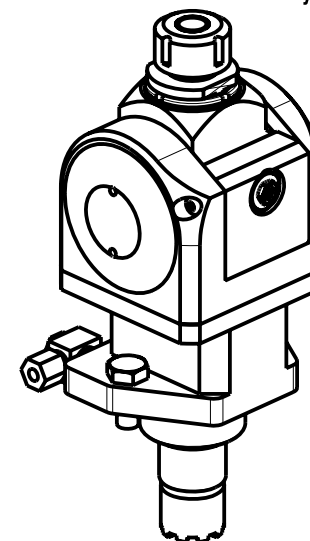
PRODUZIONE MODULI ROTANTI



PAGINA BID200-1-10



TORRETTA IDRAULICA
Hydraulic turret
Hydraulik Revolver



PER ORDINARE CON INGRANAGGIO
AGGIUNGERE "G" AL CODICE IN TABELLA.
ESEMPIO: 0120025 DIVENTA 0120025G

TO ORDER WITH GEARS
ADD A "G" IN THE CODE-CHARTS.
EXAMPLE: 0120025 BECOMES 0120025G

UM MIT ZAHNRAD ZU BESTELLEN, MUSS MAN
DEM TABELLEN-CODE EIN "G" ANHANGEN.
BEISPIEL: 0120025 WIRD DANN 0120025G

Cod. MT	Mandrino Spindle Spindel	I	RPM	Coppia Max Max Torque Max Drehmoment	Reversibile lato mandrino/contromandrino Reversible sub/main spindle side Umkehrbare Spindel-seite/ Gegenspindel-seite	Presenza di moto tipo frontale Front-type drive Frontzapfwelle- Anschluss	Presenza di moto con ingranaggio Gear-type drive Getriebezapfwelle- Anschluss	Lubr. esterna Ext. coolant Aussenkuehlung	A	A1	D	L	CHIAVI INCLUSE Keys included Schlüssel inbegriffen		
													CHSTER20	CHUB36	CHUB17
0670020	ER20	1:1	3500	40Nm	X	X	X	X	84.16	-	-	-	CHSTER20	CHUB36	CHUB17
0670025	ER25	1:1	3500	40Nm	X	X	X	X	85.66	-	-	-	CHSTER25	CHUB36	CHUB17
0671617	Ø16x17	1:1	3500	40Nm	X	X	X	X	-	65	16	17	CH_VTCROCE_M08	CHUB36	CHUB17
0672219	Ø22x19	1:1	3500	40Nm	X	X	X	X	-	66	22	19	CH_VTCROCE_M10	CHUB36	CHUB17
0671905	Ø3/4"x3/4"	1:1	3500	40Nm	X	X	X	X	-	65	3/4"	3/4"	CH_VTCROCE_M12	CHUB36	CHUB17

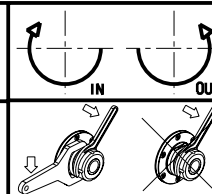
BIGLIA (torretta idraulica - Hydraulic turret - Hydraulik Revolver)

MOD: B500 B501 B1000 B56

MODULO MOTORIZZATO ORIENTABILE 0-90°

0-90° adjustable angle driven tool

Angetriebenes Werkzeug schwenkbar 0-90°



M.T. srl

Via Casino Albini 480
Tel. 0541/956034-957884
Fax 0541/956341

47842 S. GIOVANNI IN M. (RN)
e-mail: mtma@mtmarchetti.com
http://www.mtmarchetti.com

PRODUZIONE MODULI ROTANTI



PAGINA BID330-1-00

